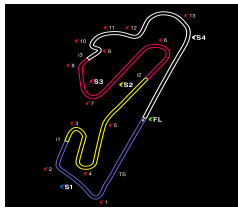




ESTORIL RACING FESTIVAL

CIRCUITO ESTORIL

11/12 DEZEMBRO 2021



SUPER SEVEN BY TOYO TIRES

ESTORIL RACING FESTIVAL 10 a 12 Dezembro 2021

CORRIDA 4

Sector Analysis

— Invalidated Lap

■ Personal Best

■ Session Best

B Crossing the pit lane

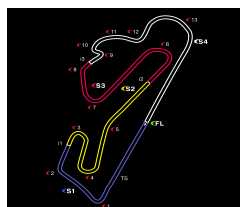
Lap	Time	Sector 1	Sector 2	Sector 3	T.Spd	Elapsed	Lap	Time	Sector 1	Sector 2	Sector 3	T.Spd	Elapsed
2	Luis Seguro					PRT	7	2:33.736	22.849	29.099	29.329	207.5	13:59.577
	CRM Motorsport					Caterham 275R	8	3:20.935	51.733	58.936	47.188	57.6	17:20.512
1	2:13.924	32.972	33.103	28.763	180.0	2:13.924	9	1:53.244	23.189	28.812	26.105	196.4	19:13.756
2	2:02.707	25.057	31.881	28.023	191.9	4:16.631	10	1:53.227	22.709	29.079	26.303	214.3	21:06.983
3	2:04.198	25.617	32.327	28.472	196.0	6:20.829							
4	2:02.116	25.099	31.460	28.020	201.0	8:22.945							
5	2:02.844	24.769	31.940	28.563	195.0	10:25.789							
6	2:02.670	24.803	31.743	27.934	193.6	12:28.459							
7	2:34.297	25.475	33.690	37.677	186.7	15:02.756							
8	2:37.247	36.325	43.909	37.210	87.7	17:40.003							
9	2:03.056	25.320	31.764	27.977	188.6	19:43.059							
10	2:02.829	24.729	32.264	28.329	201.8	21:45.888							
3	Paulo Macedo					PRT							
	CRM Motorsport					Caterham 420R							
1	1:59.516	27.434	29.665	26.293	181.5	1:59.516							
2	1:53.630	23.179	29.142	26.050	209.8	3:53.146							
3	1:53.933	23.146	29.381	26.038	212.7	5:47.079							
4	1:53.384	22.639	29.184	25.878	213.9	7:40.463							
5	1:54.028	22.712	29.216	26.409	213.9	9:34.491							
6	1:54.798	22.714	29.728	26.636	215.2	11:29.289							
7	2:31.251	22.919	29.450	27.911	216.4	14:00.540							
8	3:19.893	51.973	59.473	46.301	61.9	17:20.433							
9	1:53.097	22.721	29.014	26.076	213.1	19:13.530							
10	1:58.858	22.620	29.339	31.469	217.3	21:12.388							
5	J.J J. Magalhães												
	Team Nuoorle					Caterham 420R							
1	1:57.356	25.999	29.446	26.014	191.6	1:57.356							
2	1:52.790	22.923	29.272	25.605	216.9	3:50.146							
3	1:53.061	22.967	29.043	26.075	214.7	5:43.207							
4	1:54.160	23.425	29.001	26.359	213.1	7:37.367							
5	1:53.098	22.821	29.100	26.065	217.7	9:30.465							
6	1:53.452	22.749	29.144	25.977	217.7	11:23.917							
7	2:32.355	23.073	29.218	28.515	213.1	13:56.272							
8	3:22.574	52.821	57.584	46.871	62.7	17:18.846							
9	1:52.898	22.856	28.841	26.244	214.7	19:11.744							
10	1:52.654	22.394	28.924	25.918	215.6	21:04.398							
7	Diogo Tavares					PRT							
	CRM Motorsport					Caterham 420R							
1	1:56.886	25.461	29.340	26.039	191.2	1:56.886							
2	1:53.492	23.213	29.594	25.949	217.7	3:50.378							
3	1:52.961	22.971	29.142	25.980	215.6	5:43.339							
4	1:53.038	22.834	29.205	26.041	216.4	7:36.377							
5	1:52.565	22.453	29.108	26.014	215.6	9:28.942							
6	1:54.133	22.570	29.557	26.561	214.3	11:23.075							
8	Luis Calheiros Ferreira					PRT							
	CRM Motorsport					Caterham 420R							
1	1:58.964	26.855	29.418	26.240	191.2	1:58.964							
2	1:53.643	22.850	29.179	26.285	210.2	3:52.607							
3	1:53.715	23.196	29.144	26.201	215.6	5:46.322							
4	1:53.060	22.675	29.096	26.077	213.9	7:39.382							
5	1:53.247	22.677	29.230	26.029	215.6	9:32.629							
6	1:53.212	22.518	29.167	26.171	213.9	11:25.841							
10	Filipe Albuquerque												
	CRM Motorsport					Caterham 420R							
1	1:55.544	24.830	29.078	26.303	187.7	1:55.544							
2	1:52.877	22.468	29.051	25.993	212.7	3:48.421							
3	1:53.297	23.126	29.256	25.911	215.6	5:41.718							
4	1:52.724	22.574	29.163	26.020	209.8	7:34.442							
5	1:53.278	23.322	29.049	25.665	212.7	9:27.720							
6	1:53.110	23.115	29.184	25.874	208.2	11:20.830							
7	2:32.487	23.281	29.454	28.680	206.7	13:53.317							
8	3:23.407	53.006	56.808	47.186	62.9	17:16.724							
9	1:52.840	22.837	28.939	25.857	214.7	19:09.564							
10	1:53.120	22.474	29.362	25.840	213.9	21:02.684							
11	Nuno Caetano												
	BCM Sports					Caterham 420R							
1	2:02.147	28.952	30.139	26.773	183.3	2:02.147							
2	1:57.294	24.132	29.990	26.595	203.2	3:59.441							
3	1:57.246	23.796	30.447	26.706	207.5	5:56.687							
4	1:57.370	23.669	30.375	26.931	208.6	7:54.057							
5	1:58.329	23.924	30.593	27.204	206.7	9:52.386							
6	1:57.975	23.773	30.401	27.175	204.0	11:50.361							
7	2:14.176	24.167	31.562	29.340	200.7	14:04.537							
8	3:19.474	51.878	1:01.321	45.516	58.4	17:24.011							
9	1:57.493	23.497	30.473	27.025	203.2	19:21.504							
10	1:58.123	23.881	30.404	27.055	206.3	21:19.627							
12	José Kol Almeida					PRT							
	José Kol Almeida					Caterham 420R							
1	2:01.759	28.503	30.174	26.837	198.5	2:01.759							
2	1:56.365	23.257	29.994	26.911	211.8	3:58.124							
3	1:55.729	23.537	29.654	26.404	216.0	5:53.853							
4	1:56.298	23.322	29.897	26.726	211.4	7:50.151							
5	1:55.288	23.003	29.831	26.354	214.7	9:45.439							
6	1:56.075	23.251	30.138	26.683	215.6	11:41.514							
7	2:21.548	23.331	30.202	28.963	215.2	14:03.062							
8	3:18.911	52.159	1:00.068	45.937	56.5	17:21.973							
9	1:54.778	23.002	29.171	27.143	214.7	19:16.751							
10	1:55.110	23.081	29.661	26.488	215.6	21:11.861							
16	Dominic Geary					UK							
	CRM Motorsport					Caterham 275R							
1	3:06.686	B	33.485	32.411	28.753	183.3	3:06.686						
2	2:59.503	1:20.649	32.461	28.220		6:06.189							
3	2:01.449	24.443	31.641	27.661	204.0	8:07.638							
4	2:03.935	24.324	31.665	28.208	198.5	10:11.573							
5	2:06.094	26.322	33.615	27.975	193.3	12:17.667							
6	2:42.925	25.749	40.701	39.005	190.9	15:00.592							
7	2:37.285	36.152	44.220	37.315	98.7	17:37.877							
8	2:04.512	25.264	31.833	29.009	194.6	19:42.389							
9	2:02.918	24.936	32.406	27.839	203.2	21:45.307							



ESTORIL RACING FESTIVAL

CIRCUITO ESTORIL

11/12 DEZEMBRO 2021



SUPER SEVEN BY TOYO TIRES

ESTORIL RACING FESTIVAL 10 a 12 Dezembro 2021

CORRIDA 4

Sector Analysis

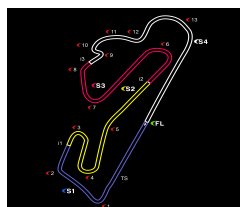
_ Invalidated Lap							■ Personal Best							■ Session Best							■ Crossing the pit lane						
Lap	Time	Sector 1	Sector 2	Sector 3	T.Spd	Elapsed	Lap	Time	Sector 1	Sector 2	Sector 3	T.Spd	Elapsed	Lap	Time	Sector 1	Sector 2	Sector 3	T.Spd	Elapsed	Lap	Time	Sector 1	Sector 2	Sector 3	T.Spd	Elapsed
17 Fernando Costa							Atomic-Megeltech							Caterham 420R													
1	2:14.058	29.957	31.900	28.125	180.9	2:14.058	3	2:00.938	24.280	31.590	27.639	199.9	6:11.516														
2	2:02.618	25.973	31.165	28.596	179.4	4:16.676	4	2:00.967	24.622	31.441	27.393	192.6	8:12.483														
3	2:00.153	24.442	30.429	28.152	210.2	6:16.829	5	2:01.145	24.382	31.518	27.413	194.6	10:13.628														
4	1:59.915	24.150	31.130	28.162	205.9	8:16.744	6	2:00.618	24.401	31.611	27.379	192.9	12:14.246														
5	2:00.882	24.882	31.183	28.072	198.8	10:17.626	7	2:43.512	24.581	41.184	39.897	196.4	14:57.758														
6	1:59.991	24.225	30.299	28.306	207.5	12:17.617	8	2:37.331	36.743	43.422	37.095	105.4	17:35.089														
7	2:41.577	24.672	39.567	39.847	190.3	14:59.194	9	2:01.409	24.532	31.812	28.022	201.0	19:36.498														
8	2:38.129	36.532	44.004	37.153	107.5	17:37.323	10	2:01.150	24.234	31.374	27.546	195.0	21:37.648														
9	2:04.154	25.366	31.526	29.209	191.9	19:41.477																					
10	2:02.099	24.422	30.269	28.837	191.6	21:43.576																					
19 Duarte Lisboa							Team Nuorte							Caterham 420R							PRT						
1	2:00.724	28.147	29.757	26.407	188.0	2:00.724	3	1:53.550	23.623	29.073	25.996	213.5	5:42.320														
2	2:17.795	26.388	29.817	27.595	208.6	4:18.519	4	1:52.388	22.651	28.895	26.225	215.6	7:34.708														
							5	1:53.771	23.302	29.066	26.399	215.2	9:28.479														
							6	1:52.406	22.629	29.094	26.017	213.5	11:20.885														
							7	2:34.131	23.483	29.359	29.023	215.2	13:55.016														
							8	3:21.781	51.855	57.611	46.806	67.2	17:16.797														
							9	1:53.092	22.904	28.939	25.891	212.3	19:09.889														
							10	1:53.440	22.739	29.057	26.151	209.4	21:03.329														
21 Paulo Duarte							CRM Motorsport							Caterham 275R							PRT						
1	2:10.709	32.161	32.029	28.394	189.6	2:10.709	3	1:55.490	25.056	28.982	26.101	196.7	1:55.490														
2	2:01.169	24.851	31.334	27.634	199.9	4:11.878	2	1:53.271	22.705	28.908	26.323	215.6	3:48.761														
3	2:00.054	23.847	31.370	27.588	202.1	6:11.932	3	1:53.159	23.332	28.976	26.016	213.1	5:41.920														
4	2:01.276	24.889	31.463	27.396	199.9	8:13.208	4	1:52.771	22.700	29.218	25.854	209.4	7:34.691														
5	2:00.779	24.602	31.458	27.497	202.1	10:13.987	5	1:53.176	23.193	29.206	25.929	207.1	9:27.867														
6	2:00.356	24.624	31.379	27.468	201.0	12:14.343	6	1:52.946	22.749	29.233	25.776	216.0	11:20.813														
7	2:43.847	24.842	41.311	39.780	199.6	14:58.190	7	2:30.570	23.506	29.201	27.683	213.9	13:51.383														
8	2:37.235	36.662	43.583	36.974	105.0	17:35.425	8	3:24.909	53.472	55.632	48.862	60.5	17:16.292														
9	2:01.723	24.933	31.158	28.211	198.5	19:37.148	9	1:53.079	22.960	28.992	25.893	212.7	19:09.371														
10	2:00.418	24.424	31.090	27.624	201.4	21:37.566	10	1:53.543	22.532	29.435	26.143	216.0	21:02.914														
24 Kevin Embourg							CRM Motorsport							Caterham 275R							UK						
1	2:11.945	33.383	32.222	27.938	182.7	2:11.945	3	1:54.863	23.177	29.439	26.471	213.5	3:56.270														
2	2:01.278	24.546	31.603	27.901	200.7	4:13.223	2	1:55.328	22.929	29.714	26.805	216.0	5:51.598														
3	2:01.646	24.723	31.709	28.032	193.9	6:14.869	4	1:56.766	23.486	29.980	26.957	211.8	7:48.364														
4	2:01.060	24.476	31.472	27.747	194.3	8:15.929	5	1:56.571	23.616	29.854	26.770	216.4	9:44.935														
5	2:01.602	25.096	31.522	27.529	193.6	10:17.531	6	1:57.449	24.053	30.165	27.050	215.6	11:42.384														
6	2:01.236	25.548	31.656	27.337	192.6	12:18.767	7	2:21.185	23.609	29.828	28.636	211.4	14:03.569														
7	2:42.435	25.838	40.349	38.518	192.9	15:01.202	8	3:19.193	52.203	1:00.532	45.962	55.0	17:22.762														
8	2:36.807	36.195	44.330	37.203	94.8	17:38.009	9	1:55.422	23.047	29.630	26.739	215.2	19:18.184														
9	2:00.545	24.875	31.025	27.575	197.8	19:38.554	10	1:55.207	23.171	29.840	26.469	215.2	21:13.391														
10	2:01.825	24.910	31.407	27.799	196.4	21:40.379																					
25 Miguel Matos							Speedy Motorsport							Caterham 420R							PRT						
1	3:00.363	28.237	41.342	39.182	186.1	3:00.363	3	1:53.590	23.118	29.224	25.904	216.0	5:45.637														
2	3:16.970	1:44.892	30.344	26.633		6:17.333	4	1:53.263	22.805	29.173	26.064	216.4	7:38.900														
3	1:55.227	23.720	29.382	26.043	196.0	8:12.560	5	1:52.970	22.563	29.162	25.951	213.9	9:31.870														
4	1:53.666	23.003	29.301	26.318	213.9	10:06.226	6	1:52.964	22.557	29.107	26.135	216.0	11:24.834														
5	1:53.224	22.691	29.475	25.730	217.3	11:59.450	7	2:33.568	22.742	29.157	29.212	216.4	13:58.402														
27 Ivo Prada							Ivo Prada							Caterham 275R							PRT						
1	2:09.689	32.608	32.015	27.648	181.2	2:09.689																					
2	2:00.889	24.463	31.538	27.438	194.6	4:10.578																					



ESTORIL RACING FESTIVAL

CIRCUITO ESTORIL

11/12 DEZEMBRO 2021



SUPER SEVEN BY TOYO TIRES

ESTORIL RACING FESTIVAL 10 a 12 Dezembro 2021

CORRIDA 4

Sector Analysis

— Invalidated Lap

■ Personal Best

■ Session Best

B Crossing the pit lane

Lap	Time	Sector 1	Sector 2	Sector 3	T.Sp	Elapsed
8	3:21.002	52.073	58.196	47.937	57.7	17:19.404
9	1:53.394	22.848	29.231	26.441	207.5	19:12.798
10	1:54.063	22.465	29.219	26.708	216.4	21:06.861

37 Pedro Lacerda						
Garagem 19			Caterham 275R			
1	2:05.893	30.262	31.347	27.193	187.3	2:05.893
2	1:59.983	24.352	31.091	27.359	198.5	4:05.876
3	2:00.025	23.943	31.092	27.450	197.1	6:05.901
4	2:00.206	24.073	31.223	27.289	195.7	8:06.107
5	1:59.553	24.100	31.046	27.108	196.7	10:05.660
6	1:59.886	23.975	31.193	27.306	193.9	12:05.546
7	2:51.084	25.397	46.903	40.212	194.6	14:56.630
8	2:38.019	36.828	43.339	37.221	102.7	17:34.649
9	2:00.674	24.471	31.322	27.878	195.3	19:35.323
10	1:59.372	24.082	30.899	27.188	196.0	21:34.695

44 Nuno Afonso						
Atomic-Mageltech			Caterham 420R			
1	1:57.631	25.718	29.599	26.453	195.3	1:57.631
2	1:54.365	22.796	29.380	26.396	214.3	3:51.996
3	1:52.689	22.809	29.053	25.953	214.3	5:44.685
4	1:52.938	22.859	29.110	25.864	217.3	7:37.623
5	1:53.002	22.817	29.118	26.179	216.4	9:30.625
6	1:53.372	22.874	29.428	26.035	215.2	11:23.997
7	2:31.707	22.512	29.049	28.041	216.9	13:55.704
8	3:22.802	52.560	57.814	46.482	62.3	17:18.506
9	1:52.468	22.896	29.140	25.695	216.4	19:10.974
10	1:53.003	22.644	28.991	25.915	216.0	21:03.977

46 Néelson Gomes						
Speedy Motorsport			Caterham 420R			
1	1:59.233	26.942	29.722	26.236	197.1	1:59.233
2	1:55.587	23.536	29.375	26.292	213.1	3:54.820
3	1:54.695	23.331	29.454	26.621	212.3	5:49.515
4	1:54.413	23.295	29.539	26.209	204.0	7:43.928
5	1:54.313	22.913	29.631	26.243	214.3	9:38.241
6	1:54.041	22.918	29.383	26.246	213.9	11:32.282
7	2:28.801	23.025	29.619	26.986	213.5	14:01.083
8	3:19.783	51.852	1:00.056	46.118	61.0	17:20.866
9	1:55.383	23.151	29.354	27.403	204.8	19:16.249
10	1:53.806	22.766	29.482	26.192	216.0	21:10.055

53 José Carlos Pires						
Speedy Motorsport			Caterham 420R			
1	1:55.886	25.278	28.812	26.371	190.3	1:55.886
2	1:52.630	22.496	28.727	26.148	202.5	3:48.516
3	1:53.149	22.884	29.279	25.745	213.1	5:41.665
4	1:52.764	22.486	29.209	25.858	213.5	7:34.429
5	1:53.378	23.162	29.236	25.993	213.5	9:27.807
6	1:52.884	22.684	29.250	25.619	215.2	11:20.691
7	2:31.738	23.254	29.597	28.200	212.7	13:52.429
8	3:24.232	53.180	56.833	47.331	62.3	17:16.661
9	1:52.732	22.706	28.857	25.721	213.5	19:09.393
10	1:53.540	22.975	29.060	26.220	212.3	21:02.933

Lap	Time	Sector 1	Sector 2	Sector 3	T.Sp	Elapsed
55 Ricardo Pedrosa						
Atomic-Mageltech			Caterham 420R			
1	2:00.512	27.941	29.720	26.165	183.9	2:00.512
2	1:55.870	23.631	29.545	26.495	212.7	3:56.382
3	1:55.797	23.229	30.032	26.603	211.8	5:52.179
4	1:56.370	23.438	30.357	26.534	210.6	7:48.549
5	1:55.127	23.164	29.590	26.374	209.4	9:43.676
6	1:55.998	23.032	29.801	26.986	215.6	11:39.674
7	2:22.468	22.892	29.878	27.625	215.2	14:02.142
8	3:19.291	52.144	1:00.086	45.854	60.8	17:21.433
9	2:08.962	23.107	29.216	39.656	211.8	19:30.395
10	1:56.491	23.166	29.998	27.295	213.1	21:26.886

57 Bernardo Bello						
CRM Motorsport			Caterham 420R			
1	1:57.124	25.797	29.229	26.162	191.6	1:57.124
2	1:52.923	22.819	29.179	25.738	213.9	3:50.047
3	1:52.862	22.776	29.008	26.071	213.5	5:42.909
4	1:54.183	23.083	29.348	26.513	216.9	7:37.092
5	1:53.083	22.699	29.248	25.923	212.7	9:30.175
6	1:53.084	22.708	29.171	25.969	213.5	11:23.259
7	2:32.040	22.568	29.216	28.243	214.3	13:55.299
8	3:22.518	52.445	57.063	47.269	63.6	17:17.817
9	1:52.493	22.498	28.787	25.890	212.7	19:10.310
10	1:53.351	22.612	28.976	26.306	211.8	21:03.661

69 André Correia						
Andre Correia			Caterham 420R			
1	1:57.894	26.378	29.241	26.259	176.0	1:57.894
2	1:53.545	22.822	29.273	26.104	213.5	3:51.439
3	1:53.180	22.898	29.249	25.961	214.7	5:44.619
4	1:53.551	23.200	29.312	26.180	213.9	7:38.170
5	1:52.997	22.612	29.357	26.043	216.4	9:31.167
6	1:53.208	22.617	29.415	26.124	216.9	11:24.375
7	2:33.055	22.786	29.298	28.761	216.0	13:57.430
8	3:21.600	52.444	57.848	47.838	63.8	17:19.030
9	1:53.787	22.978	29.291	26.364	214.3	19:12.817
10	1:54.000	22.700	29.018	26.443	215.6	21:06.817

77 Frederico Brion Sanches						
BS Motorsport			Caterham 275R			
1	2:08.264	31.162	31.500	27.766	187.0	2:08.264
2	2:01.946	25.118	31.348	28.077	192.9	4:10.210
3	2:01.268	24.378	31.785	27.472	198.1	6:11.478
4	2:01.575	24.527	31.551	27.925	193.9	8:13.053
5	2:01.583	24.551	31.652	27.950	199.2	10:14.636
6	2:00.972	24.650	31.726	27.606	198.1	12:15.608
7	2:43.054	24.973	40.622	40.008	194.3	14:58.662
8	2:36.701	36.572	43.753	36.950	107.7	17:35.363
9	2:01.032	24.498	31.470	27.765	204.4	19:36.395
10	2:03.045	24.777	31.254	29.681	199.6	21:39.440

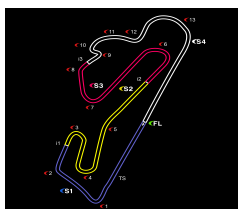
88 Paulo Santos						
CRM Motorsport			Caterham 275R			
1	2:08.645	31.519	31.356	27.844	184.2	2:08.645
2	2:00.882	24.413	31.687	27.582	201.4	4:09.527



ESTORIL RACING FESTIVAL

CIRCUITO ESTORIL

11/12 DEZEMBRO 2021



SUPER SEVEN BY TOYO TIRES ESTORIL RACING FESTIVAL 10 a 12 Dezembro 2021 CORRIDA 4

Sector Analysis

— Invalidated Lap ■ Personal Best ■ Session Best B Crossing the pit lane

Lap	Time	Sector 1	Sector 2	Sector 3	T.Sp	Elapsed	Lap	Time	Sector 1	Sector 2	Sector 3	T.Sp	Elapsed
3	2:00.294	23.902	31.741	27.394	196.0	6:09.821							
4	1:59.765	24.091	31.373	27.230	196.7	8:09.586							
5	2:00.926	24.106	31.169	27.384	198.5	10:10.512							
6	2:00.561	24.131	31.588	27.496	195.3	12:11.073							
7	2:46.148	24.933	43.219	40.106	194.3	14:57.221							
8	2:37.541	36.743	43.365	37.095	104.8	17:34.762							
9	2:01.013	24.614	31.403	27.860	199.2	19:35.775							
10	1:58.928	24.027	30.915	27.216	200.3	21:34.703							

95 Pedro Perino		PRT					
Speedy Motorsport		Caterham 420R					
1	2:02.203	29.097	30.059	27.117	174.6	2:02.203	
2	1:54.742	23.254	29.539	26.571	213.5	3:56.945	
3	2:46.504 B	30.208	45.682	36.116	214.7	6:43.449	
4	4:05.058	2:30.057	31.418	27.573		10:48.507	
5	1:58.230	23.687	30.165	26.991	211.0	12:46.737	
6	2:17.347	24.003	30.491	27.650	207.5	15:04.084	
7	2:36.220	36.151	43.954	37.051	86.3	17:40.304	
8	1:58.397	23.952	30.688	27.595	209.0	19:38.701	
9	1:57.219	23.271	30.299	27.779	213.9	21:35.920	

97 Gonçalo Nobre da Veiga		CRM Motorsport					
CRM Motorsport		Caterham 275R					
1	2:11.521	32.259	33.250	28.159	186.1	2:11.521	
2	2:01.584	24.552	31.702	27.535	198.1	4:13.105	
3	2:02.562	24.520	32.038	28.319	196.7	6:15.667	
4	2:00.671	24.104	31.536	27.409	199.6	8:16.338	
5	2:01.085	24.325	31.531	27.556	203.6	10:17.423	
6	2:01.186	24.858	31.442	27.395	191.9	12:18.609	
7	2:41.453	25.035	39.313	39.494	197.8	15:00.062	
8	2:37.743	36.076	44.291	37.082	103.7	17:37.805	
9	2:01.286	24.281	31.776	27.939	201.4	19:39.091	
10	2:01.285	24.604	31.304	27.942	204.0	21:40.376	

98 Miguel Ferreira		CRM Motorsport					
CRM Motorsport		Caterham 275R					
1	2:14.193	32.630	33.200	29.290	179.4	2:14.193	
2	2:02.364	24.853	31.656	27.576	201.0	4:16.557	
3	2:04.077	25.858	31.769	28.395	199.6	6:20.634	
4	2:01.954	24.411	31.817	27.611	198.1	8:22.588	
5	2:01.548	24.673	31.564	27.498	197.4	10:24.136	
6	2:01.467	24.541	31.604	27.558	197.1	12:25.603	
7	2:36.616	24.923	35.669	38.602	196.0	15:02.219	
8	2:36.269	36.372	43.896	37.271	92.3	17:38.488	
9	2:04.181	25.037	31.991	28.147	201.0	19:42.669	
10	2:01.764	24.898	32.128	27.256	206.7	21:44.433	