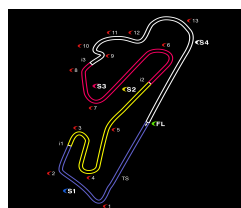




ESTORIL RACING FESTIVAL

CIRCUITO ESTORIL

11/12 DEZEMBRO 2021



SUPER SEVEN BY TOYO TIRES

ESTORIL RACING FESTIVAL 10 a 12 Dezembro 2021

CORRIDA 1

Sector Analysis

— Invalidated Lap ■ Personal Best ■ Session Best B Crossing the pit lane

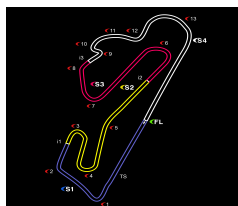
Lap	Time	Sector 1	Sector 2	Sector 3	T.Sp	Elapsed	Lap	Time	Sector 1	Sector 2	Sector 3	T.Sp	Elapsed
2 Luís Seguro PRT CRM Motorsport Caterham 275R							3	1:53.508	23.077	29.501	25.942	216.9	5:46.436
1	2:10.551	32.954	31.943	28.293	188.6	2:10.551	4	2:16.840	22.707	29.227	26.562	217.7	8:03.276
2	2:04.573	25.106	32.018	29.410	196.0	4:15.124	5	3:19.266	46.316	1:01.026	44.335	72.9	11:22.542
3	2:03.061	24.983	31.916	28.705	198.8	6:18.185	6	1:53.833	22.932	29.264	26.025	211.4	13:16.375
4	2:03.701	24.700	32.013	28.738	197.1	8:21.886	7	1:54.119	22.828	29.199	26.846	213.5	15:10.494
5	3:13.728	39.906	1:02.541	42.152	64.2	11:35.614	8	1:54.575	23.275	29.428	26.365	216.0	17:05.069
6	2:02.637	24.675	31.971	28.310	195.7	13:38.251	9	1:54.664	23.638	29.618	26.131	216.9	18:59.733
7	2:04.349	26.002	31.740	28.255	192.9	15:42.600	10	1:53.603	23.310	29.121	26.112	216.0	20:53.336
8	2:02.179	24.613	31.957	27.884	196.7	17:44.779							
9	2:04.724	24.799	32.023	28.164	198.1	19:49.503							
10	2:04.576	25.168	31.899	29.426	192.6	21:54.079							
3 Paulo Macedo PRT CRM Motorsport Caterham 420R							1	1:58.867	27.210	29.428	26.397	188.6	1:58.867
1	1:58.867	27.210	29.428	26.397	188.6	1:58.867	2	1:53.368	22.787	29.287	26.161	211.4	3:52.235
2	1:53.368	22.787	29.287	26.161	211.4	3:52.235	3	1:54.893	23.971	29.600	26.187	213.5	5:47.128
3	1:54.893	23.971	29.600	26.187	213.5	5:47.128	4	2:17.168	22.585	29.664	26.237	213.5	8:04.296
4	2:17.168	22.585	29.664	26.237	213.5	8:04.296	5	3:19.552	46.206	1:01.433	44.037	69.7	11:23.848
5	3:19.552	46.206	1:01.433	44.037	69.7	11:23.848	6	1:53.915	23.478	29.429	25.820	215.2	13:17.763
6	1:53.915	23.478	29.429	25.820	215.2	13:17.763	7	1:54.624	23.054	29.465	26.689	216.4	15:12.387
7	1:54.624	23.054	29.465	26.689	216.4	15:12.387	8	1:53.564	22.682	29.241	26.090	215.2	17:05.951
8	1:53.564	22.682	29.241	26.090	215.2	17:05.951	9	1:54.808	22.928	29.476	26.867	213.5	19:00.759
9	1:54.808	22.928	29.476	26.867	213.5	19:00.759	10	1:53.910	22.708	29.308	26.171	215.2	20:54.669
10	1:53.910	22.708	29.308	26.171	215.2	20:54.669							
5 J.J J. Magalhães Team Nuorte Caterham 420R							1	1:54.656	24.901	29.028	25.570	202.5	1:54.656
1	1:54.656	24.901	29.028	25.570	202.5	1:54.656	2	1:53.698	23.008	29.501	26.175	214.3	3:48.354
2	1:53.698	23.008	29.501	26.175	214.3	3:48.354	3	1:52.337	22.809	28.990	25.772	214.7	5:40.691
3	1:52.337	22.809	28.990	25.772	214.7	5:40.691	4	2:17.652	22.496	29.377	25.776	216.0	7:58.343
4	2:17.652	22.496	29.377	25.776	216.0	7:58.343	5	3:21.935	46.790	57.175	47.046	69.3	11:20.278
5	3:21.935	46.790	57.175	47.046	69.3	11:20.278	6	1:52.732	22.706	29.202	25.828	215.6	13:13.010
6	1:52.732	22.706	29.202	25.828	215.6	13:13.010	7	1:52.432	22.720	29.027	25.656	216.0	15:05.442
7	1:52.432	22.720	29.027	25.656	216.0	15:05.442	8	1:52.551	22.438	28.976	26.004	216.9	16:57.993
8	1:52.551	22.438	28.976	26.004	216.9	16:57.993	9	1:52.820	22.619	29.375	25.876	215.6	18:50.813
9	1:52.820	22.619	29.375	25.876	215.6	18:50.813	10	1:53.362	22.703	29.281	26.336	215.6	20:44.175
10	1:53.362	22.703	29.281	26.336	215.6	20:44.175							
7 Diogo Tavares PRT CRM Motorsport Caterham 420R							1	1:58.322	26.716	29.668	26.232	201.8	1:58.322
1	1:58.322	26.716	29.668	26.232	201.8	1:58.322	2	1:52.566	22.577	29.125	25.721	216.4	3:50.888
2	1:52.566	22.577	29.125	25.721	216.4	3:50.888	3	1:52.795	22.940	29.290	25.757	213.1	5:43.683
3	1:52.795	22.940	29.290	25.757	213.1	5:43.683	4	2:16.851	22.750	29.330	26.257	215.2	8:00.534
4	2:16.851	22.750	29.330	26.257	215.2	8:00.534	5	3:21.041	46.631	58.652	46.090	75.2	11:21.575
5	3:21.041	46.631	58.652	46.090	75.2	11:21.575	6	1:53.973	22.978	29.464	25.973	216.4	13:15.548
6	1:53.973	22.978	29.464	25.973	216.4	13:15.548	7	1:54.238	22.948	29.331	26.747	216.4	15:09.786
7	1:54.238	22.948	29.331	26.747	216.4	15:09.786	8	1:53.925	23.254	29.306	26.042	215.2	17:03.711
8	1:53.925	23.254	29.306	26.042	215.2	17:03.711	9	1:53.225	22.916	29.393	25.933	214.7	18:56.936
9	1:53.225	22.916	29.393	25.933	214.7	18:56.936	10	1:52.723	22.493	29.243	26.007	214.7	20:49.659
10	1:52.723	22.493	29.243	26.007	214.7	20:49.659							
8 Luís Calheiros Ferreira PRT CRM Motorsport Caterham 420R							1	1:59.208	26.575	29.648	27.014	201.0	1:59.208
1	1:59.208	26.575	29.648	27.014	201.0	1:59.208	2	1:53.720	22.978	29.109	26.338	212.3	3:52.928
2	1:53.720	22.978	29.109	26.338	212.3	3:52.928							



ESTORIL RACING FESTIVAL

CIRCUITO ESTORIL

11/12 DEZEMBRO 2021



SUPER SEVEN BY TOYO TIRES

ESTORIL RACING FESTIVAL 10 a 12 Dezembro 2021

CORRIDA 1

Sector Analysis

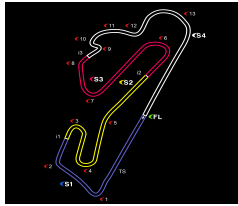
Lap		Time	Sector 1	Sector 2	Sector 3	T.Spnd	Elapsed			Lap	Time	Sector 1	Sector 2	Sector 3	T.Spnd	Elapsed	
9		1:59.881	24.448	31.210	27.236	197.1	19:28.598			1	1:57.699	25.574	29.724	26.935	199.9	1:57.699	
10		2:00.047	24.301	31.119	27.207	197.4	21:28.645			2	1:54.576	23.108	29.575	26.900	216.9	3:52.275	
17	Fernando Costa						Caterhan 420R			3	1:53.315	23.483	29.428	25.685	214.7	5:45.590	
	Atomic-Megeltech									4	2:16.942	22.739	29.196	35.882	208.2	8:02.532	
1		2:05.541	29.436	31.308	28.018	172.4	2:05.541			5	3:19.637	46.397	1:00.158	44.994	71.2	11:22.169	
2		2:01.604	24.006	31.316	29.063	193.6	4:07.145			6	1:53.104	22.556	29.316	25.725	213.9	13:15.273	
3		2:00.933	24.589	30.612	28.795	197.8	6:08.078			7	1:54.598	23.079	29.509	26.539	213.9	15:09.871	
4		2:04.549	24.283	31.135	27.753	191.2	8:12.627			8	1:54.138	23.018	29.318	26.470	217.3	17:04.009	
5		3:17.513	42.963	1:03.077	43.093	51.4	11:30.140			9	2:03.724	22.889	29.422	35.860	216.0	19:07.733	
6		2:00.880	24.733	31.502	28.344	197.4	13:31.020			10	1:53.845	22.885	29.588	25.922	214.7	21:01.578	
7		1:58.851	24.258	30.736	27.605	182.1	15:29.871			27	Ivo Prada						PRT
8		1:59.332	24.447	30.964	27.621	183.9	17:29.203				Ivo Prada						Caterham 275R
9		1:59.365	23.763	31.496	27.732	212.3	19:28.568			1	3:19.142	B 1:39.639	33.351	28.172		3:19.142	
10		1:58.987	23.948	30.569	27.699	208.2	21:27.555			2	2:02.956	24.730	32.486	27.778	189.6	5:22.098	
19	Duarte Lisboa						Caterham 420R			3	2:06.066	24.799	32.296	27.777	189.6	7:28.164	
	Team Nuoorte									4	2:13.593	27.734	33.551	29.764	158.7	9:41.757	
1		2:00.047	26.569	30.153	27.632	189.9	2:00.047			5	2:06.063	25.506	33.476	29.095	181.2	11:47.820	
2		1:55.197	23.798	29.544	26.448	198.1	3:55.244			6	2:02.082	24.568	32.039	27.917	193.3	13:49.902	
3		1:54.680	23.078	29.257	27.106	208.6	5:49.924			7	2:02.265	24.658	31.983	27.641	191.2	15:52.167	
4		2:16.083	23.179	29.520	26.256	202.1	8:06.007			8	2:01.800	24.518	32.014	27.793	192.6	17:53.967	
5		3:18.842	46.166	1:02.132	43.770	53.9	11:24.849			9	2:01.355	24.388	31.928	27.588	193.3	19:55.322	
6		1:53.935	23.174	29.557	26.158	207.5	13:18.784			10	2:01.151	24.588	31.819	27.477	192.3	21:56.473	
7		1:54.666	23.001	29.477	26.714	209.0	15:13.450			28	Laurencio Monteiro						PRT
8		1:54.163	22.858	29.163	26.550	209.8	17:07.613				Speedy Motorsport						Caterham 420R
9		1:53.822	22.918	29.507	26.075	205.9	19:01.435			1	1:54.129	24.423	29.043	25.640	200.3	1:54.129	
10		1:54.338	22.826	29.303	26.476	213.5	20:55.773			2	1:54.057	23.388	29.427	26.151	216.0	3:48.186	
21	Paulo Duarte						Caterham 275R			3	3:54.714	B 28.947	1:08.025	50.234	215.6	7:42.900	
	CRM Motorsport									30	Gonçalo Lobo Vale						PRT
1		2:11.711	32.623	32.604	28.522	186.7	2:11.711				BCM Sports						Caterham 420R
2		2:02.437	24.804	31.788	28.100	202.1	4:14.148			1	1:55.852	25.471	29.246	25.756	204.8	1:55.852	
3		2:02.906	24.413	31.943	27.805	199.2	6:17.054			2	1:53.425	22.724	29.186	26.096	216.0	3:49.277	
4		2:02.157	24.287	32.113	27.495	199.9	8:19.211			3	1:53.353	23.286	29.301	25.647	207.1	5:42.630	
5		3:14.021	41.324	1:02.343	41.875	58.9	11:33.232			4	2:17.273	22.470	29.108	25.868	216.4	7:59.903	
6		2:00.379	24.184	31.091	27.868	202.1	13:33.611			5	3:21.599	46.833	58.072	46.672	78.5	11:21.502	
7		2:01.077	24.921	31.275	27.540	200.3	15:34.688			6	1:53.122	22.909	28.873	26.136	216.0	13:14.624	
8		2:00.806	24.232	31.537	27.669	202.1	17:35.494			7	1:52.949	22.492	29.185	25.772	215.2	15:07.573	
9		2:01.521	25.018	31.360	27.466	199.9	19:37.015			8	1:52.824	22.452	29.182	25.950	217.3	17:00.397	
10		2:18.405	24.748	31.593	44.034	198.1	21:55.420			9	1:53.504	22.806	29.183	25.969	215.6	18:53.901	
24	Kevin Embourg						Caterham 275R			10	1:52.979	22.508	29.350	25.826	216.0	20:46.880	
	CRM Motorsport									31	André Matos						PRT
1		2:11.246	33.334	31.617	28.395	191.9	2:11.246				BCM Sports						Caterham 420R
2		2:03.417	24.887	31.520	29.114	193.6	4:14.663			1	2:02.378	28.647	30.123	27.676	183.9	2:02.378	
3		2:02.296	24.496	31.498	27.908	196.4	6:16.959			2	1:58.411	23.626	30.269	27.480	211.4	4:00.789	
4		2:03.969	25.165	32.327	28.067	188.6	8:20.928			3	1:56.624	23.136	30.194	26.814	207.5	5:57.413	
5		3:14.757	40.313	1:02.210	41.782	62.4	11:35.685			4	2:12.411	23.408	30.236	27.266	211.8	8:09.824	
6		2:02.502	24.873	31.709	28.488	196.4	13:38.187			5	3:18.476	44.887	1:02.796	43.643	53.6	11:28.300	
7		2:02.748	25.286	31.637	28.085	195.0	15:40.935			6	1:55.195	23.126	29.639	26.518	210.6	13:23.495	
8		2:02.696	24.908	31.756	28.134	192.6	17:43.631			7	1:56.493	23.570	29.938	26.697	215.6	15:19.988	
9		2:02.499	24.629	31.720	27.779	198.8	19:46.130			8	1:56.188	23.190	29.966	26.933	215.2	17:16.176	
10		2:02.220	24.831	31.780	27.807	195.7	21:48.350			9	1:56.025	23.276	29.891	26.865	213.5	19:12.201	
25	Miguel Matos						Caterham 420R			10	1:55.899	23.047	29.989	26.610	217.7	21:08.100	
	Speedy Motorsport																



ESTORIL RACING FESTIVAL

CIRCUITO ESTORIL

11/12 DEZEMBRO 2021



SUPER SEVEN BY TOYO TIRES ESTORIL RACING FESTIVAL 10 a 12 Dezembro 2021 CORRIDA 1

Sector Analysis

Invalidated Lap

Personal Best

Session Best

Crossing the pit lane

Table for driver António Nunes Almeida, showing lap times and sector data for laps 1-10.

Table for driver Pedro Lacerda, showing lap times and sector data for laps 1-3.

Table for driver Nuno Afonso, showing lap times and sector data for laps 1-10.

Table for driver Nélson Gomes, showing lap times and sector data for laps 1-10.

Table for driver José Carlos Pires, showing lap times and sector data for laps 1-9.

Table for driver Ricardo Pedrosa, showing lap times and sector data for laps 10-10.

Table for driver Bernardo Bello, showing lap times and sector data for laps 1-10.

Table for driver André Correia, showing lap times and sector data for laps 1-10.

Table for driver Frederico Brion Sanches, showing lap times and sector data for laps 1-10.

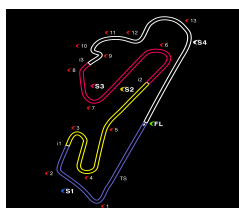
Table for driver Paulo Santos, showing lap times and sector data for lap 1.



ESTORIL RACING FESTIVAL

CIRCUITO ESTORIL

11/12 DEZEMBRO 2021



SUPER SEVEN BY TOYO TIRES

ESTORIL RACING FESTIVAL 10 a 12 Dezembro 2021

CORRIDA 1

Sector Analysis

— Invalidated Lap ■ Personal Best ■ Session Best B Crossing the pit lane

Lap	Time	Sector 1	Sector 2	Sector 3	T.Sp	Elapsed	Lap	Time	Sector 1	Sector 2	Sector 3	T.Sp	Elapsed
2	2:00.226	24.065	31.731	27.527	199.9	4:08.810							
3	2:00.334	24.150	31.329	27.476	200.3	6:09.144							
4	2:04.575	24.317	31.329	27.558	199.2	8:13.719							
5	3:17.267	43.005	1:03.830	42.219	49.0	11:30.986							
6	1:59.415	24.061	31.212	27.112	200.3	13:30.401							
7	1:59.011	23.865	31.293	27.037	200.3	15:29.412							
8	1:59.627	24.121	31.623	27.003	200.7	17:29.039							
9	2:00.653	24.399	31.514	27.634	200.3	19:29.692							
10	1:59.214	24.030	30.988	27.161	201.8	21:28.906							

95

Mariano Pires

PRT

Speedy Motorsport

Caterham 420R

1	1:57.556	25.987	29.303	26.711	196.0	1:57.556
2	1:53.364	22.755	29.332	25.749	216.0	3:50.920
3	1:53.356	22.887	29.359	26.019	214.3	5:44.276
4	2:17.401	22.442	29.274	27.687	215.6	8:01.677
5	3:19.979	46.494	59.198	45.403	71.1	11:21.656
6	1:53.836	22.546	29.071	26.196	216.4	13:15.492
7	1:54.178	22.754	29.478	26.432	215.6	15:09.670
8	1:54.950	23.667	29.338	26.310	213.5	17:04.620
9	1:53.539	22.970	28.877	26.176	216.0	18:58.159
10	1:53.926	22.954	29.490	26.135	215.6	20:52.085

97

Gonçalo Nobre da Veiga

CRM Motorsport

Caterham 275R

1	2:09.063	32.202	31.397	28.173	190.9	2:09.063
2	2:00.917	24.431	31.393	27.502	205.9	4:09.980
3	2:00.995	24.176	31.610	27.477	199.2	6:10.975
4	2:03.794	24.396	31.691	27.438	198.5	8:14.769
5	3:17.532	43.592	1:03.827	42.025	42.4	11:32.301
6	2:01.211	24.013	31.308	28.494	206.7	13:33.512
7	2:01.980	24.457	31.681	27.983	205.5	15:35.492
8	2:01.732	24.196	32.471	27.532	200.3	17:37.224
9	2:00.636	24.762	31.427	27.477	197.4	19:37.860
10	2:03.443	24.147	31.711	29.261	202.1	21:41.303

98

Miguel Ferreira

CRM Motorsport

Caterham 275R

1	2:12.455	33.786	31.750	28.805	185.5	2:12.455
2	2:03.371	24.639	31.709	28.621	205.1	4:15.826
3	2:03.505	24.973	31.293	29.039	204.4	6:19.331
4	2:04.955	24.713	32.044	28.453	201.0	8:24.286
5	3:11.742	38.321	1:02.843	41.801	65.3	11:36.028
6	2:02.966	25.164	31.616	28.409	192.9	13:38.994
7	2:02.442	24.842	31.516	28.449	202.5	15:41.436
8	2:02.013	24.775	31.405	27.949	197.8	17:43.449
9	2:02.274	25.149	31.267	27.654	198.1	19:45.723
10	2:01.897	24.491	31.474	28.077	195.0	21:47.620