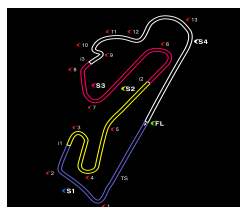




**ESTORIL
CATERHAM
RACING
FESTIVAL**



CATERHAM FESTIVAL 420R (PT+UK) CATERHAM FESTIVAL 420R (PT+UK) RACE

Volta a volta

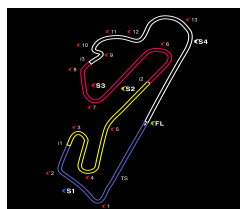
— Volta invalidada

■ Melhor marca pess ■ Melhor da sessão B Cruzar pelo pit lane

Vlt.	Tempo	Inter. 1	Inter. 2	Inter. 3	V.Máx	Decorrido	Vlt.	Tempo	Inter. 1	Inter. 2	Inter. 3	V.Máx	Decorrido
3	Keith Ashworth McMillan Motorsport Caterham						10	2:12.148	27.615	34.599	1:09.934		26:21.908
1	2:20.037	32.037	36.622	1:11.378		2:20.037	11	2:11.667	27.921	34.893	1:08.853		28:33.575
2	2:16.072	28.193	34.945	1:12.934		4:36.109	12	2:09.485	27.613	34.118	1:07.754		30:43.060
3	2:43.817	28.550	36.177	1:39.090		7:19.926							
4	2:40.231	37.546	40.354	1:22.331		10:00.157							
5	2:38.143	30.754	36.456	1:30.933		12:38.300							
6	2:41.315	34.290	42.100	1:24.925		15:19.615							
7	2:25.730	31.229	37.309	1:17.192		17:45.345							
8	2:53.613	30.248	38.023	1:45.342		20:38.958							
9	3:34.888	47.533	57.231	1:50.124		24:13.846							
10	2:15.709	29.171	35.815	1:10.723		26:29.555							
11	2:11.089	27.645	34.526	1:08.918		28:40.644							
12	2:11.472	27.141	34.704	1:09.627		30:52.116							
5	J. Magalhães Team Nuoorste Caterham												
1	2:15.394	29.494	34.436	1:11.464		2:15.394							
2	2:14.258	29.409	35.016	1:09.833		4:29.652							
3	2:43.934	27.090	33.843	1:43.001		7:13.586							
4	2:40.150	37.349	40.826	1:21.975		9:53.736							
5	2:39.899	29.504	36.221	1:34.174		12:33.635							
6	2:44.525	32.347	44.908	1:27.270		15:18.160							
7	2:18.860	29.550	35.321	1:13.989		17:37.020							
8	3:02.251 B	29.285	36.890	1:56.076		20:39.271							
9	4:27.151	2:45.033	34.667	1:07.451		25:06.422							
10	2:08.698	27.143	34.021	1:07.534		27:15.120							
11	2:07.416	26.605	33.599	1:07.212		29:22.536							
12	2:06.585	26.511	33.637	1:06.437		31:29.121							
7	Diogo Tavares CRM Motorsport Caterham												
1	2:12.222	29.983	33.524	1:08.715		2:12.222							
2	2:08.648	26.690	33.692	1:08.266		4:20.870							
3	2:50.310	26.502	39.058	1:44.750		7:11.180							
4	2:36.555	37.131	40.271	1:19.153		9:47.735							
5	2:40.599	27.198	34.598	1:38.803		12:28.334							
6	2:45.187	33.169	44.520	1:27.498		15:13.521							
7	2:12.325	27.206	34.953	1:10.166		17:25.846							
8	3:04.525	27.493	36.570	2:00.462		20:30.371							
9	3:36.508	47.142	55.044	1:54.322		24:06.879							
10	2:07.793	26.888	33.731	1:07.174		26:14.672							
11	2:06.551	26.445	33.525	1:06.581		28:21.223							
12	2:06.160	26.656	33.265	1:06.239		30:27.383							
8	Luís Calheiros CRM Motorsport Caterham												
1	2:12.854	28.815	33.642	1:10.397		2:12.854							
2	2:11.254	27.607	33.794	1:09.853		4:24.108							
3	2:45.515	27.418	34.255	1:43.842		7:09.623							
4	2:47.945	37.759	40.246	1:29.940		9:57.568							
5	2:37.697	28.683	35.611	1:33.403		12:35.265							
6	2:40.232	32.918	41.554	1:25.760		15:15.497							
7	2:19.430	29.510	36.074	1:13.846		17:34.927							
8	2:59.301	28.268	37.579	1:53.454		20:34.228							
9	3:35.532	47.544	56.044	1:51.944		24:09.760							
9	Danny Killeen McMillan Motorsport Caterham												
1	2:18.752	32.179	35.421	1:11.152		2:18.752							
2	2:14.086	27.974	34.728	1:11.384		4:32.838							
3	2:44.171	26.541	35.625	1:42.005		7:17.009							
4	2:37.852	36.819	41.058	1:19.975		9:54.861							
5	2:40.089	29.128	35.996	1:34.965		12:34.950							
6	2:43.446	31.800	45.035	1:26.611		15:18.396							
7	2:17.608	28.709	35.268	1:13.631		17:36.004							
8	3:00.350	28.208	37.417	1:54.725		20:36.354							
9	3:34.322	46.867	56.892	1:50.563		24:10.676							
10	2:11.773	27.810	34.930	1:09.033		26:22.449							
11	2:09.912	27.072	34.453	1:08.387		28:32.361							
12	2:08.768	27.394	34.595	1:06.779		30:41.129							
30	Gonçalo Lobo Vale BCM Sports Caterham												
1	2:09.933	27.287	33.797	1:08.849		2:09.933							
2	2:09.088	26.260	33.466	1:09.362		4:19.021							
3	2:46.282	26.396	33.577	1:46.309		7:05.303							
4	2:39.690	38.219	39.147	1:22.324		9:44.993							
5	2:37.684	26.619	34.201	1:36.864		12:22.677							
6	2:48.513	35.203	44.180	1:29.130		15:11.190							
7	2:13.567	27.156	35.319	1:11.092		17:24.757							
8	3:04.809	26.979	37.435	2:00.395		20:29.566							
9	3:36.872	47.009	55.041	1:54.822		24:06.438							
10	2:07.225	26.884	33.516	1:06.825		26:13.663							
11	2:06.653	26.923	33.429	1:06.301		28:20.316							
12	2:05.826	26.842	33.475	1:05.509		30:26.142							
43	James Tubby James Tubby Caterham												
1	2:21.958	33.109	36.374	1:12.475		2:21.958							
2	2:14.349	28.097	35.010	1:11.242		4:36.307							
3	2:43.843	28.827	35.880	1:39.136		7:20.150							
4	2:40.600	38.225	40.064	1:22.311		10:00.750							
5	2:37.804	30.295	37.151	1:30.358		12:38.554							
6	2:42.975	34.842	42.169	1:25.964		15:21.529							
7	2:23.026	29.999	36.983	1:16.044		17:44.555							
8	2:53.176	29.188	36.290	1:47.698		20:37.731							
9	3:34.332	46.977	57.086	1:50.269		24:12.063							
10	2:12.940	28.445	35.089	1:09.406		26:25.003							
11	2:12.402	28.158	35.127	1:09.117		28:37.405							
12	2:11.467	28.142	34.754	1:08.571		30:48.872							
44	Nuno Afonso Atomic-Mageltech Caterham												
1	2:10.572	27.989	33.898	1:08.685		2:10.572							
2	2:08.973	26.883	33.486	1:08.604		4:19.545							
3	2:46.837	26.975	33.327	1:46.535		7:06.382							
4	2:38.994	37.871	39.562	1:21.561		9:45.376							
5	2:39.696	27.533	35.066	1:37.097		12:25.072							
6	2:46.900	34.271	44.453	1:28.176		15:11.972							



ESTORIL
CATERHAM
RACING
FESTIVAL



CATERHAM FESTIVAL 420R (PT+UK) CATERHAM FESTIVAL 420R (PT+UK) RACE

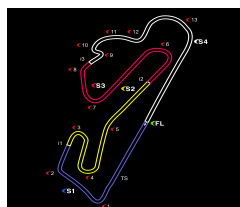
Volta a volta

— Volta invalidada ■ Melhor marca pessoal ■ Melhor da sessão ■ Cruzar pelo pit lane

Vlt.	Tempo	Inter. 1	Inter. 2	Inter. 3	V.Máx	Decorrido	Vlt.	Tempo	Inter. 1	Inter. 2	Inter. 3	V.Máx	Decorrido
46 Nélson Gomes Speedy Motorsport Caterham							11	2:07.525	26.386	34.094	1:07.045		28:24.990
1	2:15.694	29.789	34.940	1:10.965		2:15.694	12	2:06.637	26.511	33.569	1:06.557		30:31.627
2	5:13.990	27.577	34.265	4:12.148		7:29.684	64 Gary Tootell McMillan Motorsport Caterham						
3	3:21.094	1:25.256	37.527	1:18.311		10:50.778	1	2:19.397	31.769	36.128	1:11.500		2:19.397
4	2:26.486	29.621	36.678	1:20.187		13:17.264	2	2:16.321	28.256	34.860	1:13.205		4:35.718
5	2:23.077	29.052	37.081	1:16.944		15:40.341	3	2:45.450	29.415	36.549	1:39.486		7:21.168
6	2:22.929	29.152	36.342	1:17.435		18:03.270	4	2:42.057	38.142	39.813	1:24.102		10:03.225
7	2:38.549	28.784	36.541	1:33.224		20:41.819	5	2:36.271	31.070	37.397	1:27.804		12:39.496
8	3:34.481	48.131	58.463	1:47.887		24:16.300	6	2:43.426	34.952	42.179	1:26.295		15:22.922
9	2:16.581	29.641	35.558	1:11.382		26:32.881	7	2:23.043	31.750	36.321	1:14.972		17:45.965
10	2:13.947	27.563	35.778	1:10.606		28:46.828	8	2:53.938	30.484	38.538	1:44.916		20:39.903
11	2:14.034	27.624	35.265	1:11.145		31:00.862	9	3:34.498	47.419	57.540	1:49.539		24:14.401
47 Andy Thomas McMillan Motorsport Caterham							10	2:16.092	29.119	35.900	1:11.073		26:30.493
1	2:20.571	32.982	36.529	1:11.060		2:20.571	11	2:13.109	28.749	35.488	1:08.872		28:43.602
2	2:16.787	28.198	36.884	1:11.705		4:37.358	12	2:11.894	27.704	35.340	1:08.850		30:55.496
3	2:45.194	28.929	36.073	1:40.192		7:22.552	70 Adam White McMillan Motorsport Caterham						
4	2:43.015	38.326	39.000	1:25.689		10:05.567	1	2:11.769	29.158	33.640	1:08.971		2:11.769
5	2:35.154	31.594	36.590	1:26.970		12:40.721	2	2:09.322	26.085	33.830	1:09.407		4:21.091
6	2:43.343	35.688	41.282	1:26.373		15:24.064	3	2:46.325	26.735	33.307	1:46.283		7:07.416
7	2:24.490	31.343	36.381	1:16.766		17:48.554	4	2:38.873	37.932	40.819	1:20.122		9:46.289
8	2:52.609	30.604	38.969	1:43.036		20:41.163	5	2:39.599	27.399	35.599	1:36.601		12:25.888
9	3:34.173	47.930	58.218	1:48.025		24:15.336	6	2:48.557	34.038	44.368	1:30.151		15:14.445
10	2:15.431	29.809	35.095	1:10.527		26:30.767	7	2:17.918	28.068	35.479	1:14.371		17:32.363
11	2:14.210	27.889	36.692	1:09.629		28:44.977	8	2:59.732	27.032	35.306	1:57.394		20:32.095
12	2:11.096	27.236	34.987	1:08.873		30:56.073	9	3:36.835	47.874	55.671	1:53.290		24:08.930
53 José Pires Speedy Motorsport Caterham							10	2:10.662	27.184	34.982	1:08.496		26:19.592
1	2:12.113	28.928	34.049	1:09.136		2:12.113	11	2:07.612	26.718	34.253	1:06.641		28:27.204
2	2:08.227	26.410	33.793	1:08.024		4:20.340	12	2:07.789	26.789	33.920	1:07.080		30:34.993
3	2:46.610	26.726	33.645	1:46.239		7:06.950	99 Tiago R. Magalhães CRM Motorsport Caterham						
4	2:38.898	37.974	40.155	1:20.769		9:45.848	1	2:16.956	30.662	35.915	1:10.379		2:16.956
5	2:38.073	26.781	34.672	1:36.620		12:23.921	2	2:13.432	28.150	34.009	1:11.273		4:30.388
6	2:47.926	34.551	44.299	1:29.076		15:11.847	3	2:42.533	27.687	34.263	1:40.583		7:12.921
7	2:14.569	28.160	35.070	1:11.339		17:26.416	4	2:36.803	37.005	40.990	1:18.808		9:49.724
8	3:04.482	27.547	37.129	1:59.806		20:30.898	5	2:41.808	28.088	35.056	1:38.664		12:31.532
9	3:36.264	47.921	54.984	1:53.359		24:07.162	6	2:44.734	32.542	44.571	1:27.621		15:16.266
10	2:08.000	27.211	34.066	1:06.723		26:15.162	7	2:19.290	29.550	35.949	1:13.791		17:35.556
11	2:06.689	26.702	33.667	1:06.320		28:21.851	8	3:00.211	28.254	36.086	1:55.871		20:35.767
12	2:06.279	26.679	33.631	1:05.969		30:28.130	9	3:34.396	46.604	56.896	1:50.896		24:10.163
57 Bernardo Bello CRM Motorsport Caterham							10	2:12.224	27.758	35.092	1:09.374		26:22.387
1	2:13.178	28.738	34.568	1:09.872		2:13.178	11	2:09.985	27.698	34.122	1:08.165		28:32.372
2	2:09.045	26.563	33.786	1:08.696		4:22.223	12	2:08.735	27.523	34.180	1:07.032		30:41.107
3	2:46.331	26.812	33.895	1:45.624		7:08.554	101 Gary Lapidus Gary Lapidus Caterham						
4	2:38.810	37.509	40.781	1:20.520		9:47.364	1	2:16.895	30.671	34.769	1:11.455		2:16.895
5	2:39.885	27.164	34.671	1:38.050		12:27.249	2	2:17.133	28.551	35.100	1:13.482		4:34.028
6	2:46.335	33.039	44.843	1:28.453		15:13.584	3	2:43.850	27.782	34.785	1:41.283		7:17.878
7	2:15.523	28.247	35.366	1:11.910		17:29.107	4	2:39.862	37.241	40.835	1:21.786		9:57.740
8	3:02.398	27.277	36.468	1:58.653		20:31.505	5	2:38.372	30.589	36.486	1:31.297		12:36.112
9	3:36.530	47.944	55.196	1:53.390		24:08.035	6	2:43.014	33.832	42.629	1:26.553		15:19.126
10	2:09.430	27.358	34.299	1:07.773		26:17.465	7	2:23.142	30.613	37.131	1:15.398		17:42.268



**ESTORIL
CATERHAM
RACING
FESTIVAL**



CATERHAM FESTIVAL 420R (PT+UK) CATERHAM FESTIVAL 420R (PT+UK) RACE

Volta a volta

— Volta invalidada ■ Melhor marca pessoal ■ Melhor da sessão B Cruzar pelo pit lane

Vlt.	Tempo	Inter. 1	Inter. 2	Inter. 3	V.Máx	Decorrido
8	2:55.086	29.110	36.488	1:49.488		20:37.354
9	3:34.432	46.622	56.896	1:50.914		24:11.786
10	2:12.246	28.130	34.847	1:09.269		26:24.032
11	2:10.831	27.027	34.965	1:08.839		28:34.863
12	2:11.672	27.798	34.873	1:09.001		30:46.535

112 Neil Hinson						
McMillan Motorsport			Caterham			
1	2:27.441	34.920	36.288	1:16.233		2:27.441
2	2:24.314	28.802	36.918	1:18.594		4:51.755
3	2:36.104	30.873	39.724	1:25.507		7:27.859
4	2:40.669	35.625	40.016	1:25.028		10:08.528
5	2:43.088	B 31.486	37.748	1:33.854		12:51.616

116 Paul O'Reilly						
McMillan Motorsport			Caterham			
1	2:17.595	30.852	35.528	1:11.215		2:17.595
2	2:14.936	28.143	35.269	1:11.524		4:32.531
3	2:43.654	26.633	34.925	1:42.096		7:16.185
4	6:19.715	36.645	40.964	5:02.106		13:35.900
5	2:26.949	30.628	37.588	1:18.733		16:02.849
6	2:22.328	29.723	37.074	1:15.531		18:25.177
7	2:25.389	29.891	37.448	1:18.050		20:50.566
8	3:26.876	40.144	58.864	1:47.868		24:17.442
9	2:16.116	28.958	35.650	1:11.508		26:33.558
10	2:13.616	27.559	35.444	1:10.613		28:47.174
11	2:10.917	27.873	34.923	1:08.121		30:58.091

119 Mark Stansfield						
McMillan Motorsport			Caterham			
1	2:18.487	32.320	35.654	1:10.513		2:18.487
2	2:12.516	27.486	34.806	1:10.224		4:31.003
3	2:43.124	27.343	35.154	1:40.627		7:14.127
4	2:39.643	37.318	41.398	1:20.927		9:53.770
5	2:39.092	28.234	35.581	1:35.277		12:32.862
6	2:43.382	32.201	45.057	1:26.124		15:16.244
7	2:16.337	28.289	34.784	1:13.264		17:32.581
8	3:00.638	27.350	37.301	1:55.987		20:33.219
9	3:35.753	47.689	55.456	1:52.608		24:08.972
10	2:09.767	26.771	34.762	1:08.234		26:18.739
11	2:07.986	26.492	33.933	1:07.561		28:26.725
12	2:08.276	26.817	33.789	1:07.670		30:35.001

136 John Ogilvie						
McMillan Motorsport			Caterham			
1	2:31.482	30.253	49.805	1:11.424		2:31.482
2	2:15.778	27.722	35.126	1:12.930		4:47.260
3	2:37.148	28.180	35.641	1:33.327		7:24.408
4	2:42.208	37.450	38.919	1:25.839		10:06.616
5	2:34.584	32.687	37.691	1:24.206		12:41.200
6	2:43.195	36.472	41.191	1:25.532		15:24.395
7	2:22.999	30.668	36.333	1:15.998		17:47.394
8	2:52.999	30.485	38.394	1:44.120		20:40.393
9	3:34.493	47.594	58.031	1:48.868		24:14.886
10	2:15.027	29.293	35.441	1:10.293		26:29.913
11	2:13.023	28.240	35.048	1:09.735		28:42.936
12	2:10.956	27.538	34.802	1:08.616		30:53.892

153 Matthew Welch						
McMillan Motorsport			Caterham			
1	2:18.295	31.415	36.035	1:10.845		2:18.295
2	2:17.149	28.748	36.058	1:12.343		4:35.444
3	2:43.312	28.193	35.769	1:39.350		7:18.756
4	2:40.801	37.571	40.488	1:22.742		9:59.557
5	2:37.538	30.475	36.406	1:30.657		12:37.095
6	2:42.293	33.764	42.633	1:25.896		15:19.388
7	2:24.962	30.855	36.998	1:17.109		17:44.350
8	2:53.977	30.438	37.387	1:46.152		20:38.327
9	3:34.263	47.092	57.217	1:49.954		24:12.590
10	2:16.642	29.337	35.910	1:11.395		26:29.232
11	2:13.712	28.543	34.856	1:10.313		28:42.944
12	2:12.231	27.915	34.855	1:09.461		30:55.175

169 Steve Collins						
McMillan Motorsport			Caterham			
1	2:17.040	31.048	35.860	1:10.132		2:17.040
2	2:12.251	27.493	34.232	1:10.526		4:29.291
3	2:42.727	26.497	34.846	1:41.384		7:12.018
4	2:36.673	37.137	40.794	1:18.742		9:48.691
5	2:40.722	27.235	34.891	1:38.596		12:29.413
6	2:45.961	33.968	44.007	1:27.986		15:15.374
7	2:17.649	29.899	34.879	1:12.871		17:33.023
8	3:06.003	B 27.898	38.528	1:59.577		20:39.026

171 Jon Mitchell						
McMillan Motorsport			Caterham			
1	2:10.289	27.638	33.915	1:08.736		2:10.289
2	2:07.966	26.682	33.662	1:07.622		4:18.255
3	2:44.568	26.620	33.617	1:44.331		7:02.823
4	2:41.765	38.277	40.607	1:22.881		9:44.588
5	2:36.405	26.409	34.890	1:35.106		12:20.993
6	2:49.776	35.974	42.873	1:30.929		15:10.769
7	2:12.409	27.405	34.840	1:10.164		17:23.178
8	3:05.741	27.095	37.719	2:00.927		20:28.919
9	3:36.925	46.997	54.886	1:55.042		24:05.844
10	2:07.266	26.644	33.788	1:06.834		26:13.110
11	2:06.462	26.691	33.476	1:06.295		28:19.572
12	2:05.954	26.703	33.366	1:05.885		30:25.526