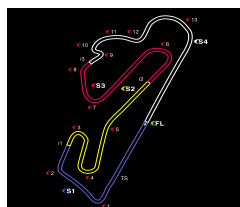




**ESTORIL
CATERHAM
RACING
FESTIVAL**



CATERHAM FESTIVAL 420R (PT+UK) CATERHAM FESTIVAL 420R (PT+UK) QUALY RACE 2

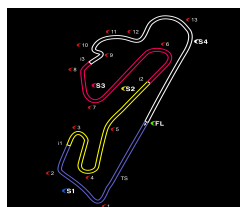
Volta a volta

— Volta invalidada ■ Melhor marca pess ■ Melhor da sessão ■ Cruzar pelo pit lane

Vlt.	Tempo	Inter. 1	Inter. 2	Inter. 3	V.Máx	Decorrido	Vlt.	Tempo	Inter. 1	Inter. 2	Inter. 3	V.Máx	Decorrido		
3	Keith Ashworth McMillan Motorsport						Caterham	4	1:49.784	23.753	29.323	56.708		7:26.187	
1	2:01.368	30.510	32.666	58.192		2:01.368	5	1:48.457	22.905	29.274	56.278		9:14.644		
2	1:50.245	23.077	29.807	57.361		3:51.613	6	1:49.063	22.920	29.338	56.805		11:03.707		
3	1:51.453	24.022	29.716	57.715		5:43.066	7	1:48.529	22.802	29.274	56.453		12:52.236		
4	1:52.631	23.422	30.107	59.102		7:35.697	8	1:48.787	22.652	29.744	56.391		14:41.023		
5	1:51.587	23.392	29.711	58.484		9:27.284	9	1:48.929	22.714	29.370	56.845		16:29.952		
6	1:52.952	23.696	30.267	58.989		11:20.236	10	1:48.360	22.570	29.208	56.582		18:18.312		
7	1:51.277	23.224	29.852	58.201		13:11.513	11	1:48.454	22.620	29.369	56.465		20:06.766		
8	1:52.624	24.159	29.995	58.470		15:04.137	12	1:49.535	22.790	29.524	57.221		21:56.301		
9	1:52.119	23.455	29.952	58.712		16:56.256	13	1:49.799	23.141	30.254	56.404		23:46.100		
10	1:52.650	23.409	30.007	59.234		18:48.906	14	1:49.260	22.869	29.855	56.536		25:35.360		
11	1:52.811	23.671	30.144	58.996		20:41.717									
12	1:51.286	23.780	29.875	57.631		22:33.003									
13	1:50.743	23.160	29.674	57.909		24:23.746									
14	1:51.147	23.290	29.748	58.109		26:14.893									
5	J. Magalhães Team Nuorte						Caterham	9	Danny Killeen McMillan Motorsport						Caterham
1	1:52.877	27.128	29.203	56.546		1:52.877	1	4:05.053	2:37.640	29.746	57.667		4:05.053		
2	1:48.508	23.283	29.182	56.043		3:41.385	2	1:50.737	23.487	29.526	57.724		5:55.790		
3	1:49.511	23.290	29.395	56.826		5:30.896	3	1:51.968	23.213	29.726	59.029		7:47.758		
4	1:49.036	23.195	29.280	56.561		7:19.932	4	1:50.991	23.780	29.860	57.351		9:38.749		
5	1:48.267	22.807	29.397	56.063		9:08.199	5	1:50.166	22.951	29.648	57.567		11:28.915		
6	1:49.606	23.104	29.537	56.965		10:57.805	6	1:49.547	22.845	29.567	57.135		13:18.462		
7	1:49.020	22.962	29.409	56.649		12:46.825	7	1:49.858	22.980	29.475	57.403		15:08.320		
8	1:48.510	22.798	29.474	56.238		14:35.335	8	1:50.740	23.361	29.618	57.761		16:59.060		
9	1:48.814	22.933	29.404	56.477		16:24.149	9	1:50.166	23.061	29.761	57.344		18:49.226		
10	1:48.910	23.046	29.527	56.337		18:13.059	10	1:52.161	23.615	30.232	58.314		20:41.387		
11	1:49.528	23.089	29.651	56.788		20:02.587	11	1:50.756	23.238	29.551	57.967		22:32.143		
12	1:49.302	22.937	29.687	56.678		21:51.889	12	1:50.172	23.156	29.514	57.502		24:22.315		
13	1:49.725	22.876	29.211	57.638		23:41.614	13	1:50.503	22.973	29.649	57.881		26:12.818		
14	1:48.140	22.610	29.409	56.121		25:29.754									
7	Diogo Tavares CRM Motorsport						Caterham	30	Gonçalo Lobo Vale BCM Sports						Caterham
1	1:56.782	29.929	29.685	57.168		1:56.782	1	1:52.681	26.453	29.559	56.669		1:52.681		
2	1:48.453	22.952	29.127	56.374		3:45.235	2	1:48.653	22.981	29.238	56.434		3:41.334		
3	1:49.972	23.203	29.429	57.340		5:35.207	3	1:49.146	22.863	29.590	56.693		5:30.480		
4	1:49.273	22.927	29.453	56.893		7:24.480	4	1:49.570	23.311	29.724	56.535		7:20.050		
5	1:49.408	23.180	29.461	56.767		9:13.888	5	1:48.582	22.843	29.484	56.255		9:08.632		
6	1:48.786	23.178	29.445	56.163		11:02.674	6	1:49.246	23.041	29.941	56.264		10:57.878		
7	1:48.491	22.943	29.421	56.127		12:51.165	7	1:48.755	22.613	29.493	56.649		12:46.633		
8	1:49.510	22.958	29.600	56.952		14:40.675	8	1:48.611	22.692	29.531	56.388		14:35.244		
9	1:48.233	22.740	29.376	56.117		16:28.908	9	1:49.579	23.436	29.507	56.636		16:24.823		
10	1:48.583	22.797	29.451	56.335		18:17.491	10	1:48.428	22.734	29.455	56.239		18:13.251		
11	1:48.804	22.777	29.510	56.517		20:06.295	11	1:49.584	23.064	29.656	56.864		20:02.835		
12	1:49.212	23.011	29.514	56.687		21:55.507	12	1:49.551	23.172	29.742	56.637		21:52.386		
13	1:49.295	22.915	29.679	56.701		23:44.802	13	1:49.508	22.978	29.396	57.134		23:41.894		
14	1:49.060	22.911	29.360	56.789		25:33.862	14	1:49.177	22.614	29.499	57.064		25:31.071		
8	Luís Calheiros CRM Motorsport						Caterham	43	James Tubby James Tubby						Caterham
1	1:55.198	28.183	29.924	57.091		1:55.198	1	1:54.714	27.389	29.670	57.655		1:54.714		
2	1:50.016	23.683	29.263	57.070		3:45.214	2	1:52.068	23.723	29.716	58.629		3:46.782		
3	1:51.189	23.502	29.629	58.058		5:36.403	3	1:51.643	23.612	29.915	58.116		5:38.425		
							4	1:51.201	23.491	29.706	58.004		7:29.626		
							5	1:52.219	23.198	30.089	58.932		9:21.845		
							6	1:50.909	23.211	29.650	58.048		11:12.754		
							7	1:50.500	23.152	29.590	57.758		13:03.254		
							8	1:51.181	23.608	29.818	57.755		14:54.435		
							9	1:51.284	23.692	29.841	57.751		16:45.719		
							10	1:51.121	23.487	29.757	57.877		18:36.840		



**ESTORIL
CATERHAM
RACING
FESTIVAL**



CATERHAM FESTIVAL 420R (PT+UK) CATERHAM FESTIVAL 420R (PT+UK) QUALY RACE 2

Volta a volta

— Volta invalidada ■ Melhor marca pessoal ■ Melhor da sessão ■ Cruzar pelo pit lane

Vlt.	Tempo	Inter. 1	Inter. 2	Inter. 3	V.Máx	Decorrido
11	1:52.820	23.416	30.073	59.331		20:29.660
12	1:52.328	23.577	29.811	58.940		22:21.988
13	1:52.283	24.084	29.756	58.443		24:14.271

44 Nuno Afonso						
Atomic-Mageltech			Caterham			
1	1:52.392	26.268	29.722	56.402		1:52.392
2	1:48.710	22.541	29.300	56.869		3:41.102
3	1:49.358	22.910	29.289	57.159		5:30.460
4	1:49.126	22.839	29.350	56.937		7:19.586
5	1:48.435	22.508	29.262	56.665		9:08.021
6	1:49.247	23.493	29.345	56.409		10:57.268
7	1:49.057	22.488	29.423	57.146		12:46.325
8	1:48.579	22.608	29.343	56.628		14:34.904
9	1:49.016	22.548	29.554	56.914		16:23.920
10	1:49.001	22.553	29.547	56.901		18:12.921
11	1:49.471	22.680	29.621	57.170		20:02.392
12	1:49.187	23.024	29.399	56.764		21:51.579
13	1:54.199	22.741	29.496	1:01.962		23:45.778
14	1:48.912	22.699	29.315	56.898		25:34.690

46 Néelson Gomes						
Speedy Motorsport			Caterham			
1	1:56.654	28.572	30.396	57.686		1:56.654
2	1:50.344	23.442	29.446	57.456		3:46.998
3	1:50.715	23.696	29.568	57.451		5:37.713
4	1:50.445	23.673	29.748	57.024		7:28.158
5	1:49.156	23.100	29.577	56.479		9:17.314
6	1:49.328	22.923	29.819	56.586		11:06.642
7	1:50.498	23.255	29.617	57.626		12:57.140
8	1:50.467	23.516	29.617	57.334		14:47.607
9	1:50.383	23.129	29.756	57.498		16:37.990
10	1:50.291	23.154	29.809	57.328		18:28.281
11	1:50.459	23.266	29.794	57.399		20:18.740
12	1:50.511	23.154	29.897	57.460		22:09.251
13	1:49.940	23.121	29.574	57.245		23:59.191
14	1:50.922	23.342	30.056	57.524		25:50.113

47 Andy Thomas						
McMillan Motorsport			Caterham			
1	1:57.716	28.451	30.466	58.799		1:57.716
2	1:52.400	23.957	30.215	58.228		3:50.116
3	1:52.065	24.362	29.878	57.825		5:42.181
4	1:52.313	23.646	30.480	58.187		7:34.494
5	1:51.427	23.252	29.972	58.203		9:25.921
6	1:52.291	23.481	30.442	58.368		11:18.212
7	1:52.067	23.381	30.148	58.538		13:10.279
8	1:53.138	23.345	31.274	58.519		15:03.417
9	1:52.902	24.436	30.200	58.266		16:56.319
10	1:52.688	23.631	30.267	58.790		18:49.007
11	1:52.939	24.226	30.311	58.402		20:41.946
12	1:58.011	23.771	35.677	58.563		22:39.957
13	1:52.910	24.258	30.337	58.315		24:32.867
14	1:53.510	24.136	30.116	59.258		26:26.377

53 José Pires						
Speedy Motorsport			Caterham			

Vlt.	Tempo	Inter. 1	Inter. 2	Inter. 3	V.Máx	Decorrido
1	1:57.935	30.118	30.085	57.732		1:57.935
2	1:50.856	24.173	29.292	57.391		3:48.791
3	1:48.042	22.569	29.061	56.412		5:36.833
4	1:47.985	22.762	29.165	56.058		7:24.818
5	1:49.116	23.591	29.219	56.306		9:13.934
6	1:48.595	22.868	29.452	56.275		11:02.529
7	1:48.379	22.837	29.392	56.150		12:50.908
8	1:49.356	23.517	29.317	56.522		14:40.264
9	1:48.316	22.726	29.349	56.241		16:28.580
10	1:48.044	22.390	29.580	56.074		18:16.624
11	1:47.852	22.636	29.264	55.952		20:04.476
12	1:48.055	22.559	29.229	56.267		21:52.531
13	1:50.178	23.030	29.229	57.919		23:42.709
14	1:47.551	22.512	29.159	55.880		25:30.260

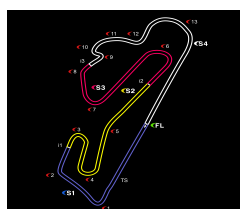
57 Bernardo Bello						
CRM Motorsport			Caterham			
1	1:57.838	29.686	29.793	58.359		1:57.838
2	1:49.097	22.831	28.881	57.385		3:46.935
3	1:49.340	23.185	29.461	56.694		5:36.275
4	1:48.521	22.783	29.149	56.589		7:24.796
5	1:49.063	23.417	29.395	56.251		9:13.859
6	1:48.710	22.774	29.621	56.315		11:02.569
7	1:48.486	22.575	29.534	56.377		12:51.055
8	1:49.335	22.807	29.708	56.820		14:40.390
9	1:48.413	22.831	29.279	56.303		16:28.803
10	1:48.602	22.553	29.574	56.475		18:17.405
11	1:48.766	22.621	29.697	56.448		20:06.171
12	1:50.146	22.741	29.945	57.460		21:56.317
13	1:49.449	22.924	29.825	56.700		23:45.766
14	1:49.760	22.834	29.591	57.335		25:35.526

64 Gary Tootell						
McMillan Motorsport			Caterham			
1	1:59.795	29.797	31.453	58.545		1:59.795
2	1:51.558	23.285	29.995	58.278		3:51.353
3	1:52.206	24.532	29.937	57.737		5:43.559
4	1:52.348	23.253	30.269	58.826		7:35.907
5	1:51.396	23.437	29.929	58.030		9:27.303
6	1:51.919	23.430	30.278	58.211		11:19.222
7	1:51.078	23.022	29.713	58.343		13:10.300
8	1:51.374	23.608	29.870	57.896		15:01.674
9	1:51.031	23.113	29.909	58.009		16:52.705
10	1:50.715	23.144	29.702	57.869		18:43.420
11	1:50.847	23.150	29.649	58.048		20:34.267
12	1:50.300	23.173	29.503	57.624		22:24.567
13	1:50.096	23.255	29.499	57.342		24:14.663
14	1:51.760	23.472	29.907	58.381		26:06.423

68 Ian Dyble						
McMillan Motorsport			Caterham			
1	1:56.591	28.214	30.334	58.043		1:56.591
2	1:52.156	23.976	29.887	58.293		3:48.747
3	1:52.063	23.872	30.366	57.825		5:40.810
4	1:52.427	23.592	29.788	59.047		7:33.237
5	1:50.895	23.170	29.775	57.950		9:24.132
6	1:50.855	23.250	29.765	57.840		11:14.987



**ESTORIL
CATERHAM
RACING
FESTIVAL**



CATERHAM FESTIVAL 420R (PT+UK) CATERHAM FESTIVAL 420R (PT+UK) QUALY RACE 2

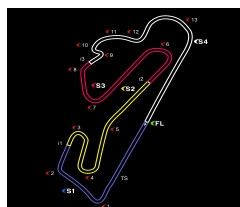
Volta a volta

— Volta invalidada ■ Melhor marca pess ■ Melhor da sessão ■ Cruzar pelo pit lane

Vlt.	Tempo	Inter. 1	Inter. 2	Inter. 3	V.Máx	Decorrido	Vlt.	Tempo	Inter. 1	Inter. 2	Inter. 3	V.Máx	Decorrido		
7	1:51.215	23.301	29.595	58.319		13:06.202	13	1:49.743	22.958	29.630	57.155		23:59.933		
8	1:50.888	23.342	29.651	57.895		14:57.090	14	1:50.515	23.119	29.843	57.553		25:50.448		
9	1:51.251	23.290	29.726	58.235		16:48.341	112 Neil Hinson								
10	1:51.986	23.502	30.168	58.316		18:40.327	McMillan Motorsport						Caterham		
11	1:51.322	23.271	29.745	58.306		20:31.649	1	2:03.866	30.606	33.522	59.738		2:03.866		
12	1:51.052	23.368	29.662	58.022		22:22.701	2	1:53.789	23.618	30.815	59.356		3:57.655		
13	1:51.872	23.777	29.564	58.531		24:14.573	3	1:54.324	23.996	30.224	1:00.104		5:51.979		
14	1:53.124	24.059	30.278	58.787		26:07.697	4	1:55.538	24.575	30.507	1:00.456		7:47.517		
70 Adam White															
McMillan Motorsport							Caterham								
1	1:58.610	29.353	30.228	59.029		1:58.610	5	1:53.753	23.958	30.661	59.134		9:41.270		
2	1:50.314	23.266	29.554	57.494		3:48.924	6	1:54.848	23.858	30.557	1:00.433		11:36.118		
3	1:50.300	23.422	29.690	57.188		5:39.224	7	1:54.334	23.975	30.445	59.914		13:30.452		
4	1:50.233	23.105	29.380	57.748		7:29.457	8	1:54.150	24.020	30.460	59.670		15:24.602		
5	1:52.719	23.942	30.075	58.702		9:22.176	9	1:54.441	24.246	30.496	59.699		17:19.043		
6	1:50.727	23.165	29.323	58.239		11:12.903	10	1:53.746	24.115	30.516	59.115		19:12.789		
7	1:50.379	23.298	30.035	57.046		13:03.282	11	1:54.838	24.695	30.770	59.373		21:07.627		
8	1:49.872	23.412	29.490	56.970		14:53.154	12	1:53.321	24.081	30.323	58.917		23:00.948		
9	1:49.698	23.147	29.592	56.959		16:42.852	13	1:53.823	24.346	30.408	59.069		24:54.771		
10	1:48.787	22.996	29.239	56.552		18:31.639	14	1:54.010	23.691	30.273	1:00.046		26:48.781		
11	1:50.617	23.506	29.455	57.656		20:22.256	116 Paul O'Reilly								
12	1:49.125	22.987	29.350	56.788		22:11.381	McMillan Motorsport						Caterham		
13	1:49.388	23.169	29.029	57.190		24:00.769	1	1:59.183	28.826	30.538	59.819		1:59.183		
14	1:51.242	23.263	29.168	58.811		25:52.011	2	1:51.362	23.595	29.537	58.230		3:50.545		
99 Tiago R. Magalhães															
CRM Motorsport							Caterham								
1	1:58.440	30.126	30.040	58.274		1:58.440	3	1:50.427	23.546	29.437	57.444		5:40.972		
2	1:50.746	23.989	29.495	57.262		3:49.186	4	1:50.355	23.035	29.780	57.540		7:31.327		
3	1:50.406	23.591	29.716	57.099		5:39.592	5	1:51.137	22.812	29.722	58.603		9:22.464		
4	1:50.682	23.640	29.659	57.383		7:30.274	6	1:50.753	23.233	29.505	58.015		11:13.217		
5	1:50.873	23.457	29.898	57.518		9:21.147	7	1:53.012	23.226	29.850	59.936		13:06.229		
6	1:50.383	23.067	29.975	57.341		11:11.530	8	1:49.847	22.771	29.590	57.486		14:56.076		
7	1:50.318	23.092	29.709	57.517		13:01.848	9	1:49.798	22.873	29.439	57.486		16:45.874		
8	1:49.843	22.839	29.670	57.334		14:51.691	10	1:49.758	22.949	29.532	57.277		18:35.632		
9	1:49.622	23.028	29.542	57.052		16:41.313	11	1:49.484	22.846	29.390	57.248		20:25.116		
10	1:49.257	23.076	29.551	56.630		18:30.570	12	1:49.577	22.524	29.652	57.401		22:14.693		
11	1:49.065	22.883	29.420	56.762		20:19.635	13	1:51.281	23.976	29.781	57.524		24:05.974		
12	1:50.104	23.109	29.573	57.422		22:09.739	14	1:49.627	22.896	29.414	57.317		25:55.601		
13	1:49.635	22.919	29.681	57.035		23:59.374	119 Mark Stansfield								
14	1:50.510	23.312	29.587	57.611		25:49.884	McMillan Motorsport						Caterham		
101 Gary Lapidus															
Gary Lapidus							Caterham								
1	1:54.484	25.984	30.068	58.432		1:54.484	1	1:54.536	26.551	29.708	58.277		1:54.536		
2	1:50.632	23.680	29.375	57.577		3:45.116	2	1:50.317	23.028	29.590	57.699		3:44.853		
3	1:51.000	23.243	29.834	57.923		5:36.116	3	1:50.886	23.038	29.665	58.183		5:35.739		
4	1:50.757	23.348	29.930	57.479		7:26.873	4	2:07.693	B	22.943	29.535	1:15.215	7:43.432		
5	1:49.425	22.925	29.204	57.296		9:16.298	5	7:25.173	5:56.705	30.975	57.493		15:08.605		
6	1:50.069	22.934	29.541	57.594		11:06.367	6	1:50.430	22.880	29.786	57.764		16:59.035		
7	1:51.396	23.964	29.683	57.749		12:57.763	7	1:50.057	22.888	29.728	57.441		18:49.092		
8	1:50.607	23.318	29.527	57.762		14:48.370	8	1:52.318	23.664	30.142	58.512		20:41.410		
9	1:50.407	23.015	29.464	57.928		16:38.777	9	1:50.717	23.020	29.564	58.133		22:32.127		
10	1:50.359	23.184	29.624	57.551		18:29.136	10	1:50.268	23.053	29.632	57.583		24:22.395		
11	1:50.094	23.279	29.336	57.479		20:19.230	11	1:50.400	22.725	29.815	57.860		26:12.795		
12	1:50.960	23.387	30.027	57.546		22:10.190	136 John Ogilvie								
							McMillan Motorsport						Caterham		
							1	1:57.749	29.087	30.208	58.454		1:57.749		
							2	1:51.088	23.698	29.473	57.917		3:48.837		
							3	1:50.460	23.210	29.468	57.782		5:39.297		
							4	1:50.731	23.425	29.920	57.386		7:30.028		



**ESTORIL
CATERHAM
RACING
FESTIVAL**



CATERHAM FESTIVAL 420R (PT+UK) CATERHAM FESTIVAL 420R (PT+UK) QUALY RACE 2

Volta a volta

— Volta invalidada ■ Melhor marca pess ■ Melhor da sessão B Cruzar pelo pit lane

Vlt.	Tempo	Inter. 1	Inter. 2	Inter. 3	V.Máx	Decorrido	Vlt.	Tempo	Inter. 1	Inter. 2	Inter. 3	V.Máx	Decorrido
5	1:51.076	23.367	29.958	57.751	9:21.104		11	1:49.668	23.118	29.426	57.124	20:02.381	
6	1:50.617	23.415	29.736	57.466	11:11.721		12	1:49.461	23.330	29.594	56.537	21:51.842	
7	1:50.524	23.310	29.535	57.679	13:02.245		13	1:49.084	22.604	29.351	57.129	23:40.926	
8	1:49.834	22.980	29.484	57.370	14:52.079		14	1:48.396	22.640	29.362	56.394	25:29.322	
9	1:49.955	23.180	29.490	57.285	16:42.034								
10	1:49.405	22.956	29.480	56.969	18:31.439								
11	1:49.880	23.356	29.336	57.188	20:21.319								
12	1:49.584	23.294	29.346	56.944	22:10.903								
13	1:49.702	23.089	29.392	57.221	24:00.605								
14	1:50.353	23.196	29.321	57.836	25:50.958								

153 **Matthew Welch**
McMillan Motorsport Caterham

1	1:54.857	27.713	29.851	57.293	1:54.857
2	1:52.513	24.314	30.460	57.739	3:47.370
3	1:51.010	23.646	29.909	57.455	5:38.380
4	1:53.435	24.801	30.609	58.025	7:31.815
5	1:50.808	23.163	29.530	58.115	9:22.623
6	1:50.818	23.553	29.798	57.467	11:13.441
7	1:50.458	23.462	29.883	57.113	13:03.899
8	1:50.563	23.247	29.825	57.491	14:54.462
9	1:49.879	23.220	29.614	57.045	16:44.341
10	1:49.934	23.209	29.565	57.160	18:34.275
11	1:50.104	23.100	29.512	57.492	20:24.379
12	1:49.993	22.973	29.572	57.448	22:14.372
13	1:51.684	24.345	30.009	57.330	24:06.056
14	1:50.406	23.224	29.421	57.761	25:56.462

169 **Steve Collins**
McMillan Motorsport Caterham

1	1:56.855	27.864	30.251	58.740	1:56.855
2	1:49.990	22.445			3:46.845
3	1:49.887				5:36.732
4	1:50.136		56.741		7:26.868
5	1:49.849	23.222			9:16.717
6	1:49.770				11:06.487
7	1:50.630				12:57.117
8	1:50.601				14:47.718
9	1:50.400				16:38.118
10	1:50.458			57.341	18:28.576
11	1:50.179	22.583			20:18.755
12	1:50.863			57.946	22:09.618
13	1:49.673				23:59.291
14	1:50.348				25:49.639

171 **Jon Mitchell**
McMillan Motorsport Caterham

1	1:52.267	26.110	29.621	56.536	1:52.267
2	1:48.845	23.095	29.116	56.634	3:41.112
3	1:49.463	23.327	29.362	56.774	5:30.575
4	1:48.772	23.001	29.112	56.659	7:19.347
5	1:48.665	23.067	29.137	56.461	9:08.012
6	1:49.187	22.926	29.513	56.748	10:57.199
7	1:49.056	22.730	29.306	57.020	12:46.255
8	1:48.605	22.796	29.248	56.561	14:34.860
9	1:49.059	22.764	29.579	56.716	16:23.919
10	1:48.794	23.062	29.071	56.661	18:12.713