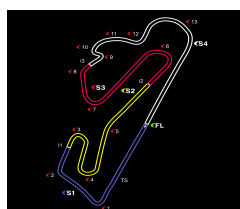




**ESTORIL
CATERHAM
RACING
FESTIVAL**



CATERHAM FESTIVAL 420R (PT+UK) CATERHAM FESTIVAL 420R (PT+UK) QUALY RACE 1

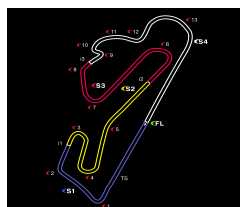
Volta a volta

— Volta invalidada ■ Melhor marca pess ■ Melhor da sessão ■ Cruzar pelo pit lane

Vlt.	Tempo	Inter. 1	Inter. 2	Inter. 3	V.Máx	Decorrido	Vlt.	Tempo	Inter. 1	Inter. 2	Inter. 3	V.Máx	Decorrido	
3	Keith Ashworth McMillan Motorsport						Caterham	7	1:49.817	23.317	29.334	57.166	212.3	12:57.504
	1	2:10.424 B	40.265	30.870	59.289	2:10.424	8	1:49.799	23.336	29.510	56.953	212.7	14:47.303	
	2	1:53.720	24.195	30.912	58.613	202.9	9	1:49.192	22.783	29.435	56.974	217.3	16:36.495	
	3	1:51.956	23.301	30.021	58.634	215.6	10	1:49.237	22.684	29.556	56.997	216.4	18:25.732	
	4	1:51.838	23.304	29.839	58.695	215.2	11	1:49.500	22.945	29.632	56.923	216.0	20:15.232	
	5	1:51.786	23.057	30.044	58.685	215.6	12	1:49.377	22.836	29.514	57.027	216.0	22:04.609	
	6	1:51.673	23.266	30.195	58.212	214.3	13	2:35.448	27.831	34.077	1:33.540	163.0	24:40.057	
	7	1:51.848	23.315	30.066	58.467	213.9	14	2:35.435	34.311	38.787	1:22.337	108.4	27:15.492	
	8	1:51.999	23.315	29.716	58.968	216.9								
	9	1:53.323	23.670	30.864	58.789	213.9								
	10	1:52.161	23.167	30.326	58.668	214.7								
	11	1:52.984	24.144	29.928	58.912	205.1								
	12	1:54.642	23.931	30.242	1:00.469	209.8								
	13	2:04.653	25.158	31.760	1:07.735	195.7								
	14	2:28.517	33.369	35.047	1:20.101	93.1								
5	J. Magalhães Team Nuorte						Caterham							
	1	1:53.423	27.287	29.547	56.589	180.9								
	2	1:48.868	23.550	29.148	56.170	209.8								
	3	1:48.053	22.744	29.104	56.205	215.6								
	4	1:50.389	23.464	29.739	57.186	210.6								
	5	1:49.343	22.911	29.619	56.813	215.2								
	6	1:50.036	23.475	29.881	56.680	211.8								
	7	1:49.813	23.481	29.641	56.691	216.0								
	8	1:49.353	23.138	29.699	56.516	215.2								
	9	1:49.161	22.904	29.655	56.602	213.9								
	10	1:48.417	22.691	29.359	56.367	215.2								
	11	1:50.005	23.281	29.917	56.807	216.0								
	12	1:49.798	23.468	29.345	56.985	215.6								
	13	2:37.505	25.295	31.831	1:40.379	204.8								
	14	2:40.393	35.896	39.569	1:24.928	100.9								
7	Diogo Tavares CRM Motorsport						Caterham							
	1	1:51.381	25.136	29.210	57.035	185.5								
	2	1:48.911	22.986	29.509	56.416	215.6								
	3	1:49.482	23.129	29.704	56.649	213.1								
	4	1:49.507	23.139	29.631	56.737	212.7								
	5	1:49.691	23.125	29.551	57.015	211.4								
	6	1:50.093	23.607	29.628	56.858	213.1								
	7	1:49.939	23.228	29.660	57.051	211.0								
	8	1:49.272	23.365	29.087	56.820	209.4								
	9	1:48.746	22.939	29.307	56.500	215.6								
	10	1:48.778	22.904	29.370	56.504	210.6								
	11	1:50.399	23.273	29.735	57.391	208.2								
8	Luís Calheiros CRM Motorsport						Caterham							
	1	1:57.957	29.280	30.385	58.292	174.0								
	2	1:50.177	23.113	29.894	57.170	209.8								
	3	1:50.884	23.430	30.094	57.360	216.0								
	4	1:49.415	22.721	29.376	57.318	213.1								
	5	1:50.088	23.682	29.582	56.824	210.2								
	6	1:49.166	22.850	29.361	56.955	213.5								
9	Danny Killeen McMillan Motorsport						Caterham							
	1	2:05.877 B	39.114	29.618	57.145	2:05.877								
	2	1:50.274	23.347	30.111	56.816	212.7								
	3	1:50.614	22.922	29.218	58.474	212.7								
	4	1:50.410	23.856	29.424	57.130	196.0								
	5	1:48.658	22.618	29.410	56.630	213.9								
	6	1:50.307	22.968	29.667	57.672	202.5								
	7	1:50.132	22.931	29.774	57.427	206.7								
	8	1:49.032	22.836	29.402	56.794	212.7								
	9	1:49.230	22.927	29.454	56.849	214.7								
	10	1:50.282	23.131	29.828	57.323	202.9								
	11	1:51.664	24.460	29.964	57.240	211.0								
	12	1:51.545	23.630	29.730	58.185	205.9								
	13	2:25.999	28.791	32.130	1:25.078	129.4								
30	Gonçalo Lobo Vale BCM Sports						Caterham							
	1	1:54.610	27.948	29.446	57.216	181.8								
	2	1:48.253	22.784	29.152	56.317	211.8								
	3	1:48.782	22.762	29.542	56.478	213.1								
	4	1:49.162	22.581	29.585	56.996	212.3								
	5	1:48.805	23.021	29.465	56.319	213.9								
	6	1:49.879	23.816	29.376	56.687	212.7								
	7	1:49.476	22.979	29.477	57.020	212.7								
	8	1:49.256	23.000	29.509	56.747	210.6								
	9	1:49.044	23.178	29.450	56.416	209.8								
	10	1:48.716	22.843	29.459	56.414	213.1								
	11	1:50.318	23.864	29.429	57.025	209.0								
	12	1:50.177	23.034	29.916	57.227	213.5								
	13	2:36.392	25.005	31.670	1:39.717	215.2								
	14	2:38.808	33.794	41.742	1:23.272	105.5								
43	James Tubby James Tubby						Caterham							
	1	1:57.878	28.908	30.670	58.300	170.8								
	2	1:52.249	23.930	29.748	58.571	203.6								
	3	1:52.379	23.482	29.995	58.902	208.6								
	4	1:52.549	23.650	30.115	58.784	206.3								
	5	1:52.646	23.745	29.999	58.902	215.2								
	6	1:52.319	23.408	30.099	58.812	214.3								
	7	1:54.026	24.457	30.174	59.395	205.9								
	8	1:52.552	23.189	30.380	58.983	209.4								
	9	2:02.463 B	24.049	30.629	1:07.785	206.7								
44	Nuno Afonso Atomic-Mageltech						Caterham							
	1	1:52.771	26.272	29.608	56.891	190.3								



**ESTORIL
CATERHAM
RACING
FESTIVAL**



CATERHAM FESTIVAL 420R (PT+UK) CATERHAM FESTIVAL 420R (PT+UK) QUALY RACE 1

Volta a volta

— Volta invalidada ■ Melhor marca pess ■ Melhor da sessão B Cruzar pelo pit lane

Vlt.	Tempo	Inter. 1	Inter. 2	Inter. 3	V.Máx	Decorrido
2	1:48.324	22.708	29.177	56.439	214.7	3:41.095
3	2:00.663	23.211	29.301	1:08.151	212.7	5:41.758
4	1:49.575	22.814	29.401	57.360	217.7	7:31.333
5	1:47.953	22.490	29.404	56.059	219.9	9:19.286
6	1:48.524	22.791	29.202	56.531	219.9	11:07.810
7	1:48.983	22.675	29.451	56.857	219.0	12:56.793
8	1:48.961	22.699	29.608	56.654	215.2	14:45.754
9	1:48.587	22.615	29.404	56.568	216.0	16:34.341
10	1:48.907	22.582	29.505	56.820	216.0	18:23.248
11	1:48.466	22.643	29.379	56.444	215.6	20:11.714
12	1:48.396	22.775	29.135	56.486	215.6	22:00.110
13	2:38.336	23.789	33.954	1:40.593	217.3	24:38.446
14	2:36.888	34.555	38.936	1:23.397	120.3	27:15.334

46 Nelson Gomes						
Speedy Motorsport		Caterham				
1	1:53.775	25.922	29.734	58.119	181.2	1:53.775
2	1:51.244	23.547	30.204	57.493	212.3	3:45.019
3	1:50.163	23.255	29.527	57.381	209.4	5:35.182
4	1:50.455	23.358	29.858	57.239	212.7	7:25.637
5	1:57.754	30.069	30.277	57.408	215.2	9:23.391
6	1:50.985	23.263	29.988	57.734	211.4	11:14.376
7	1:50.724	22.888	29.755	58.081	216.9	13:05.100
8	1:49.150	22.831	29.702	56.617	214.7	14:54.250
9	1:49.797	23.173	29.613	57.011	215.6	16:44.047
10	1:51.751	23.427	29.946	58.378	212.7	18:35.798
11	1:51.048	24.524	29.750	56.774	213.1	20:26.846
12	1:50.352	22.979	29.646	57.727	213.9	22:17.198
13	2:25.155	28.827	31.697	1:24.631	131.9	24:42.353
14	2:34.927	36.185	37.238	1:21.504	100.0	27:17.280

47 Andy Thomas							
McMillan Motorsport		Caterham					
1	3:51.967						3:51.967
2	1:54.549						5:46.516
3	1:54.480						7:40.996
4	1:54.352						9:35.348
5	1:52.513						11:27.861
6	1:53.728						13:21.589
7	1:52.478						15:14.067
8	3:46.785						19:00.852
9	3:48.752						22:49.604
10	2:05.187						24:54.791
11	2:27.058						27:21.849

53 José Pires						
Speedy Motorsport		Caterham				
1	1:51.413	24.944	29.213	57.256	182.1	1:51.413
2	1:48.878	22.774	29.520	56.584	213.5	3:40.291
3	1:49.591	23.338	29.482	56.771	207.5	5:29.882
4	1:49.419	23.209	29.417	56.793	201.0	7:19.301
5	1:49.658	23.273	29.407	56.978	206.7	9:08.959
6	1:50.356	24.174	29.419	56.763	210.2	10:59.315
7	1:50.296	24.052	29.463	56.781	206.7	12:49.611
8	1:49.247	23.025	30.019	56.203	215.2	14:38.858
9	1:48.964	22.979	29.405	56.580	215.6	16:27.822
10	1:48.690	22.979	29.392	56.319	213.1	18:16.512

Vlt.	Tempo	Inter. 1	Inter. 2	Inter. 3	V.Máx	Decorrido
11	1:50.200	23.481	30.006	56.713	214.7	20:06.712
12	1:50.054	23.954	29.366	56.734	213.9	21:56.766
13	2:39.133	26.086	32.534	1:40.513	210.2	24:35.899
14	2:38.857	35.647	38.586	1:24.624	101.2	27:14.756

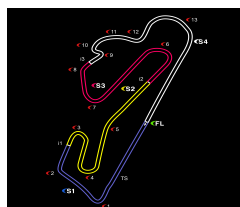
57 Bernardo Bello						
CRM Motorsport		Caterham				
1	1:51.752	25.503	29.322	56.927	184.2	1:51.752
2	1:49.151	22.992	29.429	56.730	211.8	3:40.903
3	1:49.394	23.139	29.494	56.761	211.0	5:30.297
4	1:49.975	23.334	29.683	56.958	212.3	7:20.272
5	1:48.997	23.006	29.694	56.297	213.1	9:09.269
6	1:50.435	23.898	29.756	56.781	213.9	10:59.704
7	1:49.882	23.468	29.179	57.235	216.0	12:49.586
8	1:48.963	23.220	29.476	56.267	213.1	14:38.549
9	1:49.118	23.092	29.215	56.811	209.4	16:27.667
10	1:48.639	22.941	29.187	56.511	215.6	18:16.306
11	1:50.049	23.375	29.602	57.072	213.5	20:06.355
12	1:50.566	23.865	29.505	57.196	213.5	21:56.921
13	2:39.845	26.355	33.994	1:39.496	213.5	24:36.766
14	2:38.111	35.649	38.884	1:23.578	104.7	27:14.877

64 Gary Tootell						
McMillan Motorsport		Caterham				
1	1:55.626	26.877	30.217	58.532	184.8	1:55.626
2	1:52.192	24.036	29.789	58.367	212.3	3:47.818
3	1:52.633	23.381	30.426	58.826	216.4	5:40.451
4	1:51.397	23.352	29.887	58.158	216.0	7:31.848
5	1:52.554	24.021	30.337	58.196	213.5	9:24.402
6	1:51.113	23.374	29.835	57.904	215.2	11:15.515
7	1:50.735	23.004	29.983	57.748	215.2	13:06.250
8	1:50.397	23.207	29.636	57.554	204.0	14:56.647
9	1:50.786	23.785	29.634	57.367	213.9	16:47.433
10	1:50.819	22.985	29.967	57.867	217.3	18:38.252
11	1:50.708	22.946	29.802	57.960	214.3	20:28.960
12	1:56.861	22.955	35.857	58.049	214.7	22:25.821
13	2:24.356	25.045	32.670	1:26.641	170.8	24:50.177
14	2:30.463	33.901	35.714	1:20.848	101.3	27:20.640

68 Ian Dyble						
McMillan Motorsport		Caterham				
1	1:57.384	28.660	30.752	57.972	175.7	1:57.384
2	1:51.848	23.359	30.133	58.356	206.3	3:49.232
3	1:51.293	23.348	29.856	58.089	204.0	5:40.525
4	1:52.166	23.610	29.910	58.646	213.1	7:32.691
5	1:52.439	23.985	30.027	58.427	200.7	9:25.130
6	1:52.039	23.535	29.829	58.675	200.7	11:17.169
7	1:52.195	23.620	29.946	58.629	194.6	13:09.364
8	1:51.273	23.407	29.755	58.111	204.0	15:00.637
9	1:51.338	23.370	29.792	58.176	213.5	16:51.975
10	1:51.938	23.409	30.101	58.428	206.3	18:43.913
11	1:51.292	23.232	29.827	58.233	211.4	20:35.205
12	1:53.583	24.080	30.017	59.486	207.1	22:28.788
13	2:23.018	25.507	31.117	1:26.394	167.4	24:51.806
14	2:29.550	33.983	35.156	1:20.411	93.7	27:21.356



**ESTORIL
CATERHAM
RACING
FESTIVAL**



CATERHAM FESTIVAL 420R (PT+UK) CATERHAM FESTIVAL 420R (PT+UK) QUALY RACE 1

Volta a volta

— Volta invalidada ■ Melhor marca pess ■ Melhor da sessão B Cruzar pelo pit lane

Vlt.	Tempo	Inter. 1	Inter. 2	Inter. 3	V.Máx	Decorrido	Vlt.	Tempo	Inter. 1	Inter. 2	Inter. 3	V.Máx	Decorrido
4	1:51.668	23.674	29.765	58.229	207.1	7:38.331							
5	1:50.176	23.306	29.630	57.240	209.4	9:28.507							
6	1:51.544	23.545	29.748	58.251	205.9	11:20.051							
7	1:51.731	24.176	29.817	57.738	201.4	13:11.782							
8	1:50.781	23.545	29.762	57.474	207.1	15:02.563							
9	1:50.942	23.299	29.973	57.670	210.2	16:53.505							
10	1:50.911	23.874	29.721	57.316	207.1	18:44.416							
11	1:50.781	23.312	29.723	57.746	208.2	20:35.197							
12	1:51.929	23.830	29.859	58.240	208.6	22:27.126							
13	2:24.088	24.948	32.635	1:26.505	177.1	24:51.214							
14	2:29.876	33.926	35.258	1:20.692	92.4	27:21.090							

169 Steve Collins						
McMillan Motorsport				Caterham		
1	2:02.629 B	34.999	30.421	57.209		2:02.629
2	1:50.012	23.070	29.770	57.172	213.9	3:52.641
3	1:50.853	23.791	29.818	57.244	213.1	5:43.494
4	1:50.153	23.374	29.402	57.377	212.3	7:33.647
5	1:50.732	23.431	29.605	57.696		9:24.379
6	1:50.026	22.902	29.256	57.868		11:14.405
7	1:49.924	23.022				13:04.329
8	1:49.888				212.7	14:54.217
9	3:40.606	2:13.045		2:47.542		18:34.823
10	1:51.716			57.081		20:26.539
11	1:51.067	22.862			216.0	22:17.606
12	2:25.392	28.720	32.192	1:24.480	134.0	24:42.998
13	2:46.498 B			1:33.111	102.8	27:29.496

171 Jon Mitchell						
McMillan Motorsport				Caterham		
1	1:53.781	27.085	29.495	57.201	180.9	1:53.781
2	1:48.371	22.902	29.069	56.400	209.8	3:42.152
3	1:48.904	23.190	29.382	56.332	212.3	5:31.056
4	1:49.230	22.852	29.585	56.793	212.7	7:20.286
5	1:48.662	22.727	29.188	56.747	215.2	9:08.948
6	1:50.090	23.680	29.534	56.876	213.5	10:59.038
7	1:49.938	23.859	29.234	56.845	206.3	12:48.976
8	1:48.921	22.579	29.630	56.712	215.6	14:37.897
9	1:48.840	22.852	29.303	56.685	211.0	16:26.737
10	1:48.843	22.929	29.490	56.424	211.4	18:15.580
11	1:50.554	23.693	29.497	57.364	212.3	20:06.134
12	1:50.237	23.367	29.729	57.141	214.7	21:56.371
13	2:34.755	24.632	31.729	1:38.394	209.8	24:31.126
14	2:40.274	34.942	41.427	1:23.905	103.5	27:11.400