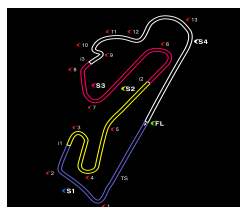




ESTORIL
CATERHAM
RACING
FESTIVAL



CATERHAM FESTIVAL 1600 (PT+UK) CATERHAM FESTIVAL 1600 RACE

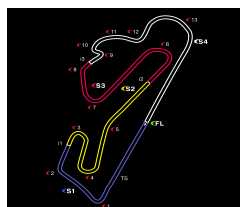
Volta a volta

— Volta invalidada Melhor marca pess Melhor da sessão Cruzar pelo pit lane

Vlt.	Tempo	Inter. 1	Inter. 2	Inter. 3	V.Máx	Decorrido	Vlt.	Tempo	Inter. 1	Inter. 2	Inter. 3	V.Máx	Decorrido		
2	Luis Seguro CRM Motorsport						Caterham	16	Dominic Geary CRM Motorsport						Caterham
1	2:02.447	29.960	31.775	1:00.712	178.5	2:02.447	1	2:03.963	29.384	32.677	1:01.902	159.9	2:03.963		
2	1:56.758	24.457	31.236	1:01.065	194.6	3:59.205	2	1:57.637	25.014	31.557	1:01.066	197.4	4:01.600		
3	1:58.666	26.038	31.751	1:00.877	196.7	5:57.871	3	1:57.182	24.446	31.331	1:01.405	202.1	5:58.782		
4	1:56.788	24.477	31.550	1:00.761	199.6	7:54.659	4	1:59.151	24.929	32.772	1:01.450	199.6	7:57.933		
5	1:57.897	25.483	31.955	1:00.459	195.7	9:52.556	5	1:56.894	24.421	32.071	1:00.402	196.0	9:54.827		
6	1:57.739	24.795	31.874	1:01.070	191.2	11:50.295	6	1:57.360	24.551	32.047	1:00.762	194.6	11:52.187		
7	1:57.803	24.899	31.794	1:01.110	189.9	13:48.098	7	1:58.016	24.463	32.671	1:00.882	194.3	13:50.203		
8	1:58.441	25.040	31.786	1:01.615	187.3	15:46.539	8	1:56.875	24.649	31.694	1:00.532	193.9	15:47.078		
9	1:57.385	25.100	31.720	1:00.565	187.3	17:43.924	9	1:57.520	25.092	31.711	1:00.717	192.9	17:44.598		
10	1:57.150	24.490	31.490	1:01.170	196.0	19:41.074	10	1:57.165	24.693	31.338	1:01.134	199.6	19:41.763		
11	1:59.442	25.380	32.514	1:01.548	195.7	21:40.516	11	1:58.787	24.839	32.201	1:01.747	198.8	21:40.550		
12	1:56.817	25.171	31.471	1:00.175	190.3	23:37.333	12	1:57.599	25.388	31.184	1:01.027	193.6	23:38.149		
13	1:57.642	25.035	31.719	1:00.888	193.9	25:34.975	13	1:57.183	24.624	31.773	1:00.786	198.8	25:35.332		
14	1:58.201	25.234	31.976	1:00.991	201.0	27:33.176	14	1:57.510	25.088	31.771	1:00.651	202.9	27:32.842		
15	1:56.836	24.562	31.444	1:00.830	199.9	29:30.012	15	1:56.465	24.223	31.771	1:00.471	196.4	29:29.307		
16	2:12.691	27.677	33.131	1:11.883	173.5	31:42.703	16	2:07.567	24.358	33.436	1:09.773	198.1	31:36.874		
6	Aman Uppal McMillan Motorsport						Caterham	24	Pedro Falé CRM Motorsport						Caterham
1	1:57.516	26.863	31.283	59.370	191.9	1:57.516	1	1:59.138	27.540	31.698	59.900	183.6	1:59.138		
2	1:57.126	23.854	31.538	1:01.734	206.3	3:54.642	2	1:56.095	24.200	31.378	1:00.517	199.6	3:55.233		
3	1:55.898	25.081	30.992	59.825	198.5	5:50.540	3	1:55.895	24.279	31.254	1:00.362	201.4	5:51.128		
4	1:55.143	23.903	31.483	59.757	201.4	7:45.683	4	1:55.391	24.369	31.253	59.769	199.2	7:46.519		
5	1:56.035	24.510	31.228	1:00.297	198.8	9:41.718	5	1:55.749	24.246	31.653	59.850	198.5	9:42.268		
6	1:55.430	24.481	30.871	1:00.078	196.4	11:37.148	6	1:55.180	24.233	30.985	59.962	200.3	11:37.448		
7	1:55.587	23.879	31.409	1:00.299	204.0	13:32.735	7	1:55.994	23.892	31.552	1:00.550	200.7	13:33.442		
8	1:56.891	24.267	31.618	1:01.006	197.4	15:29.626	8	1:56.007	24.122	31.466	1:00.419	195.3	15:29.449		
9	2:13.650	24.179	48.194	1:01.277	198.8	17:43.276	9	1:56.585	24.593	31.762	1:00.230	192.3	17:26.034		
10	1:57.516	24.538	31.785	1:01.193	195.3	19:40.792	10	1:55.241	24.247	31.652	59.342	189.9	19:21.275		
11	1:59.618	25.755	32.475	1:01.388	194.3	21:40.410	11	1:55.094	24.351	31.133	59.610	189.9	21:16.369		
12	1:56.135	24.686	31.435	1:00.014	193.9	23:36.545	12	1:55.024	24.512	31.110	59.402	191.6	23:11.393		
13	1:58.139	24.577	32.181	1:01.381	194.3	25:34.684	13	1:55.504	24.230	31.170	1:00.104	192.3	25:06.897		
14	1:56.922	24.689	31.577	1:00.656	193.9	27:31.606	14	1:54.507	24.068	31.059	59.380	192.9	27:01.404		
15	1:56.932	24.925	31.963	1:00.044	192.9	29:28.538	15	1:54.535	24.273	30.897	59.365	193.6	28:55.939		
16	1:56.533	24.424	31.469	1:00.640	195.3	31:25.071	16	1:54.982	24.086	30.635	1:00.261	196.4	30:50.921		
13	Michael O'Reilly McMillan Motorsport						Caterham	37	Pedro Lacerda Garagem 19						Caterham
1	1:56.589	26.301	31.171	59.117	180.9	1:56.589	1	1:58.376	26.847	31.421	1:00.108	191.2	1:58.376		
2	1:54.409	24.323	31.012	59.074	194.6	3:50.998	2	2:41.436 B	24.096	31.130	1:46.210	203.2	4:39.812		
3	1:55.401	24.485	30.895	1:00.021	200.7	5:46.399									
4	1:55.835	24.505	31.193	1:00.137	195.7	7:42.234									
5	1:55.380	24.304	31.232	59.844	194.6	9:37.614									
6	1:55.720	24.846	31.140	59.734	181.2	11:33.334									
7	1:55.077	24.595	30.925	59.557	192.6	13:28.411									
8	1:55.175	24.478	31.128	59.569	198.1	15:23.586									
9	1:55.598	24.352	31.349	59.897	186.4	17:19.184									
10	1:56.085	24.852	31.079	1:00.154	190.3	19:15.269									
11	1:56.079	25.016	31.075	59.988	195.3	21:11.348									
12	1:55.449	25.099	30.749	59.601	192.6	23:06.797									
13	1:55.099	24.353	31.257	59.489	193.9	25:01.896									
14	1:55.605	24.464	31.075	1:00.066	192.6	26:57.501									
15	1:55.964	24.294	31.160	1:00.510	195.7	28:53.465									
16	1:55.901	24.899	30.827	1:00.175	193.6	30:49.366									
50	Greg Hyatt McMillan Motorsport						Caterham								
1	2:03.145	29.505	32.113	1:01.527	176.0	2:03.145									
2	1:58.283	24.668	31.764	1:01.851	196.4	4:01.428									
3	1:58.422	24.983	31.976	1:01.463	196.7	5:59.850									
4	1:57.986	24.664	31.761	1:01.561	197.8	7:57.836									
5	1:58.573	25.142	31.876	1:01.555	190.3	9:56.409									
6	1:58.072	24.608	31.675	1:01.789	198.1	11:54.481									
7	1:57.582	24.489	31.738	1:01.355	195.0	13:52.063									
8	1:57.695	24.828	31.822	1:01.045	193.3	15:49.758									
9	1:57.663	24.952	31.629	1:01.082	190.9	17:47.421									
10	1:57.691	24.991	31.609	1:01.091	191.6	19:45.112									
11	1:57.362	24.850	31.782	1:00.730	191.2	21:42.474									



**ESTORIL
CATERHAM
RACING
FESTIVAL**



CATERHAM FESTIVAL 1600 (PT+UK) CATERHAM FESTIVAL 1600 RACE

Volta a volta

— Volta invalidada ■ Melhor marca pessoal ■ Melhor da sessão B Cruzar pelo pit lane

Vlt.	Tempo	Inter. 1	Inter. 2	Inter. 3	V.Máx	Decorrido	Vlt.	Tempo	Inter. 1	Inter. 2	Inter. 3	V.Máx	Decorrido
12	1:56.711	24.507	31.544	1:00.660	195.3	23:39.185	12	1:57.119	24.781	31.390	1:00.948	191.2	23:29.212
13	1:56.395	24.201	31.666	1:00.528	197.1	25:35.580	13	1:57.023	24.635	31.560	1:00.828	190.9	25:26.235
14	1:58.474	25.194	31.750	1:01.530	193.9	27:34.054	14	1:56.392	24.584	31.458	1:00.350	191.6	27:22.627
15	1:56.667	24.364	31.450	1:00.853	195.3	29:30.721	15	1:57.168	24.673	31.782	1:00.713	192.9	29:19.795
16	1:58.006	24.933	31.600	1:01.473	187.3	31:28.727	16	1:57.351	24.718	31.630	1:01.003	192.6	31:17.146

71 John Shiveral McMillan Motorsport Caterham						
1	1:56.823	26.639	30.934	59.250	191.9	1:56.823
2	1:54.034	23.873	30.766	59.395	206.7	3:50.857
3	1:55.914	24.941	31.029	59.944	194.3	5:46.771
4	1:55.858	24.569	30.887	1:00.402	197.1	7:42.629
5	1:55.354	24.127	31.185	1:00.042	199.2	9:37.983
6	1:55.802	24.889	31.505	59.408	198.1	11:33.785
7	1:54.888	24.363	30.835	59.690	206.7	13:28.673
8	1:55.519	24.381	31.090	1:00.048	193.6	15:24.192
9	1:55.196	24.018	31.229	59.949	202.1	17:19.388
10	1:55.762	24.368	31.153	1:00.241	199.6	19:15.150
11	1:56.468	25.202	31.636	59.630	195.3	21:11.618
12	1:55.093	24.074	31.328	59.691	203.6	23:06.711
13	1:55.252	24.629	30.924	59.699	195.3	25:01.963
14	1:56.398	24.549	31.369	1:00.480	196.0	26:58.361
15	1:55.272	24.410	31.020	59.842	205.1	28:53.633
16	1:56.330	25.172	30.615	1:00.543	196.0	30:49.963

79 Geoff Newman McMillan Motorsport Caterham						
1	2:00.666	28.797	31.377	1:00.492	183.9	2:00.666
2	1:55.815	24.465	30.740	1:00.610	197.1	3:56.481
3	1:54.840	23.791	31.020	1:00.029	200.3	5:51.321
4	1:54.554	23.863	31.011	59.680	202.9	7:45.875
5	1:55.917	24.608	31.470	59.839	204.4	9:41.792
6	1:54.429	24.031	31.084	59.314	198.1	11:36.221
7	1:53.829	23.845	30.829	59.155	199.2	13:30.050
8	1:54.769	24.126	31.107	59.536	202.5	15:24.819
9	1:55.616	24.168	31.479	59.969	201.0	17:20.435
10	1:55.443	24.366	31.380	59.697	199.2	19:15.878
11	1:56.783	25.108	31.339	1:00.336	190.9	21:12.661
12	1:55.389	24.426	31.716	59.247	201.8	23:08.050
13	1:56.202	24.584	31.528	1:00.090	200.3	25:04.252
14	1:55.008	23.682	31.167	1:00.159	204.4	26:59.260
15	1:54.511	24.106	30.922	59.483	203.6	28:53.771
16	1:56.140	24.442	30.772	1:00.926	201.4	30:49.911

88 Paulo Santos CRM Motorsport Caterham						
1	2:01.052	29.306	31.611	1:00.135	174.0	2:01.052
2	1:57.310	24.978	31.693	1:00.639	191.6	3:58.362
3	1:59.175	26.428	32.003	1:00.744	198.5	5:57.537
4	1:56.659	24.350	31.680	1:00.629	198.5	7:54.196
5	1:56.394	24.654	31.402	1:00.338	190.3	9:50.590
6	1:57.069	24.632	31.749	1:00.688	191.6	11:47.659
7	1:56.210	24.526	31.376	1:00.308	192.6	13:43.869
8	1:56.502	24.704	31.395	1:00.403	189.0	15:40.371
9	1:57.174	24.538	31.837	1:00.799	191.6	17:37.545
10	1:57.085	24.728	31.612	1:00.745	191.6	19:34.630
11	1:57.463	24.870	31.688	1:00.905	190.6	21:32.093

97 Gonçalo Nobre da Veiga CRM Motorsport Caterham						
1	2:00.628	28.370	31.605	1:00.653	186.4	2:00.628
2	1:57.770	24.882	31.893	1:00.995	201.0	3:58.398
3	1:58.102	25.180	31.791	1:01.131	196.0	5:56.500
4	1:58.048	24.815	32.241	1:00.992	190.6	7:54.548
5	18:35.825 B	25.028			198.5	26:30.373

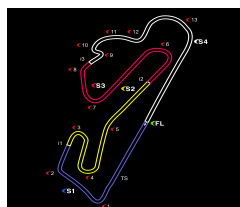
111 Oliver Gibson McMillan Motorsport Caterham						
1	1:59.175	27.912	31.356	59.907	183.9	1:59.175
2	1:55.532	24.437	31.066	1:00.029	200.7	3:54.707
3	1:54.594	24.160	30.994	59.440	201.4	5:49.301
4	1:54.576	24.202	30.990	59.384	193.3	7:43.877
5	1:54.528	24.300	30.866	59.362	189.6	9:38.405
6	1:56.397	24.356	32.121	59.920	195.3	11:34.802
7	1:54.812	24.173	30.816	59.823	189.3	13:29.614
8	1:54.759	24.019	31.223	59.517	186.7	15:24.373
9	1:55.122	24.123	31.329	59.670	197.1	17:19.495
10	1:55.746	23.992	31.425	1:00.329	202.9	19:15.241
11	1:57.042	25.496	31.386	1:00.160	185.5	21:12.283
12	1:55.511	24.623	31.559	59.329	196.7	23:07.794
13	1:55.378	24.660	31.528	59.190	197.8	25:03.172
14	1:54.886	24.077	30.907	59.902	198.8	26:58.058
15	1:55.485	24.387	31.013	1:00.085	198.8	28:53.543
16	1:55.754	24.041	31.133	1:00.580	197.4	30:49.297

125 Jay McCormack McMillan Motorsport Caterham						
1	1:55.025	25.387	30.747	58.891	192.3	1:55.025
2	1:53.372	23.801	30.992	58.579	196.4	3:48.397
3	1:53.666	23.795	30.833	59.038	196.7	5:42.063
4	1:53.737	23.778	30.997	58.962	196.0	7:35.800
5	1:53.127	23.652	30.851	58.624	196.0	9:28.927
6	1:53.380	23.756	30.700	58.924	195.3	11:22.307
7	1:53.704	23.976	30.904	58.824	195.3	13:16.011
8	1:53.978	23.921	31.095	58.962	195.3	15:09.989
9	1:53.637	23.891	30.873	58.873	195.0	17:03.626
10	1:53.664	23.899	30.810	58.955	195.3	18:57.290
11	1:53.483	23.667	30.704	59.112	194.6	20:50.773
12	1:53.448	23.828	30.780	58.840	194.6	22:44.221
13	1:54.479	23.840	31.418	59.221	194.6	24:38.700
14	1:53.626	23.858	30.969	58.799	195.7	26:32.326
15	1:54.140	23.782	31.283	59.075	196.0	28:26.466
16	1:54.364	24.016	31.207	59.141	196.4	30:20.830

129 Tim Child McMillan Motorsport Caterham						
1	1:58.491	27.308	31.334	59.849	184.8	1:58.491
2	1:53.952	23.752	30.726	59.474	204.8	3:52.443
3	1:54.640	24.068	30.769	59.803	199.6	5:47.083



**ESTORIL
CATERHAM
RACING
FESTIVAL**



CATERHAM FESTIVAL 1600 (PT+UK) CATERHAM FESTIVAL 1600 RACE

Volta a volta

— Volta invalidada ■ Melhor marca pess ■ Melhor da sessão B Cruzar pelo pit lane

Vlt.	Tempo	Inter. 1	Inter. 2	Inter. 3	V.Máx	Decorrido	Vlt.	Tempo	Inter. 1	Inter. 2	Inter. 3	V.Máx	Decorrido
4	1:55.859	24.498	31.186	1:00.175	208.6	7:42.942	4	1:55.480	24.177	31.112	1:00.191	196.4	7:48.137
5	1:55.394	24.024	31.347	1:00.023	197.8	9:38.336	5	1:55.188	24.361	30.786	1:00.041	194.3	9:43.325
6	1:56.027	24.674	31.526	59.827	194.6	11:34.363	6	1:55.495	24.257	30.892	1:00.346	197.4	11:38.820
7	1:55.015	23.989	31.004	1:00.022	203.6	13:29.378	7	1:56.093	24.631	31.113	1:00.349	195.7	13:34.913
8	1:54.929	23.913	31.185	59.831	202.9	15:24.307	8	1:56.187	24.373	31.401	1:00.413	194.3	15:31.100
9	1:56.070	24.422	31.446	1:00.202	189.3	17:20.377	9	1:56.861	24.460	31.620	1:00.781	193.6	17:27.961
10	1:54.986	24.136	31.041	59.809	201.0	19:15.363	10	1:57.559	24.585	31.693	1:01.281	192.9	19:25.520
11	1:56.837	25.231	30.918	1:00.688	189.0	21:12.200	11	1:57.557	24.455	31.916	1:01.186	195.7	21:23.077
12	1:55.143	24.486	31.021	59.636	202.9	23:07.343	12	1:56.714	24.580	31.522	1:00.612	195.3	23:19.791
13	1:55.103	24.834	30.506	59.763	197.8	25:02.446	13	1:57.303	24.621	31.528	1:01.154	195.7	25:17.094
14	1:55.507	24.263	31.145	1:00.099	198.5	26:57.953	14	1:56.797	24.585	31.422	1:00.790	195.3	27:13.891
15	1:55.498	24.272	30.596	1:00.630	202.9	28:53.451	15	1:57.729	24.732	31.457	1:01.540	195.7	29:11.620
16	1:55.580	24.554	30.724	1:00.302	195.3	30:49.031	16	1:58.145	24.741	31.431	1:01.973	195.7	31:09.765

133 Mark Roberts
McMillan Motorsport Caterham

1	1:56.910	26.148	31.467	59.295	189.6	1:56.910
2	1:54.139	24.271	31.099	58.769	203.2	3:51.049
3	1:55.740	24.967	31.018	59.755	199.9	5:46.789
4	1:55.334	24.365	30.942	1:00.027	201.4	7:42.123
5	1:55.400	24.212	31.451	59.737	197.4	9:37.523
6	1:55.735	24.279	31.543	59.913	196.4	11:33.258
7	1:55.045	24.350	31.253	59.442	196.0	13:28.303
8	1:55.156	24.332	31.455	59.369	197.4	15:23.459
9	1:55.728	24.334	31.466	59.928	197.8	17:19.187
10	1:56.375	25.250	31.411	59.714	194.6	19:15.562
11	1:55.656	24.413	31.356	59.887	206.7	21:11.218
12	1:56.158	25.486	31.383	59.289	196.0	23:07.376
13	1:56.356	24.786	31.556	1:00.014	201.4	25:03.732
14	1:55.394	23.945	31.111	1:00.338	206.7	26:59.126
15	1:55.216	24.405	31.297	59.514	203.2	28:54.342
16	1:55.893	24.820	31.040	1:00.033	203.6	30:50.235

146 Ben Winrow
McMillan Motorsport Caterham

1	1:55.426	25.596	31.341	58.489	184.8	1:55.426
2	1:53.943	23.876	31.237	58.830	187.7	3:49.369
3	1:54.095	23.937	31.232	58.926	200.3	5:43.464
4	1:54.188	24.202	31.164	58.822	196.7	7:37.652
5	1:53.320	23.892	30.952	58.476	197.4	9:30.972
6	1:53.676	23.892	30.915	58.869	197.8	11:24.648
7	1:53.744	23.817	30.778	59.149	197.8	13:18.392
8	1:54.385	24.042	31.220	59.123	197.1	15:12.777
9	1:53.809	23.871	30.875	59.063	197.8	17:06.586
10	1:54.302	23.862	31.111	59.329	197.8	19:00.888
11	1:54.474	24.181	31.063	59.230	195.7	20:55.362
12	1:54.412	24.213	31.182	59.017	196.4	22:49.774
13	1:54.781	24.134	31.310	59.337	195.7	24:44.555
14	1:54.246	23.985	31.174	59.087	197.4	26:38.801
15	1:54.812	24.055	31.086	59.671	197.4	28:33.613
16	1:55.734	24.299	31.414	1:00.021	196.7	30:29.347

177 John Styring
McMillan Motorsport Caterham

1	2:00.107	28.250	31.403	1:00.454	173.5	2:00.107
2	1:56.371	24.135	31.072	1:01.164	197.8	3:56.478
3	1:56.179	24.831	31.240	1:00.108	197.8	5:52.657