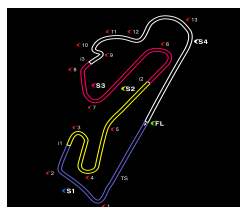




ESTORIL
CATERHAM
RACING
FESTIVAL



CATERHAM FESTIVAL 1600 (PT+UK)

CATERHAM FESTIVAL 1600

QUALY RACE 2

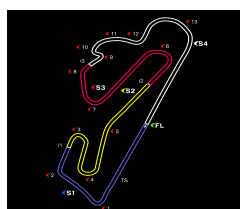
Volta a volta

— Volta invalidada ■ Melhor marca pessoal ■ Melhor da sessão B Cruzar pelo pit lane

Vlt.	Tempo	Inter. 1	Inter. 2	Inter. 3	V.Máx	Decorrido	Vlt.	Tempo	Inter. 1	Inter. 2	Inter. 3	V.Máx	Decorrido		
2	Luis Seguro	CRM Motorsport						Caterham	7	1:59.635	25.422	31.750	1:02.463	190.3	14:25.949
1	2:07.035	29.873	32.432	1:04.730	150.3	2:07.035	8	1:59.272	25.795	31.684	1:01.793	188.3	16:25.221		
2	2:02.255	26.786	32.104	1:03.365	171.9	4:09.290	9	2:00.752	27.105	31.941	1:01.706	190.6	18:25.973		
3	2:01.037	25.451	32.074	1:03.512	190.6	6:10.327	10	2:58.774	1:23.664	33.294	1:01.816	190.6	21:24.747		
4	1:58.991	25.359	31.490	1:02.142	181.8	8:09.318	11	1:59.425	25.640	32.307	1:01.478	188.3	23:24.172		
5	1:59.262	25.078	31.908	1:02.276	195.3	10:08.580	12	1:59.840	25.288	32.243	1:02.309	183.0	25:24.012		
6	2:01.951	27.682	31.975	1:02.294	195.7	12:10.531									
7	2:00.143	26.385	31.955	1:01.803	195.0	14:10.674									
8	1:59.417	25.940	31.573	1:01.904	193.9	16:10.091									
9	1:59.276	25.614	31.880	1:01.782	199.6	18:09.367									
10	1:59.162	25.802	31.821	1:01.539	197.8	20:08.529									
11	1:58.900	25.577	32.105	1:01.218	193.6	22:07.429									
12	1:56.916	24.572	31.314	1:01.030	196.4	24:04.345									
13	1:57.301	24.936	31.470	1:00.895	195.7	26:01.646									
6	Aman Uppal	McMillan Motorsport						Caterham							
1	2:10.424	33.167	33.609	1:03.648	149.1	2:10.424									
2	2:00.456	25.664	32.322	1:02.470	195.0	4:10.880									
3	1:59.388	25.783	32.418	1:01.187	195.0	6:10.268									
4	1:58.995	25.687	31.724	1:01.584	186.1	8:09.263									
5	1:58.386	24.685	31.777	1:01.924	203.6	10:07.649									
6	2:02.579	29.968	31.616	1:00.995	199.6	12:10.228									
7	2:00.201	26.284	32.067	1:01.850	185.5	14:10.429									
8	1:59.176	25.512	31.888	1:01.776	191.9	16:09.605									
9	1:59.528	26.342	32.070	1:01.116	193.3	18:09.133									
10	1:58.816	26.286	31.697	1:00.833	191.2	20:07.949									
11	1:58.627	25.217	32.107	1:01.303	184.8	22:06.576									
12	1:56.953	24.548	31.739	1:00.666	193.3	24:03.529									
13	1:56.972	24.567	31.769	1:00.636	194.6	26:00.501									
13	Michael O'Reilly	McMillan Motorsport						Caterham							
1	2:01.274	26.423	31.667	1:03.184	177.1	2:01.274									
2	2:00.269	25.907	32.237	1:02.125	186.4	4:01.543									
3	1:58.777	25.437	31.631	1:01.709	183.6	6:00.320									
4	1:58.448	25.064	32.076	1:01.308	190.3	7:58.768									
5	1:58.097	24.809	31.544	1:01.744	198.1	9:56.865									
6	1:57.576	25.149	31.604	1:00.823	183.3	11:54.441									
7	1:55.703	24.420	30.990	1:00.293	197.8	13:50.144									
8	1:55.522	24.010	31.324	1:00.188	202.5	15:45.666									
9	1:56.530	25.095	31.211	1:00.224	200.7	17:42.196									
10	1:54.822	24.508	30.867	59.447	199.9	19:37.018									
11	1:55.162	24.096	30.959	1:00.107	200.3	21:32.180									
12	1:55.821	24.658	30.989	1:00.174	196.7	23:28.001									
13	1:56.150	25.307	31.066	59.777	196.0	25:24.151									
50	Greg Hyatt	McMillan Motorsport						Caterham							
1	2:09.462	32.311	33.822	1:03.329	162.7	2:09.462									
71	John Shivalal	McMillan Motorsport						Caterham							
1	2:05.051	30.130	31.939	1:02.982	151.5	2:05.051									
2	2:00.487	25.723	31.999	1:02.765	179.1	4:05.538									
3	1:58.620	25.644	31.498	1:01.478	190.3	6:04.158									
4	1:57.467	24.795	31.332	1:01.340	183.0	8:01.625									
5	1:57.161	24.715	31.322	1:01.124	178.5	9:58.786									
6	1:56.435	24.317	31.301	1:00.817	198.1	11:55.221									
7	1:56.618	24.541	31.316	1:00.761	193.6	13:51.839									
8	1:55.824	24.897	31.026	59.901	201.4	15:47.663									
9	1:55.898	24.414	30.859	1:00.625	196.0	17:43.561									
10	1:55.567	24.535	30.889	1:00.143	203.6	19:39.128									
11	1:55.281	24.443	31.046	59.792	201.8	21:34.409									
12	1:54.911	24.304	30.980	59.627	204.8	23:29.320									



ESTORIL
CATERHAM
RACING
FESTIVAL



CATERHAM FESTIVAL 1600 (PT+UK)

CATERHAM FESTIVAL 1600

QUALY RACE 2

Volta a volta

— Volta invalidada ■ Melhor marca pess ■ Melhor da sessão ■ Cruzar pelo pit lane

Vlt.	Tempo	Inter. 1	Inter. 2	Inter. 3	V.Máx	Decorrido
13	1:55.138	24.303	31.182	59.653	197.1	25:24.458

77

Frederico Brion Sanches

BS Motorsport

Caterham

1	2:08.210	32.394	32.425	1:03.391	160.1	2:08.210
2	2:25.811	26.911	32.347	1:26.553	185.5	4:34.021

79

Geoff Newman

McMillan Motorsport

Caterham

1	2:11.111					2:11.111
2	2:01.734					4:12.845
3	1:59.465					6:12.310
4	1:58.668					8:10.978
5	1:57.547					10:08.525
6	1:57.794					12:06.319
7	1:56.480					14:02.799
8	1:56.423					15:59.222
9	1:55.980					17:55.202
10	1:55.363					19:50.565
11	1:55.790					21:46.355
12	1:54.928					23:41.283
13	1:55.667					25:36.950

88

Paulo Santos

CRM Motorsport

Caterham

1	2:16.705	31.740	37.058	1:07.907	158.0	2:16.705
2	2:07.104	27.173	33.588	1:06.343	178.5	4:23.809
3	2:09.036	26.658	36.659	1:05.719	187.7	6:32.845
4	2:04.457	26.208	33.281	1:04.968	173.2	8:37.302
5	2:03.461	26.230	32.989	1:04.242	174.3	10:40.763
6	2:02.013	25.766	32.626	1:03.621	180.6	12:42.776
7	2:01.237	25.708	32.302	1:03.227	180.9	14:44.013
8	2:01.639	25.568	32.594	1:03.477	183.9	16:45.652
9	2:20.564	25.414	49.835	1:05.315	185.1	19:06.216
10	2:04.877	27.059	33.188	1:04.630	155.6	21:11.093
11	2:03.639	25.809	32.765	1:05.065	179.4	23:14.732
12	2:01.949	26.071	32.658	1:03.220	176.0	25:16.681

97

Gonçalo Nobre da Veiga

CRM Motorsport

Caterham

1	2:14.162	33.110	36.129	1:04.923	153.6	2:14.162
2	2:04.545	26.564	33.388	1:04.593	180.6	4:18.707
3	2:02.962	27.205	32.668	1:03.089	188.3	6:21.669
4	2:01.183	26.342	32.492	1:02.349	185.1	8:22.852
5	2:09.369	26.325	32.542	1:10.502	191.6	10:32.221
6	2:00.144	25.694	32.431	1:02.019	189.3	12:32.365
7	1:59.767	25.726	32.311	1:01.730	189.9	14:32.132
8	1:59.843	25.358	32.362	1:02.123	184.5	16:31.975
9	1:59.355	25.406	32.479	1:01.470	190.3	18:31.330
10	1:59.834	25.486	32.473	1:01.875	185.5	20:31.164
11	1:59.520	25.449	32.510	1:01.561	183.3	22:30.684
12	1:59.174	25.379	32.209	1:01.586	185.8	24:29.858
13	1:59.442	25.177	32.353	1:01.912	185.1	26:29.300

111

Oliver Gibson

McMillan Motorsport

Caterham

1	2:06.393	31.108	31.825	1:03.460	161.1	2:06.393
---	----------	--------	--------	----------	-------	----------

Vlt.	Tempo	Inter. 1	Inter. 2	Inter. 3	V.Máx	Decorrido
2	1:58.939	25.259	32.021	1:01.659	184.2	4:05.332
3	1:56.613	25.003	31.297	1:00.313	194.6	6:01.945
4	1:56.918	25.102	31.208	1:00.608	171.3	7:58.863
5	1:58.325	25.099	31.067	1:02.159	188.6	9:57.188
6	1:57.313	25.090	31.571	1:00.652	183.3	11:54.501
7	1:55.959	24.788	30.918	1:00.253	184.2	13:50.460
8	1:55.319	24.030	31.265	1:00.024	189.3	15:45.779
9	1:58.007	25.299	31.232	1:01.476	197.8	17:43.786
10	1:55.596	24.842	31.030	59.724	175.7	19:39.382
11	1:55.941	25.076	31.322	59.543	192.3	21:35.323
12	1:55.321	24.365	31.180	59.776	190.3	23:30.644
13	1:55.098	24.488	30.921	59.689	178.8	25:25.742

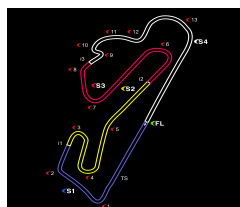
125	Jay McCormack	McMillan Motorsport	Caterham			
1	2:09.848	34.643	33.269	1:01.936		2:09.848
2	1:59.166	25.403	31.887	1:01.876	201.0	4:09.014
3	1:55.909	24.565	31.029	1:00.315	197.1	6:04.923
4	1:55.486	24.436	30.908	1:00.142	194.3	8:00.409
5	1:56.465	24.395	31.462	1:00.608	193.3	9:56.874
6	1:55.476	24.119	31.144	1:00.213	198.8	11:52.350
7	1:55.780	24.420	31.223	1:00.137	196.0	13:48.130
8	1:55.076	24.206	30.970	59.900	198.1	15:43.206
9	1:54.703	23.906	30.932	59.865	197.8	17:37.909
10	1:54.687	24.130	30.975	59.582	196.7	19:32.596
11	1:54.477	24.148	30.877	59.452	195.0	21:27.073
12	1:54.101	23.964	31.106	59.031	198.5	23:21.174
13	1:55.278	24.002	31.443	59.833	196.7	25:16.452

129	Tim Child	McMillan Motorsport	Caterham			
1	2:08.272	32.476	33.088	1:02.708	162.2	2:08.272
2	2:01.089	26.519	31.916	1:02.654	183.6	4:09.361
3	2:00.731	26.778	31.326	1:02.627	184.5	6:10.092
4	1:58.165	25.073	31.410	1:01.682	197.8	8:08.257
5	1:57.538	24.665	31.265	1:01.608	196.4	10:05.795
6	1:56.806	24.866	31.165	1:00.775	194.6	12:02.601
7	1:57.101	25.259	30.924	1:00.918	196.0	13:59.702
8	1:55.145	24.386	30.904	59.855	195.0	15:54.847
9	1:55.550	24.638	30.780	1:00.132	197.1	17:50.397
10	1:55.621	25.155	30.706	59.760	198.5	19:46.018
11	2:01.154	30.692	30.928	59.534	201.4	21:47.172
12	1:54.930	24.388	30.489	1:00.053	191.9	23:42.102
13	1:54.748	24.135	30.423	1:00.190	201.0	25:36.850

133	Mark Roberts	McMillan Motorsport	Caterham			
1	2:05.686	30.726	31.940	1:03.020	175.7	2:05.686
2	1:59.994	25.449	32.691	1:01.854	201.4	4:05.680
3	1:58.149	25.187	31.705	1:01.257	206.3	6:03.829
4	1:56.237	24.475	31.246	1:00.516	199.6	8:00.066
5	1:57.734	24.605	31.880	1:01.249	198.5	9:57.800
6	1:57.238	24.738	31.340	1:01.160	195.7	11:55.038
7	1:57.189	24.967	31.350	1:00.872	193.3	13:52.227
8	1:56.304	25.088	31.248	59.968	211.4	15:48.531
9	1:55.391	24.670	31.133	59.588	196.0	17:43.922
10	1:55.698	24.959	31.061	59.678	201.8	19:39.620



**ESTORIL
CATERHAM
RACING
FESTIVAL**



CATERHAM FESTIVAL 1600 (PT+UK) CATERHAM FESTIVAL 1600 QUALY RACE 2

Volta a volta

— Volta invalidada ■ Melhor marca pess ■ Melhor da sessão B Cruzar pelo pit lane

Vlt.	Tempo	Inter. 1	Inter. 2	Inter. 3	V.Máx	Decorrido	Vlt.	Tempo	Inter. 1	Inter. 2	Inter. 3	V.Máx	Decorrido
11	1:55.121	24.571	31.109	59.441	209.4	21:34.741							
12	1:55.269	25.076	31.028	59.165	203.2	23:30.010							
13	1:54.617	24.014	31.256	59.347	207.5	25:24.627							

146 Ben Winrow						
McMillan Motorsport				Caterham		
1	2:01.176	27.058	31.725	1:02.393	183.3	2:01.176
2	1:59.805	25.756	32.082	1:01.967	186.1	4:00.981
3	1:58.712	25.619	31.734	1:01.359	182.1	5:59.693
4	1:58.826	25.444	32.017	1:01.365	190.9	7:58.519
5	1:58.276	25.543	31.400	1:01.333	192.9	9:56.795
6	1:56.702	25.036	31.480	1:00.186	193.6	11:53.497
7	1:55.960	24.705	31.354	59.901	192.9	13:49.457
8	1:55.459	24.325	31.247	59.887	199.2	15:44.916
9	1:55.770	24.402	31.365	1:00.003	196.4	17:40.686
10	1:55.507	24.645	31.410	59.452	197.4	19:36.193
11	1:56.040	24.558	31.361	1:00.121	191.2	21:32.233
12	1:55.718	24.714	31.277	59.727	202.1	23:27.951
13	1:55.910	25.119	31.390	59.401	196.0	25:23.861

177 John Styring						
McMillan Motorsport				Caterham		
1	2:07.718	31.905	32.027	1:03.786	155.6	2:07.718
2	2:02.430	26.617	31.857	1:03.956	188.0	4:10.148
3	2:02.205	26.403	32.899	1:02.903	198.5	6:12.353
4	2:01.853	26.624	32.025	1:03.204	185.1	8:14.206
5	2:01.905	25.916	32.653	1:03.336	197.4	10:16.111
6	2:00.431	25.899	31.986	1:02.546	198.5	12:16.542
7	1:59.257	25.379	31.945	1:01.933	197.8	14:15.799
8	1:59.538	25.316	32.210	1:02.012	198.1	16:15.337
9	1:58.507	25.757	31.657	1:01.093	197.8	18:13.844
10	1:57.660	25.272	31.349	1:01.039	197.8	20:11.504
11	1:56.963	24.702	31.594	1:00.667	197.8	22:08.467
12	1:56.311	25.016	30.920	1:00.375	201.4	24:04.778
13	1:57.474	24.865	31.080	1:01.529	206.3	26:02.252