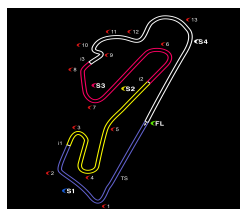




**ESTORIL  
CATERHAM  
RACING  
FESTIVAL**



# CATERHAM FESTIVAL 1600 (PT+UK) CATERHAM FESTIVAL 1600 QUALY RACE 1

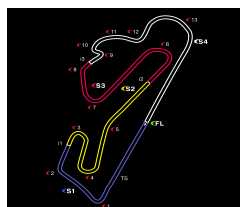
Volta a volta

— Volta invalidada ■ Melhor marca pess ■ Melhor da sessão ■ Cruzar pelo pit lane

Vlt.	Tempo	Inter. 1	Inter. 2	Inter. 3	V.Máx	Decorrido	Vlt.	Tempo	Inter. 1	Inter. 2	Inter. 3	V.Máx	Decorrido	
<b>2</b>	<b>Luis Seguro</b> CRM Motorsport						Caterham	7	<b>1:54.553</b>	24.169	31.104	<b>59.280</b>	196.0	13:31.854
1	2:04.319	30.086	33.244	1:00.989	165.9	2:04.319	8	1:55.243	24.212	<b>30.855</b>	1:00.176	201.0	15:27.097	
2	1:58.348	24.943	<b>31.343</b>	1:02.062	196.4	4:02.667	9	1:56.148	24.458	31.072	1:00.618	197.1	17:23.245	
3	2:00.141	25.914	32.355	1:01.872	192.3	6:02.808	10	1:55.676	24.657	31.367	59.652	193.9	19:18.921	
4	1:57.978	25.462	31.861	<b>1:00.655</b>	198.1	8:00.786	11	1:56.077	24.764	31.422	59.891	197.4	21:14.998	
5	<b>1:57.254</b>	25.181	31.381	1:00.692	189.0	9:58.040	12	1:55.345	24.334	31.189	59.822	194.3	23:10.343	
6	1:58.047	25.455	31.878	1:00.714	197.4	11:56.087	13	1:54.821	24.169	31.091	59.561	193.3	25:05.164	
7	2:06.838	<b>24.691</b>	40.523	1:01.624	196.0	14:02.925								
8	1:58.953	25.209	32.185	1:01.559	188.6	16:01.878								
9	1:58.755	24.958	32.045	1:01.752	187.7	18:00.633								
10	1:59.366	25.087	32.106	1:02.173	185.5	19:59.999								
11	1:59.152	25.270	31.971	1:01.911	186.4	21:59.151								
12	1:59.949	25.334	32.168	1:02.447	187.0	23:59.100								
13	2:00.133	25.679	31.928	1:02.526	182.7	25:59.233								
<b>6</b>	<b>Aman Uppal</b> McMillan Motorsport						Caterham							
1	1:58.458	27.066	<b>31.058</b>	1:00.334	180.0	1:58.458								
2	<b>1:55.753</b>	24.262	31.219	1:00.272	204.4	3:54.211								
3	1:56.717	25.041	31.241	1:00.435	201.8	5:50.928								
4	1:56.430	<b>24.135</b>	31.707	1:00.588	199.2	7:47.358								
5	1:56.616	25.336	31.427	<b>59.853</b>	200.7	9:43.974								
6	1:57.548	25.615	31.410	1:00.523	209.4	11:41.522								
7	1:56.668	24.473	31.129	1:01.066	189.6	13:38.190								
8	1:56.729	24.917	31.209	1:00.603	211.0	15:34.919								
9	1:56.710	24.434	31.510	1:00.766	203.2	17:31.629								
10	1:58.270	25.059	32.068	1:01.143	197.8	19:29.899								
11	1:57.836	25.078	31.806	1:00.952	203.2	21:27.735								
12	1:58.630	25.303	31.788	1:01.539	197.4	23:26.365								
13	1:57.861	25.223	31.755	1:00.883	199.2	25:24.226								
<b>13</b>	<b>Michael O'Reilly</b> McMillan Motorsport						Caterham							
1	2:03.215	29.307	33.105	1:00.803	176.0	2:03.215								
2	1:57.114	24.331	31.486	1:01.297	198.5	4:00.329								
3	1:55.733	24.393	<b>30.902</b>	1:00.438	203.2	5:56.062								
4	1:56.009	24.492	30.982	1:00.535	206.3	7:52.071								
5	1:54.928	23.931	31.060	59.937	202.5	9:46.999								
6	1:55.180	23.999	31.176	1:00.005	197.1	11:42.179								
7	1:55.650	24.266	31.096	1:00.288	201.4	13:37.829								
8	1:54.761	23.993	31.155	59.613	197.4	15:32.590								
9	1:55.599	24.183	31.379	1:00.037	196.7	17:28.189								
10	1:54.539	24.218	31.049	59.272	197.4	19:22.728								
11	1:54.986	24.239	30.991	59.756	198.8	21:17.714								
12	1:55.459	24.399	30.971	1:00.089	197.1	23:13.173								
13	<b>1:54.178</b>	<b>23.915</b>	31.006	<b>59.257</b>	201.4	25:07.351								
<b>21</b>	<b>Paulo Duarte</b> CRM Motorsport						Caterham							
1	2:22.355	<b>B</b>	27.737	<b>34.471</b>	1:20.147	186.1	2:22.355							
<b>24</b>	<b>Pedro Falé</b> CRM Motorsport						Caterham							
1	2:02.433	29.135	32.491	1:00.807	165.4	2:02.433								
2	1:57.067	24.473	31.412	1:01.182	198.8	3:59.500								
3	1:56.110	24.733	31.250	1:00.127	200.3	5:55.610								
4	1:57.588	24.539	31.450	1:01.599	199.6	7:53.198								
5	1:55.776	24.445	31.348	59.983	193.9	9:48.974								
6	1:55.797	24.589	31.364	59.844	200.7	11:44.771								
7	1:55.488	<b>24.330</b>	31.285	59.873	201.4	13:40.259								
8	<b>1:55.347</b>	24.374	<b>31.197</b>	<b>59.776</b>	197.8	15:35.606								
9	1:56.768	24.806	31.292	1:00.670	198.5	17:32.374								
10	1:56.556	24.391	31.715	1:00.450	197.8	19:28.930								
11	1:56.258	24.506	31.803	59.949	191.2	21:25.188								
12	1:56.401	24.619	31.507	1:00.275	191.2	23:21.589								
13	1:55.918	24.570	31.506	59.842	190.3	25:17.507								
<b>37</b>	<b>Pedro Lacerda</b> Garagem 19						Caterham							
1	1:57.286	26.423	31.049	59.814	182.7	1:57.286								
2	<b>1:54.533</b>	23.965	31.012	59.556	197.8	3:51.819								
3	1:55.368	24.304	31.234	59.830	194.6	5:47.187								
4	1:55.821	24.710	31.633	<b>59.478</b>	202.5	7:43.008								
5	1:55.637	24.206	31.380	1:00.051	202.1	9:38.645								
6	1:55.746	24.312	31.292	1:00.142	201.4	11:34.391								
7	1:56.336	25.210	31.107	1:00.019	191.2	13:30.727								
8	1:55.876	24.024	31.662	1:00.190	196.0	15:26.603								
9	1:56.547	25.213	31.132	1:00.202	199.6	17:23.150								
10	1:55.507	<b>23.725</b>	31.420	1:00.362	201.0	19:18.657								
11	1:56.786	25.198	31.455	1:00.133	192.3	21:15.443								
12	1:55.649	24.657	<b>31.001</b>	59.991	199.6	23:11.092								
13	1:55.711	24.729	31.240	59.742	199.2	25:06.803								
<b>50</b>	<b>Greg Hyatt</b> McMillan Motorsport						Caterham							
1	2:03.259	29.008	33.053	1:01.198	174.3	2:03.259								
2	1:58.832	24.639	32.190	1:02.003	195.7	4:02.091								
3	2:00.651	25.568	32.881	1:02.202	195.0	6:02.742								
4	1:57.870	24.723	32.074	1:01.073	198.5	8:00.612								
5	1:58.046	24.631	31.940	1:01.475	197.1	9:58.658								
6	1:57.937	25.113	<b>31.674</b>	1:01.150	198.5	11:56.595								
7	1:58.367	24.866	32.639	1:00.862	192.6	13:54.962								
8	1:58.397	24.910	32.182	1:01.305	195.0	15:53.359								
9	<b>1:57.065</b>	<b>24.520</b>	32.063	<b>1:00.482</b>	196.4	17:50.424								
10	1:57.122	24.746	31.707	1:00.669	194.3	19:47.546								
11	1:57.972	25.101	31.992	1:00.879	196.7	21:45.518								



ESTORIL  
CATERHAM  
RACING  
FESTIVAL



# CATERHAM FESTIVAL 1600 (PT+UK)

## CATERHAM FESTIVAL 1600

### QUALY RACE 1

Volta a volta

— Volta invalidada

■ Melhor marca pess ■ Melhor da sessão B Cruzar pelo pit lane

Vlt.	Tempo	Inter. 1	Inter. 2	Inter. 3	V.Máx	Decorrido
12	1:57.989	24.830	31.794	1:01.365	193.9	23:43.507
13	1:58.575	24.797	32.109	1:01.669	195.7	25:42.082

<b>71</b> John Shiveral						
McMillan Motorsport				Caterham		
1	2:02.077	28.405	33.053	1:00.619	189.9	2:02.077
2	1:57.468	24.350	31.638	1:01.480	198.1	3:59.545
3	1:55.717	24.281	<b>30.892</b>	1:00.544	193.3	5:55.262
4	1:55.753	24.315	31.093	1:00.345	204.4	7:51.015
5	1:55.917	24.256	31.311	1:00.350	195.0	9:46.932
6	1:55.593	24.436	31.198	59.959	196.0	11:42.525
7	1:55.951	24.329	31.292	1:00.330	187.3	13:38.476
8	1:55.287	24.084	31.324	59.879	208.2	15:33.763
9	1:55.348	24.091	31.232	1:00.025	198.5	17:29.111
10	1:54.704	<b>23.876</b>	31.203	59.625	200.7	19:23.815
11	1:54.868	23.976	31.158	59.734	201.0	21:18.683
12	<b>1:54.565</b>	24.022	31.221	<b>59.322</b>	195.7	23:13.248
13	1:54.735	24.141	31.126	59.468	198.1	25:07.983

<b>77</b> Frederico Brion Sanches						
BS Motorsport				Caterham		
1	2:00.148	27.279	31.939	1:00.930	177.1	2:00.148
2	1:57.371	25.207	32.033	1:00.131	194.6	3:57.519
3	1:56.716	24.583	31.461	1:00.672	201.4	5:54.235
4	1:57.643	24.927	31.535	1:01.181	194.3	7:51.878
5	1:56.839	25.327	31.193	1:00.319	196.4	9:48.717
6	<b>1:55.694</b>	24.541	31.153	1:00.000	198.5	11:44.411
7	1:56.114	25.327	<b>31.080</b>	<b>59.707</b>	193.3	13:40.525
8	1:57.081	24.766	31.387	1:00.928	189.0	15:37.606
9	1:56.741	24.762	31.871	1:00.108	196.0	17:34.347
10	1:56.194	<b>24.213</b>	31.443	1:00.538	195.7	19:30.541
11	1:57.521	25.010	31.823	1:00.688	199.6	21:28.062
12	1:58.079	25.427	31.729	1:00.923	201.8	23:26.141
13	1:57.809	25.906	31.498	1:00.405	190.6	25:23.950

<b>79</b> Geoff Newman						
McMillan Motorsport				Caterham		
1	5:49.489					5:49.489
2	<b>1:54.024</b>					7:43.513
3	1:56.960					9:40.473
4	1:54.974					11:35.447
5	1:55.383					13:30.830
6	1:58.425					15:29.255
7	1:54.390					17:23.645

<b>88</b> Paulo Santos						
CRM Motorsport				Caterham		
1	2:03.887	29.936	32.475	1:01.476	172.9	2:03.887
2	1:58.279	24.850	31.837	1:01.592	186.1	4:02.166
3	2:00.684	26.204	32.795	1:01.685	190.6	6:02.850
4	1:58.069	24.911	31.893	1:01.265	196.0	8:00.919
5	1:57.797	25.356	31.922	1:00.519	195.3	9:58.716
6	1:58.137	25.192	31.689	1:01.256	194.3	11:56.853
7	1:58.172	24.863	32.803	1:00.506	175.7	13:55.025
8	1:57.628	25.149	31.879	1:00.600	191.6	15:52.653
9	<b>1:56.718</b>	<b>24.528</b>	<b>31.542</b>	1:00.648	195.3	17:49.371
10	1:57.517	24.766	32.312	<b>1:00.439</b>	177.7	19:46.888

Vlt.	Tempo	Inter. 1	Inter. 2	Inter. 3	V.Máx	Decorrido
11	1:57.784	25.317	31.777	1:00.690	189.0	21:44.672
12	1:58.343	25.338	32.070	1:00.935	190.9	23:43.015
13	2:02.500	24.851	31.766	1:05.883	195.3	25:45.515

<b>97</b> Gonçalo Nobre da Veiga						
CRM Motorsport				Caterham		
1	2:02.237	28.063	32.960	1:01.214	178.3	2:02.237
2	2:00.115	25.143	32.814	1:02.158	197.8	4:02.352
3	1:59.286	25.492	32.797	1:00.997	196.0	6:01.638
4	1:57.847	25.238	32.118	1:00.491	188.0	7:59.485
5	1:58.100	24.841	32.285	1:00.974	190.3	9:57.585
6	1:58.090	25.493	<b>31.959</b>	1:00.638	188.3	11:55.675
7	1:58.122	25.346	32.476	<b>1:00.300</b>	187.3	13:53.797
8	1:57.840	24.986	31.960	1:00.894	188.6	15:51.637
9	<b>1:57.225</b>	24.866	31.977	1:00.382	188.6	17:48.862
10	1:57.675	24.946	32.088	1:00.641	186.1	19:46.537
11	1:58.448	25.610	32.003	1:00.835	188.3	21:44.985
12	1:57.280	<b>24.769</b>	31.972	1:00.539	199.2	23:42.265
13	2:00.557	25.569	32.198	1:02.790	185.5	25:42.822

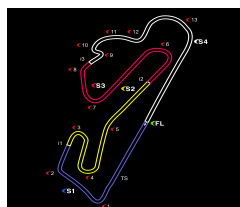
<b>125</b> Jay McCormack						
McMillan Motorsport				Caterham		
1	1:55.818	25.802	31.054	58.962	179.4	1:55.818
2	1:54.499	23.971	31.106	59.422	195.7	3:50.317
3	1:54.232	23.966	31.062	59.204	196.7	5:44.549
4	1:54.482	24.248	31.101	59.133	191.2	7:39.031
5	1:54.549	24.339	31.327	58.883	196.0	9:33.580
6	1:54.111	24.144	31.021	58.946	195.7	11:27.691
7	1:53.917	24.089	30.964	<b>58.864</b>	190.3	13:21.608
8	1:53.553	23.707	30.852	58.994	196.4	15:15.161
9	1:53.824	<b>23.693</b>	30.957	59.174	196.0	17:08.985
10	<b>1:53.457</b>	23.712	<b>30.804</b>	58.941	195.7	19:02.442
11	2:13.613	24.676	32.751	1:16.186	197.1	21:16.055
12	2:02.973	24.218	31.008	1:07.747	201.0	23:19.028

<b>129</b> Tim Child						
McMillan Motorsport				Caterham		
1	1:57.943	26.946	30.982	1:00.015	182.1	1:57.943
2	1:56.261	24.359	31.267	1:00.635	200.3	3:54.204
3	1:57.463	25.312	31.466	1:00.685	195.3	5:51.667
4	1:55.829	24.280	31.325	1:00.224	198.8	7:47.496
5	1:56.087	24.650	31.159	1:00.278	202.1	9:43.583
6	1:55.827	24.466	31.108	1:00.253	197.1	11:39.410
7	1:55.635	24.171	30.988	1:00.476	195.3	13:35.045
8	1:55.538	24.127	31.222	1:00.189	196.0	15:30.583
9	1:55.617	24.307	30.992	1:00.318	204.4	17:26.200
10	1:56.489	24.781	31.232	1:00.476	202.5	19:22.689
11	1:55.205	24.537	30.835	59.833	198.8	21:17.894
12	1:54.597	23.963	<b>30.766</b>	59.868	201.0	23:12.491
13	<b>1:54.519</b>	<b>23.869</b>	30.904	<b>59.746</b>	199.6	25:07.010

<b>133</b> Mark Roberts						
McMillan Motorsport				Caterham		
1	1:56.241	26.112	31.037	59.092	184.5	1:56.241
2	1:55.691	24.270	31.539	59.882	195.7	3:51.932
3	1:55.156	<b>23.870</b>	31.684	59.602	201.8	5:47.088
4	1:55.639	24.536	31.317	59.786	197.1	7:42.727



**ESTORIL  
CATERHAM  
RACING  
FESTIVAL**



## CATERHAM FESTIVAL 1600 (PT+UK) CATERHAM FESTIVAL 1600 QUALY RACE 1

Volta a volta

— Volta invalidada ■ Melhor marca pessoal ■ Melhor da sessão B Cruzar pelo pit lane

Vlt.	Tempo	Inter. 1	Inter. 2	Inter. 3	V.Máx	Decorrido	Vlt.	Tempo	Inter. 1	Inter. 2	Inter. 3	V.Máx	Decorrido
5	1:55.799	24.907	31.427	59.465	197.1	9:38.526							
6	1:56.591	24.971	32.403	59.217	197.4	11:35.117							
7	1:55.601	24.868	31.267	59.466	202.5	13:30.718							
8	1:55.762	24.762	<b>31.006</b>	59.994	196.0	15:26.480							
9	1:56.361	24.797	31.221	1:00.343	195.7	17:22.841							
10	1:55.956	24.533	31.862	59.561	195.7	19:18.797							
11	1:56.690	25.146	32.149	59.395	196.7	21:15.487							
12	<b>1:54.886</b>	24.236	31.267	59.383	199.2	23:10.373							
13	1:55.107	24.957	31.120	<b>59.030</b>	195.3	25:05.480							

146 Ben Winrow		McMillan Motorsport						Caterham					
1	2:00.706	28.666	31.898	1:00.142	189.9	2:00.706							
2	1:55.248	25.152	31.325	<b>58.771</b>	202.9	3:55.954							
3	1:55.146	24.094	31.643	59.409	197.8	5:51.100							
4	1:56.518	<b>23.449</b>	33.931	59.138	205.1	7:47.618							
5	1:55.927	25.241	31.055	59.631	208.2	9:43.545							
6	1:57.996	25.618	32.999	59.379	197.4	11:41.541							
7	1:54.294	24.093	31.023	59.178	197.8	13:35.835							
8	1:54.690	23.764	31.330	59.596	199.6	15:30.525							
9	1:55.159	24.558	31.173	59.428	200.3	17:25.684							
10	<b>1:54.257</b>	24.219	<b>30.992</b>	59.046	197.8	19:19.941							
11	1:55.021	24.216	31.172	59.633	198.1	21:14.962							
12	1:55.371	24.200	31.347	59.824	196.7	23:10.333							
13	1:55.645	25.201	31.158	59.286	195.0	25:05.978							

177 John Styring		McMillan Motorsport						Caterham					
1	2:01.062	28.503	32.033	1:00.526	168.2	2:01.062							
2	1:58.125	25.239	31.774	1:01.112	201.8	3:59.187							
3	1:55.998	<b>24.086</b>	31.299	1:00.613	197.4	5:55.185							
4	1:56.794	24.656	31.341	1:00.797	200.7	7:51.979							
5	1:55.992	24.529	31.052	1:00.411	200.3	9:47.971							
6	<b>1:55.564</b>	24.299	<b>30.964</b>	1:00.301	201.0	11:43.535							
7	1:55.809	24.497	31.351	<b>59.961</b>	195.7	13:39.344							
8	1:56.133	24.274	31.256	1:00.603	201.8	15:35.477							
9	1:57.600	24.812	31.203	1:01.585	203.2	17:33.077							
10	1:57.297	24.394	31.295	1:01.608	198.1	19:30.374							
11	1:58.313	24.916	31.929	1:01.468	203.6	21:28.687							
12	1:58.126	24.983	32.117	1:01.026	200.7	23:26.813							
13	1:57.755	25.521	31.601	1:00.633	202.5	25:24.568							