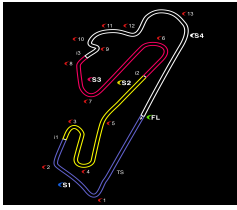




RACE READY
IBERIAN HISTORIC RACING



ESTORIL
CATERHAM
RACING
FESTIVAL



GRUPO 1 2H + TROFEU MINI GRUPO 1 2H + TROFEU MINI QUALIFYING

Volta a volta

— Volta invalidada ■ Melhor marca pessoal ■ Melhor da sessão B Cruzar pelo pit lane

Vlt.	P	Tempo	Inter. 1	Inter. 2	Inter. 3	km/h	Decorrido	Vlt.	P	Tempo	Inter. 1	Inter. 2	Inter. 3	km/h	Decorrido		
21	João Fedorowicz 1. João Fedorowicz Mini Cooper Vintage							13	1	4:46.012	2:39.443	41.131	1:25.438	52.4	41:16.588		
	1	1	10:59.789B	8:33.265	46.740	1:39.784	22.7	10:59.789	14	1	2:29.041	31.344	40.483	1:17.214	100.6	43:45.629	
	2	1	3:34.546	1:29.097	43.737	1:21.712	69.9	14:34.335	15	1	2:50.595	30.929	39.944	1:39.722	87.9	46:36.224	
	3	1	2:32.859	34.415	40.464	1:17.980	98.0	17:07.194	16	1	2:27.906	31.948	39.142	1:16.816	101.3	49:04.130	
	4	1	2:31.604	31.453	40.585	1:19.566	98.9	19:38.798	17	1	2:26.087	30.559	39.200	1:16.328	102.6	51:30.217	
	5	1	2:28.261	31.010	40.522	1:16.729	101.1	22:07.059	18	1	2:25.313	30.714	38.763	1:15.836	103.1	53:55.530	
	6	1	2:55.247B	37.243	43.450	1:34.554	85.5	25:02.306	19	1	2:24.215	30.487	38.694	1:15.034	103.9	56:19.745	
	7	1	18:03.535	...	45.599	1:18.846	13.8	43:05.841	20	1	2:24.335	30.267	38.874	1:15.194	103.8	58:44.080	
	8	1	2:26.817	31.258	39.362	1:16.197	102.1	45:32.658	21	1	2:23.515	29.928	38.638	1:14.949	104.4	1:01:07.595	
	9	1	2:26.460	31.307	39.393	1:15.760	102.3	47:59.118									
	10	1	2:26.609	30.581	39.460	1:16.568	102.2	50:25.727									
	11	1	2:34.910	33.562	39.195	1:22.153	96.7	53:00.637									
	12	1	2:38.528	40.182	41.975	1:16.371	94.5	55:39.165									
	13	1	2:35.395B	29.936	39.118	1:26.341	96.4	58:14.560									
501	Carlos D. Pedro 1. Carlos D. Pedro 2. Ricardo Pereira Ford Escort RS2000 H81-2000							1	1	3:04.817	1:00.638	43.603	1:20.576	81.1	3:04.817		
	2	1	2:21.663	31.012	37.445	1:13.206	105.8	5:26.480	3	1	2:19.650	29.126	38.597	1:11.927	107.3	7:46.130	
	4	1	2:18.328	29.103	36.745	1:12.480	108.3	10:04.458	5	1	2:16.239	28.162	36.528	1:11.549	110.0	12:20.697	
	6	1	2:16.081	27.821	36.350	1:11.910	110.1	14:36.778	7	1	2:16.749	28.891	37.214	1:10.644	109.6	16:53.527	
	8	1	2:16.314	27.668	37.014	1:11.632	109.9	19:09.841	9	1	2:21.280	27.737	37.568	1:15.975	106.1	21:31.121	
	10	1	2:13.022	27.770	35.301	1:09.951	112.7	23:44.143	11	1	2:12.906	27.517	35.700	1:09.689	112.8	25:57.049	
	12	1	2:14.455	27.794	35.720	1:10.941	111.5	28:11.504	13	1	2:23.816B	27.356	35.022	1:21.438	104.2	30:35.320	
	14	1	5:31.334	3:48.626	34.571	1:08.137	45.2	36:06.654	15	1	2:25.768B	27.056	33.662	1:25.050	102.8	38:32.422	
	16	1	2:49.196	1:08.630	33.806	1:06.760	88.6	41:21.618	17	1	2:06.532	26.801	33.455	1:06.276	118.4	43:28.150	
	18	1	2:04.614	26.462	32.944	1:05.208	120.3	45:32.764	19	1	2:06.633	27.353	33.340	1:05.940	118.3	47:39.397	
	20	1	2:06.031	26.472	33.773	1:05.786	118.9	49:45.428	21	1	2:14.553B	27.583	33.201	1:13.769	111.4	51:59.981	
	22	1	5:02.691	3:23.983	33.343	1:05.365	49.5	57:02.672	23	1	2:04.385	25.776	32.370	1:06.239	120.5	59:07.057	
	24	1	2:02.385	26.202	32.116	1:04.067	122.5	1:01:09.442									
	502	Madalena Gaspar 1. Madalena Gaspar 2. Vasco Ferreira 3. Fernando Gaspar 4. Fernando M. Gaspar VW Golf GTI H81-1600							1	1	8:40.787	6:39.216	43.975	1:17.596	28.8	8:40.787	
2		1	2:23.884	31.272	38.615	1:13.997	104.2	11:04.671	3	1	2:20.925	29.845	37.942	1:13.138	106.3	13:25.596	
4		1	2:30.228	29.895	37.845	1:22.488	99.8	15:55.824	5	1	2:20.845	30.012	37.657	1:13.176	106.4	18:16.669	
6		1	2:26.210	29.616	37.356	1:19.238	102.5	20:42.879	7	1	2:20.165	29.781	37.817	1:12.567	106.9	23:03.044	
8		1	2:46.357B	30.739	40.711	1:34.907	90.1	25:49.401	9	1	4:22.405	2:16.271	43.448	1:22.686	57.1	30:11.806	
10		1	2:48.625B	32.127	40.460	1:36.038	88.9	33:00.431									
221		Paulo Lima 1. Bruno Lima 2. Paulo Lima Mini Cooper Mighty							1	2	3:18.490	57.329	48.838	1:32.323	75.5	3:18.490	
		2	2	2:45.024	36.443	43.475	1:25.106	90.8	6:03.514	3	2	2:36.487	33.311	41.802	1:21.374	95.8	8:40.001
		4	2	2:35.610	33.714	41.392	1:20.504	96.3	11:15.611	5	2	2:34.407	32.052	41.248	1:21.107	97.1	13:50.018
		6	2	2:40.605	34.160	44.656	1:21.789	93.3	16:30.623	7	2	2:41.486	32.094	44.554	1:24.838	92.8	19:12.109
		8	2	2:31.762	31.697	42.008	1:18.057	98.8	21:43.871	9	2	2:29.689	30.996	41.330	1:17.363	100.1	24:13.560
		10	2	2:29.498	30.700	40.237	1:18.561	100.2	26:43.058	11	2	2:40.061B	33.355	40.728	1:25.978	93.6	29:23.119
		12	1	7:07.457	5:06.175	42.178	1:19.104	35.1	36:30.576								
		506	João M. Ribeiro 1. João M. Ribeiro 2. Miguel Ribeiro Alfa Romeo Giulia Super 1.6 H71-1600							1	1	3:31.477				70.9	3:31.477

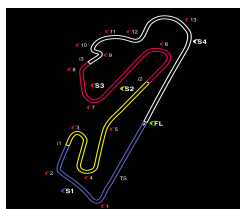


RACE READY
IBERIAN HISTORIC RACING



ESTORIL
CATERHAM
RACING
FESTIVAL

19/21 Nov. 2021



GRUPO 1 2H + TROFEU MINI GRUPO 1 2H + TROFEU MINI QUALIFYING

Volta a volta

— Volta invalidada ■ Melhor marca pessoal ■ Melhor da sessão B Cruzar pelo pit lane

Vlt.	P	Tempo	Inter. 1	Inter. 2	Inter. 3	km/h	Decorrido	Vlt.	P	Tempo	Inter. 1	Inter. 2	Inter. 3	km/h	Decorrido	
523 Nuno Breda Ford Escort RS2000																
1.Nuno Breda H81-2000																
2.António Maia																
1	1	3:56.332	2:00.613	39.345	1:16.374	63.4	3:56.332									
2	1	2:31.504	30.060	41.818	1:19.626	98.9	6:27.836									
3	1	2:19.740	29.870	37.580	1:12.290	107.2	8:47.576									
4	1	2:14.311	28.462	35.968	1:09.881	111.6	11:01.887									
5	1	2:15.444	28.332	36.762	1:10.350	110.6	13:17.331									
6	1	2:14.118	27.853	35.601	1:10.664	111.7	15:31.449									
7	1	2:13.698	27.350	34.927	1:11.421	112.1	17:45.147									
8	1	2:12.574	27.247	35.249	1:10.078	113.0	19:57.721									
9	1	2:11.318	27.868	35.012	1:08.438	114.1	22:09.039									
10	1	2:13.247	28.804	35.418	1:09.025	112.5	24:22.286									
11	1	2:13.245	27.262	35.334	1:10.649	112.5	26:35.531									
12	1	2:10.090	26.807	34.809	1:08.474	115.2	28:45.621									
13	1	2:11.205	26.607	35.066	1:09.532	114.2	30:56.826									
14	1	2:10.377	27.058	34.914	1:08.405	114.9	33:07.203									
15	1	2:24.595	26.731	35.222	1:22.642	103.6	35:31.798									
16	1	4:25.381	2:03.653	43.367	1:38.361	56.5	39:57.179									
17	1	3:16.449	1:03.192	47.798	1:25.459	76.3	43:13.628									
18	1	2:19.392	29.605	36.557	1:13.230	107.5	45:33.020									
19	1	2:32.195	28.983	36.811	1:26.401	98.5	48:05.215									
20	1	3:54.645	2:09.877	35.811	1:08.957	63.9	51:59.860									
21	1	2:09.261	27.166	34.409	1:07.686	115.9	54:09.121									
22	1	2:09.094	26.659	34.806	1:07.629	116.1	56:18.215									
23	1	2:07.646	26.668	33.616	1:07.362	117.4	58:25.861									
24	1	2:08.180	28.019	33.525	1:06.636	116.9	1:00:34.041									
532 Rui Castro Datsun 1200																
1.Rui Castro Production Cup																
2.João Cabaça																
1	1	3:57.058					63.2	3:57.058								
2	1	2:44.883					90.9	6:41.941								
3	1	7:56.674					31.4	14:38.615								
4	1	8:15.924	6:12.316	41.666	1:21.942	30.2	22:54.539									
5	1	2:32.860	32.553	41.439	1:18.868	98.0	25:27.399									
6	1	2:42.051	32.675	41.299	1:28.077	92.5	28:09.450									
7	1	5:53.951	3:49.250	42.868	1:21.833	42.3	34:03.401									
8	1	2:37.766	34.711	41.755	1:21.300	95.0	36:41.167									
9	1	3:01.170	33.196	42.922	1:45.052	82.7	39:42.337									
10	1	2:40.593	37.653	43.082	1:19.858	93.3	42:22.930									
11	1	2:33.577	33.548	40.878	1:19.151	97.6	44:56.507									
12	1	2:31.382	33.235	39.981	1:18.166	99.0	47:27.889									
13	1	2:31.956	33.462	40.192	1:18.302	98.6	49:59.845									
14	1	2:29.504	32.121	39.914	1:17.469	100.2	52:29.349									
15	1	2:31.100	31.663	40.032	1:19.405	99.2	55:00.449									
16	1	2:29.292	31.704	40.042	1:17.546	100.4	57:29.741									
17	1	2:27.997	32.542	39.559	1:15.896	101.3	59:57.738									
535 Rui Moura Toyota Starlet 1300																
1.Carlos Aniceto H81-1300																
2.Rui Moura																
1	2	4:04.196	1:42.515	52.342	1:29.339	61.4	4:04.196									
2	2	2:42.046	36.622	43.940	1:21.484	92.5	6:46.242									
3	2	2:36.100	33.947	42.196	1:19.957	96.0	9:22.342									
4	2	2:48.239	33.773	42.490	1:31.976	89.1	12:10.581									
5	2	7:01.293	4:43.262	53.013	1:25.018	35.6	19:11.874									
6	2	2:44.929	35.768	45.270	1:23.891	90.9	21:56.803									
7	2	2:56.491	35.017	45.344	1:36.130	84.9	24:53.294									
8	1	3:30.882	1:22.305	45.651	1:22.926	71.1	28:24.176									
9	1	2:42.852	34.707	44.224	1:23.921	92.0	31:07.028									
10	1	2:42.879	34.967	43.643	1:24.269	92.0	33:49.907									
11	1	2:40.976	34.191	44.096	1:22.689	93.1	36:30.883									
12	1	3:12.350	34.313	44.962	1:53.075	77.9	39:43.233									
13	1	5:25.011	3:10.477	41.850	1:32.684	46.1	45:08.244									
14	1	4:32.237	2:29.867	44.000	1:18.370	55.1	49:40.481									
15	1	2:32.307	32.572	41.479	1:18.256	98.4	52:12.788									
16	1	2:30.970	32.134	41.795	1:17.041	99.3	54:43.758									
17	1	2:29.076	31.951	40.443	1:16.682	100.5	57:12.834									
18	1	2:29.855	31.049	40.991	1:17.815	100.0	59:42.689									
19	1	2:29.324	31.449	41.402	1:16.473	100.4	1:02:12.013									
536 Tiago Silva BMW 323 I																
1.Tiago Silva H81-MAX																
2.Ricardo Ferrão																
3.Fernando Xavier																
4.Antonio P. Santos																
1	1	5:08.612	3:06.634	47.131	1:14.847	48.6	5:08.612									
2	1	2:18.119	29.049	37.442	1:11.628	108.5	7:26.731									
3	1	2:19.335	29.192	38.967	1:11.176	107.6	9:46.066									
4	1	2:34.085	28.533	36.137	1:29.415	97.3	12:20.151									
5	1	4:01.775	2:07.589	39.357	1:14.829	62.0	16:21.926									
6	1	2:41.908	29.687	58.901	1:13.320	92.6	19:03.834									
7	1	2:32.059	29.101	49.424	1:13.534	98.6	21:35.893									
8	1	2:17.637	28.782	36.957	1:11.898	108.9	23:53.530									

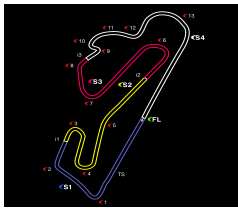


RACE READY
IBERIAN HISTORIC RACING



ESTORIL
CATERHAM
RACING
FESTIVAL

19/21 Nov. 2021



GRUPO 1 2H + TROFEU MINI GRUPO 1 2H + TROFEU MINI QUALIFYING

Volta a volta

— Volta invalidada ■ Melhor marca pessoal ■ Melhor da sessão B Cruzar pelo pit lane

Vlt.	P	Tempo	Inter. 1	Inter. 2	Inter. 3	km/h	Decorrido	Vlt.	P	Tempo	Inter. 1	Inter. 2	Inter. 3	km/h	Decorrido		
567	Alberto Xavier 1. Alberto Xavier 2. Cesar Machado							Datsun 1200 Production Cup	11	1	3:06.542	B	27.332	34.437	2:04.773	80.3	30:59.766
	12	1	5:25.133	3:34.531	37.517	1:13.085	46.1	36:24.899									
	13	1	2:23.174	28.475	35.959	1:18.740	104.7	38:48.073									
	14	1	2:26.605	32.973	37.317	1:16.315	102.2	41:14.678									
	15	1	2:15.130	28.706	35.853	1:10.571	110.9	43:29.808									
	16	1	2:17.006	28.622	35.315	1:13.069	109.4	45:46.814									
	17	1	2:27.443	B	28.860	35.766	1:22.817	101.6	48:14.257								
	18	1	4:24.066	2:40.929	35.328	1:07.809	56.8	52:38.323									
	19	1	2:13.131	28.776	35.938	1:08.417	112.6	54:51.454									
	20	1	2:14.060	27.349	34.868	1:11.843	111.8	57:05.514									
	21	1	2:06.772	26.281	32.871	1:07.620	118.2	59:12.286									
	22	1	2:10.830	26.786	34.866	1:09.178	114.6	1:01:23.116									
	577	Vitor Sampaio 1. Vitor Sampaio 2. Vasco Sampaio							Datsun 1200 Production Cup	1	1	4:29.787	2:15.821	48.186	1:25.780	55.6	4:29.787
		2	1	2:41.029	34.312	43.668	1:23.049	93.1	7:10.816								
		3	1	2:39.422	33.543	43.403	1:22.476	94.0	9:50.238								
		4	1	2:37.946	33.130	43.190	1:21.626	94.9	12:28.184								
5		1	3:10.680	B	33.239	43.177	1:54.264	78.6	15:38.864								
6		1	4:13.291	2:08.309	43.819	1:21.163	59.2	19:52.155									
7		1	2:36.192	33.117	42.621	1:20.454	96.0	22:28.347									
8		1	2:35.831	33.211	42.495	1:20.125	96.2	25:04.178									
9		1	2:50.501	B	32.911	43.148	1:34.442	87.9	27:54.679								
10		1	4:53.055	2:46.340	44.048	1:22.667	51.1	32:47.734									
11		1	2:40.022	34.373	43.447	1:22.202	93.7	35:27.756									
12		1	2:56.595	B	34.247	42.464	1:39.884	84.9	38:24.351								
13		1	4:16.938	2:14.247	42.695	1:19.996	58.3	42:41.289									
14		1	2:36.461	33.008	41.972	1:21.481	95.8	45:17.750									
15		1	2:34.470	32.748	41.471	1:20.251	97.0	47:52.220									
16		1	2:35.500	33.406	41.842	1:20.252	96.4	50:27.720									
17	1	2:36.117	33.256	42.474	1:20.387	96.0	53:03.837										
18	1	2:43.467	33.571	42.967	1:26.929	91.7	55:47.304										
19	1	2:32.327	32.433	41.447	1:18.447	98.4	58:19.631										
580	Pedro Reis 1. Pedro Reis 2. Paulo Costa							Datsun 1200 Production Cup	1	1	9:06.322	6:48.941	50.188	1:27.193	27.4	9:06.322	
	2	1	2:43.276	34.709	44.190	1:24.377	91.8	11:49.598									
	3	1	2:38.598	33.145	45.160	1:20.293	94.5	14:28.196									
	4	1	2:39.294	33.254	43.575	1:22.465	94.1	17:07.490									
	5	1	2:46.956	33.902	41.858	1:31.196	89.8	19:54.446									
	6	1	2:35.629	33.429	42.489	1:19.711	96.3	22:30.075									
	7	1	2:53.218	B	38.197	43.725	1:31.296	86.5	25:23.293								
	8	1	6:56.736	4:58.132	41.688	1:16.916	36.0	32:20.029									
	9	1	2:28.604	31.677	40.442	1:16.485	100.9	34:48.633									
	10	1	2:26.646	31.174	40.056	1:15.416	102.2	37:15.279									
	11	1	2:35.232	32.781	40.159	1:22.292	96.5	39:50.511									
	12	1	2:32.280	32.805	40.308	1:19.167	98.4	42:22.791									
	13	1	2:28.854	31.186	40.725	1:16.943	100.7	44:51.645									
	14	1	2:25.319	31.069	39.164	1:15.086	103.1	47:16.964									
	15	1	2:28.280	31.984	39.605	1:16.691	101.1	49:45.244									
	16	1	2:25.165	30.588	38.937	1:15.640	103.2	52:10.409									
17	1	2:41.267	35.768	41.026	1:24.473	92.9	54:51.676										
18	1	2:23.317	30.147	38.671	1:14.499	104.6	57:14.993										
573	Andre C. Pinheiro 1. Andre C. Pinheiro 2. Ernesto Silva Vieira							Jaguar XJS V12 H81-Max	1	1	3:00.689	50.811	45.203	1:24.675	82.9	3:00.689	
	2	1	2:29.496	32.857	39.693	1:16.946	100.2	5:30.185									
	3	1	2:23.885	30.805	39.298	1:13.782	104.2	7:54.070									
	4	1	2:20.157	29.878	37.748	1:12.531	106.9	10:14.227									
	5	1	2:20.159	30.406	37.981	1:11.772	106.9	12:34.386									
	6	1	2:35.896	B	29.855	39.188	1:26.853	96.1	15:10.282								
	7	1	6:06.811	4:15.772	37.666	1:13.373	40.9	21:17.093									
	8	1	2:13.932	29.584	35.382	1:08.966	111.9	23:31.025									
	9	1	2:11.776	27.797	35.561	1:08.418	113.7	25:42.801									
	10	1	2:10.423	27.657	34.715	1:08.051	114.9	27:53.224									

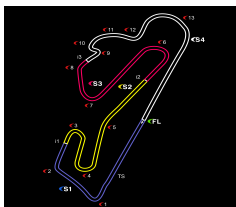


RACE READY
IBERIAN HISTORIC RACING



ESTORIL
CATERHAM
RACING
FESTIVAL

19/21 Nov. 2021



GRUPO 1 2H + TROFEU MINI GRUPO 1 2H + TROFEU MINI QUALIFYING

Volta a volta

— Volta invalidada ■ Melhor marca pessoal ■ Melhor da sessão B Cruzar pelo pit lane

Vlt.	P	Tempo	Inter. 1	Inter. 2	Inter. 3	km/h	Decorrido	Vlt.	P	Tempo	Inter. 1	Inter. 2	Inter. 3	km/h	Decorrido
16	1	2:35.979	31.549	40.654	1:23.776	96.1	49:04.195								
17	1	2:29.995	32.559	40.779	1:16.657	99.9	51:34.190								
18	1	2:28.252	31.575	40.198	1:16.479	101.1	54:02.442								
19	1	2:27.765	31.238	40.500	1:16.027	101.4	56:30.207								

595	António Fresco			Ford Capri MKIII
	1. António Fresco	3. Rui Lameiras		H81-MAX
	2. José Fresco			

1	1	3:04.465	56.485	43.831	1:24.149	81.2	3:04.465
2	1	2:31.267	34.060	39.904	1:17.303	99.1	5:35.732
3	1	2:25.236	30.060	37.947	1:17.229	103.2	8:00.968
4	1	2:22.875	29.904	37.327	1:15.644	104.9	10:23.843
5	1	2:22.732	29.897	38.274	1:14.561	105.0	12:46.575
6	1	2:26.679	29.268	39.943	1:17.468	102.2	15:13.254
7	1	2:24.993	31.498	38.990	1:14.505	103.4	17:38.247
8	1	2:36.093 B	29.406	37.692	1:28.995	96.0	20:14.340
9	1	16:42.436	...	38.213	1:21.781	15.0	36:56.776
10	1	2:49.083	30.814	44.295	1:33.974	88.6	39:45.859
11	1	2:22.472	32.695	37.702	1:12.075	105.2	42:08.331
12	1	2:16.443	28.585	35.978	1:11.880	109.8	44:24.774
13	1	2:14.064	28.940	35.642	1:09.482	111.8	46:38.838
14	1	2:36.723 B	31.184	38.799	1:26.740	95.6	49:15.561
15	1	4:35.226	2:44.015	37.784	1:13.427	54.5	53:50.787
16	1	2:17.757	29.113	36.079	1:12.565	108.8	56:08.544
17	1	2:19.036	29.206	36.627	1:13.203	107.8	58:27.580
18	1	2:23.817	29.919	38.092	1:15.806	104.2	1:00:51.397