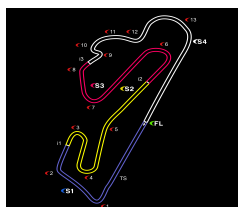




RACE READY  
IBERIAN HISTORIC RACING



ESTORIL  
CATERHAM  
RACING  
FESTIVAL



# CARRERA DE LOS 80s CARRERA DE LOS 80s RACE

Volta a volta

— Volta invalidada    ■ Melhor marca pessoal    ■ Melhor da sessão    B Cruzar pelo pit lane

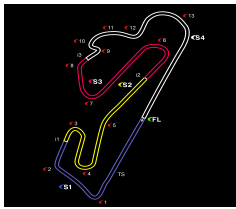
Vlt.	P	Tempo	Inter. 1	Inter. 2	Inter. 3	km/h	Decorrido	Vlt.	P	Tempo	Inter. 1	Inter. 2	Inter. 3	km/h	Decorrido	
<b>12</b>	<b>Manuel Ferrão</b> 1.Manuel Ferrão							Ford Escort RS 1800 GR2								
	1	1	2:13.752	32.695	34.629	1:06.428	112.0	2:13.752	21	1	2:07.112	26.772	34.636	1:05.704	117.9	46:28.525
	2	1	2:06.575	27.228	33.731	1:05.616	118.4	4:20.327	22	1	2:07.949	26.224	34.718	1:07.007	117.1	48:36.474
	3	1	2:04.583	27.105	33.458	1:04.020	120.3	6:24.910	23	1	2:18.566	32.220	36.902	1:09.444	108.2	50:55.040
	4	1	2:05.739	26.459	34.797	1:04.483	119.2	8:30.649	24	1	2:10.759	27.813	35.849	1:07.097	114.6	53:05.799
	5	1	2:04.255	<b>25.834</b>	33.318	1:05.103	120.6	10:34.904	25	1	2:11.813	27.822	36.685	1:07.306	113.7	55:17.612
	6	1	2:04.197	26.884	<b>33.144</b>	1:04.169	120.7	12:39.101	26	1	2:11.037	28.504	35.337	1:07.196	114.4	57:28.649
	7	1	2:04.502	26.580	33.879	1:04.043	120.4	14:43.603	27	1	2:13.419	29.539	36.614	1:07.266	112.3	59:42.068
	8	1	2:04.565	26.167	34.171	1:04.227	120.3	16:48.168	28	1	2:42.131	31.229	38.135	1:32.767	92.4	1:02:24.199
	9	1	2:04.473	26.288	34.051	1:04.134	120.4	18:52.641	<div style="border: 1px solid black; padding: 5px;"><b>80</b></div> <b>Juan A. Borrás</b> 1.Juan A. Borrás 2.Jose Antonio Zorrilla Honda Civic T2000							
	10	1	2:05.356	26.229	33.839	1:05.288	119.6	20:57.997								
	11	1	<b>2:03.663</b>	26.061	33.639	<b>1:03.963</b>	121.2	23:01.660								
	12	1	2:04.871	26.159	33.950	1:04.762	120.0	25:06.531								
	13	1	2:04.449	25.988	34.333	1:04.128	120.4	27:10.980								
	14	1	2:14.321	B 26.584	33.915	1:13.822	111.6	29:25.301								
	15	1	3:31.809	1:53.941	33.779	1:04.089	70.8	32:57.110								
	16	1	2:06.780	26.600	34.579	1:05.601	118.2	35:03.890								
	17	1	2:05.605	26.622	33.395	1:05.588	119.3	37:09.495								
	18	1	2:05.111	26.205	33.848	1:05.058	119.8	39:14.606								
	19	1	2:05.338	26.501	34.160	1:04.677	119.6	41:19.944								
	20	1	2:05.722	26.025	34.011	1:05.686	119.2	43:25.666								
21	1	2:07.022	26.187	34.677	1:06.158	118.0	45:32.688									
22	1	2:09.227	27.202	34.452	1:07.573	116.0	47:41.915									
23	1	2:08.684	27.386	35.154	1:06.144	116.5	49:50.599									
24	1	2:07.421	27.278	33.995	1:06.148	117.6	51:58.020									
25	1	2:08.563	26.797	35.185	1:06.581	116.6	54:06.583									
26	1	2:09.644	27.875	34.912	1:06.857	115.6	56:16.227									
27	1	2:06.624	26.850	33.977	1:05.797	118.4	58:22.851									
28	1	2:10.257	27.609	34.892	1:07.756	115.1	1:00:33.108									
29	1	2:10.260	27.745	35.549	1:06.966	115.1	1:02:43.368									
<b>62</b>	<b>Jorge Correia</b> 1.Jorge Correia							Ford Capri GR2								
	1	1	2:14.655	33.574	34.850	1:06.231	111.3	2:14.655	1	1	2:14.132	32.217	34.922	1:06.993	111.7	2:14.132
	2	1	2:06.923	27.546	<b>33.747</b>	1:05.630	118.1	4:21.578	2	1	2:10.106	28.527	35.148	1:06.431	115.2	4:24.238
	3	1	2:08.117	27.664	33.811	1:06.642	117.0	6:29.695	3	1	2:09.388	27.567	35.089	1:06.732	115.8	6:33.626
	4	1	2:07.820	26.859	34.302	1:06.659	117.2	8:37.515	4	1	2:07.625	26.848	34.991	1:05.786	117.4	8:41.251
	5	1	2:07.221	27.140	34.073	1:06.008	117.8	10:44.736	5	1	<b>2:06.365</b>	<b>26.273</b>	<b>34.666</b>	<b>1:05.426</b>	118.6	10:47.616
	6	1	2:07.413	26.916	34.314	1:06.183	117.6	12:52.149	6	1	2:08.012	26.659	35.020	1:06.333	117.1	12:55.628
	7	1	2:07.367	26.919	34.439	1:06.009	117.7	14:59.516	7	1	2:08.570	26.564	35.375	1:06.631	116.6	15:04.198
	8	1	2:09.082	27.756	34.941	1:06.385	116.1	17:08.598	8	1	2:10.728	27.756	35.763	1:07.209	114.6	17:14.926
	9	1	2:06.840	27.009	34.303	1:05.528	118.2	19:15.438	9	1	2:10.199	27.303	35.852	1:07.044	115.1	19:25.125
	10	1	2:06.780	27.147	34.154	1:05.479	118.2	21:22.218	10	1	2:11.194	27.098	35.899	1:08.197	114.2	21:36.319
	11	1	2:07.353	26.863	34.169	1:06.321	117.7	23:29.571	11	1	2:16.210	28.416	37.860	1:09.934	110.0	23:52.529
	12	1	<b>2:05.892</b>	26.391	34.149	1:05.352	119.0	25:35.463	12	1	2:14.615	28.313	37.317	1:08.985	111.3	26:07.144
	13	1	2:14.587	B 27.212	34.662	1:12.713	111.4	27:50.050	13	1	2:15.046	28.243	37.945	1:08.858	111.0	28:22.190
	14	1	3:46.299	2:05.223	35.169	1:05.907	66.2	31:36.349	14	1	2:14.889	28.454	37.211	1:09.224	111.1	30:37.079
	15	1	2:06.641	<b>26.078</b>	34.454	1:06.109	118.3	33:42.990	15	1	2:24.518	B 28.280	36.972	1:19.266	103.7	33:01.597
	16	1	2:05.899	26.544	34.253	<b>1:05.102</b>	119.0	35:48.889	16	2	4:03.457	2:11.104	39.749	1:12.604	61.6	37:05.054
	17	1	2:06.881	26.172	34.849	1:05.860	118.1	37:55.770	17	2	2:20.690	30.246	37.644	1:12.800	106.5	39:25.744
	18	1	2:07.700	26.755	34.850	1:06.095	117.4	40:03.470	18	2	2:26.323	31.569	39.154	1:15.600	102.4	41:52.067
	19	1	2:06.393	27.008	34.180	1:05.205	118.6	42:09.863	19	2	2:29.736	31.657	39.176	1:18.903	100.1	44:21.803
	20	1	2:11.550	28.512	35.978	1:07.060	113.9	44:21.413	20	2	2:28.161	31.952	39.781	1:16.428	101.2	46:49.964
<b>105</b>	<b>Filipe Nogueira</b> 1.Filipe Nogueira							Ford Escort MK1 GR2								
	1	1	2:13.450	31.035	35.064	1:07.351	112.3	2:13.450	21	2	2:28.610	31.835	41.425	1:15.350	100.8	49:18.574
	2	1	2:06.827	28.010	33.425	1:05.392	118.2	4:20.277	22	2	2:27.334	31.560	40.124	1:15.650	101.7	51:45.908
	3	1	2:02.974	26.497	32.853	1:03.624	121.9	6:23.251	23	2	2:29.403	34.486	43.198	1:21.719	94.0	54:25.311
	4	1	<b>2:01.152</b>	25.703	<b>32.529</b>	1:02.920	123.7	8:24.403	24	2	2:43.247	36.328	44.443	1:22.476	91.8	57:08.558
	5	1	2:01.442	25.921	32.628	<b>1:02.893</b>	123.4	10:25.845	25	2	2:45.171	37.095	44.220	1:23.856	90.7	59:53.729
	6	1	2:03.335	26.444	32.982	1:03.909	121.5	12:29.180	26	2	2:46.844	37.780	43.808	1:25.256	89.8	1:02:40.573
	7	1	2:05.295	26.540	34.480	1:04.275	119.6	14:34.475	<div style="border: 1px solid black; padding: 5px;"><b>105</b></div> <b>Filipe Nogueira</b> 1.Filipe Nogueira Ford Escort MK1 GR2							
	8	1	2:04.386	25.917	32.916	1:05.553	120.5	16:38.861								
	9	1	2:07.649	26.990	34.824	1:05.835	117.4	18:46.510								
	10	1	2:04.868	27.051	33.923	1:03.894	120.0	20:51.378								
	11	1	2:03.070	26.139	33.012	1:03.919	121.8	22:54.448								
	12	1	2:02.793	25.970	33.345	1:03.478	122.0	24:57.241								
	13	1	2:04.756	25.736	32.886	1:06.134	120.1	27:01.997								
	14	1	2:09.771	B 26.857	32.780	1:10.134	115.5	29:11.768								
15	1	3:34.296	1:56.508	33.571	1:04.217	69.9	32:46.064									



RACE READY  
IBERIAN HISTORIC RACING



ESTORIL  
CATERHAM  
RACING  
FESTIVAL



# CARRERA DE LOS 80s CARRERA DE LOS 80s RACE

Volta a volta

— Volta invalidada    ■ Melhor marca pessoal    ■ Melhor da sessão    B Cruzar pelo pit lane

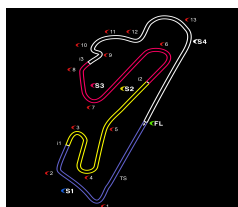
Vlt.	P	Tempo	Inter. 1	Inter. 2	Inter. 3	km/h	Decorrido	Vlt.	P	Tempo	Inter. 1	Inter. 2	Inter. 3	km/h	Decorrido
16	1	2:04.173	25.575	33.402	1:05.196	120.7	34:50.237	21	2	1:59.276	24.716	31.769	1:02.791	125.6	43:02.495
17	1	2:04.434	25.878	33.442	1:05.114	120.4	36:54.671	22	2	1:57.771	24.721	31.163	1:01.887	127.3	45:00.266
18	1	2:04.990	26.801	33.526	1:04.663	119.9	38:59.661	23	2	1:58.167	24.946	31.247	1:01.974	126.8	46:58.433
19	1	2:03.925	25.840	33.520	1:04.565	120.9	41:03.586	24	2	1:57.755	24.777	31.126	1:01.852	127.3	48:56.188
20	1	2:04.193	26.536	33.070	1:04.587	120.7	43:07.779	25	2	1:57.904	24.574	31.105	1:02.225	127.1	50:54.092
21	1	2:06.687	26.659	34.070	1:05.958	118.3	45:14.466	26	2	2:00.081	24.858	31.525	1:03.698	124.8	52:54.173
22	1	2:06.595	26.755	34.410	1:05.430	118.4	47:21.061	27	2	2:00.291	25.901	32.042	1:02.348	124.6	54:54.464
23	1	2:07.306	26.648	34.317	1:06.341	117.7	49:28.367	28	2	1:56.906	24.457	31.081	1:01.368	128.2	56:51.370
24	1	2:06.475	26.700	33.830	1:05.945	118.5	51:34.842	29	2	1:59.372	25.012	31.926	1:02.434	125.5	58:50.742
25	1	2:07.843	26.651	33.655	1:07.537	117.2	53:42.685	30	2	2:01.758	25.492	32.616	1:03.650	123.1	1:00:52.500
26	1	2:06.528	26.789	34.012	1:05.727	118.4	55:49.213	<b>523</b> Nuno Breda Ford Escort RS2000 GR1							
27	1	2:09.580	27.041	34.370	1:08.169	115.7	57:58.793	1. Nuno Breda							
28	1	2:12.302	27.977	35.246	1:09.079	113.3	1:00:11.095	2. António Maia							
29	1	2:06.561	27.261	33.867	1:05.433	118.4	1:02:17.656								
<b>167</b> João Neves Datsun 1200 T1400															
1. João Neves															
2. Paulo Santos															
1	1	2:18.072	33.330	36.288	1:08.454	108.5	2:18.072	1	1	2:13.630	31.375	35.097	1:07.158	112.2	2:13.630
2	1	2:12.603	28.359	35.234	1:09.010	113.0	4:30.675	2	1	2:08.276	28.134	34.190	1:05.952	116.8	4:21.906
3	1	2:11.967	27.763	35.400	1:08.804	113.6	6:42.642	3	1	2:03.246	26.770	32.977	1:03.499	121.6	6:25.152
4	1	2:10.695	27.896	34.875	1:07.924	114.7	8:53.337	4	1	2:03.903	26.398	33.755	1:03.750	121.0	8:29.055
5	1	2:11.563	27.519	35.244	1:08.800	113.9	11:04.900	5	1	2:02.914	25.804	33.423	1:03.687	121.9	10:31.969
6	1	2:12.176	28.067	35.425	1:08.684	113.4	13:17.076	6	1	2:01.616	25.520	32.803	1:03.293	123.2	12:33.585
7	1	2:11.161	27.967	34.904	1:08.290	114.3	15:28.237	7	1	2:02.118	25.520	33.135	1:03.463	122.7	14:35.703
8	1	2:10.058	27.441	34.866	1:07.751	115.2	17:38.295	8	1	2:01.747	25.343	32.947	1:03.457	123.1	16:37.450
9	1	2:10.286	27.390	34.579	1:08.317	115.0	19:48.581	9	1	2:02.355	25.513	33.170	1:03.672	122.5	18:39.805
10	1	2:09.977	27.590	34.760	1:07.627	115.3	21:58.558	10	1	2:03.005	25.602	33.658	1:03.745	121.8	20:42.810
11	1	2:09.247	27.404	34.667	1:07.176	116.0	24:07.805	11	1	2:03.901	25.951	33.596	1:04.354	121.0	22:46.711
12	1	2:08.964	27.306	34.416	1:07.242	116.2	26:16.769	12	1	2:03.516	25.724	33.691	1:04.101	121.3	24:50.227
13	1	2:25.314 B	28.001	36.805	1:20.508	103.1	28:42.083	13	1	2:12.538 B	26.604	33.500	1:12.434	113.1	27:02.765
14	2	4:03.680	2:18.255	36.521	1:08.904	61.5	32:45.763	14	2	3:48.857	2:11.547	33.366	1:03.944	65.5	30:51.622
15	2	2:35.057 B	28.696	39.801	1:26.560	96.7	35:20.820	15	2	2:02.894	26.181	32.944	1:03.769	121.9	32:54.516
<b>347</b> Nuno Nunes Porsche 964RS GTCOPA															
1. Nuno Nunes															
2. José Carvalhosa															
1	1	1:59.425	27.011	31.252	1:01.162	125.5	1:59.425	16	2	2:02.691	25.505	33.195	1:03.991	122.2	34:57.207
2	1	1:58.100	24.479	32.048	1:01.573	126.9	3:57.525	17	2	2:02.481	25.546	32.976	1:03.959	122.4	36:59.688
3	1	1:56.977	24.461	31.462	1:01.054	128.1	5:54.502	18	2	2:01.843	25.381	33.038	1:03.424	123.0	39:01.531
4	1	1:57.044	24.006	31.347	1:01.691	128.0	7:51.546	19	2	2:02.069	25.582	32.970	1:03.517	122.8	41:03.600
5	1	1:57.145	24.335	31.629	1:01.181	127.9	9:48.691	20	2	2:01.598	25.523	33.156	1:02.919	123.2	43:05.198
6	1	1:57.271	24.461	31.536	1:01.274	127.8	11:45.962	21	2	2:01.864	25.423	32.833	1:03.608	123.0	45:07.062
7	1	1:57.032	24.399	31.222	1:01.411	128.1	13:42.994	22	2	2:02.387	25.550	33.199	1:03.638	122.5	47:09.449
8	1	1:57.595	24.585	31.489	1:01.521	127.4	15:40.589	23	2	2:03.116	25.431	33.105	1:04.580	121.7	49:12.565
9	1	1:55.526	24.036	30.979	1:00.511	129.7	17:36.115	24	2	2:02.794	25.557	33.778	1:03.459	122.0	51:15.359
10	1	1:57.510	24.027	31.259	1:02.224	127.5	19:33.625	25	2	2:02.190	25.540	33.136	1:03.514	122.7	53:17.549
11	1	1:56.372	23.932	31.734	1:00.706	128.8	21:29.997	26	2	2:01.082	25.241	33.120	1:02.721	123.8	55:18.631
12	1	1:57.656	24.032	31.573	1:02.051	127.4	23:27.653	27	2	2:02.357	25.058	33.226	1:04.073	122.5	57:20.988
13	1	1:57.724	24.677	31.781	1:01.266	127.3	25:25.377	28	2	2:03.121	25.810	33.384	1:03.927	121.7	59:24.109
14	1	1:57.431	24.330	31.639	1:01.462	127.6	27:22.808	29	2	2:05.955	26.020	33.724	1:06.211	119.0	1:01:30.064
15	1	1:56.861	24.191	31.599	1:01.071	128.2	29:19.669	<b>536</b> Francisco Pinto BMW 323i GR1							
16	1	2:10.046 B	24.566	32.118	1:13.362	115.2	31:29.715	1. Francisco Pinto							
17	2	3:33.434	1:55.309	32.902	1:05.223	70.2	35:03.149								
18	2	2:00.264	25.150	31.776	1:03.338	124.6	37:03.413	1	1	2:07.574	29.217	34.939	1:03.418	117.5	2:07.574
19	2	2:01.606	25.375	32.151	1:04.080	123.2	39:05.019	2	1	2:03.307	25.922	33.661	1:03.724	121.5	4:10.881
20	2	1:58.200	24.662	31.545	1:01.993	126.8	41:03.219	3	1	2:04.050	25.945	33.820	1:04.285	120.8	6:14.931
								4	1	2:03.815	25.875	34.132	1:03.808	121.0	8:18.746
								5	1	2:03.917	25.747	33.853	1:04.317	120.9	10:22.663
								6	1	2:03.783	25.996	33.907	1:03.880	121.1	12:26.446
								7	1	2:04.900	25.602	35.138	1:04.160	120.0	14:31.346
								8	1	2:03.696	26.172	33.908	1:03.616	121.2	16:35.042
								9	1	2:10.947 B	26.097	33.558	1:11.292	114.4	18:45.989
								10	1	3:31.879	1:53.775	33.676	1:04.428	70.7	22:17.868



RACE READY  
IBERIAN HISTORIC RACING



ESTORIL  
CATERHAM  
RACING  
FESTIVAL



# CARRERA DE LOS 80s

## CARRERA DE LOS 80s

### RACE

Volta a volta

— Volta invalidada    ■ Melhor marca pessoal    ■ Melhor da sessão    B Cruzar pelo pit lane

Vlt.	P	Tempo	Inter. 1	Inter. 2	Inter. 3	km/h	Decorrido	Vlt.	P	Tempo	Inter. 1	Inter. 2	Inter. 3	km/h	Decorrido
11	1	2:02.864	25.453	33.607	1:03.804	122.0	24:20.732								
12	1	2:03.464	25.613	34.031	1:03.820	121.4	26:24.196								
13	1	2:03.573	25.725	33.577	1:04.271	121.3	28:27.769								
14	1	2:03.716	26.074	33.703	1:03.939	121.1	30:31.485								
15	1	2:05.380	27.496	33.984	1:03.900	119.5	32:36.865								
16	1	2:14.758B	26.042	34.344	1:14.372	111.2	34:51.623								
17	1	2:50.048	1:11.732	34.045	1:04.271	88.1	37:41.671								
18	1	2:04.574	26.194	34.093	1:04.287	120.3	39:46.245								
19	1	2:04.577	26.218	34.075	1:04.284	120.3	41:50.822								
20	1	2:42.456B	26.152	37.518	1:38.786	92.3	44:33.278								

541

**Francisco Pinto Abreu**  
1.Francisco Pinto Abreu

Datsun 1200  
T1400

1	1	2:36.002	37.958	40.813	1:17.231	96.1	2:36.002
2	1	2:30.832	32.700	40.844	1:17.288	99.4	5:06.834
3	1	2:30.312	32.546	40.974	1:16.792	99.7	7:37.146
4	1	2:28.629	31.856	40.566	1:16.207	100.8	10:05.775
5	1	2:28.699	31.611	40.539	1:16.549	100.8	12:34.474
6	1	2:26.739	30.886	40.784	1:15.069	102.1	15:01.213
7	1	2:26.763	31.290	40.155	1:15.318	102.1	17:27.976
8	1	2:26.910	31.227	40.105	1:15.578	102.0	19:54.886
9	1	2:25.709	30.694	40.011	1:15.004	102.9	22:20.595
10	1	2:25.121	30.697	39.766	1:14.658	103.3	24:45.716
11	1	2:26.029	31.090	40.128	1:14.811	102.6	27:11.745
12	1	2:38.750B	31.052	39.982	1:27.716	94.4	29:50.495
13	1	3:44.980	1:49.524	40.302	1:15.154	66.6	33:35.475
14	1	2:25.197	30.927	40.031	1:14.239	103.2	36:00.672
15	1	2:25.662	30.668	39.765	1:15.229	102.9	38:26.334
16	1	2:25.923	30.849	40.004	1:15.070	102.7	40:52.257
17	1	2:25.482	31.032	40.084	1:14.366	103.0	43:17.739
18	1	2:24.553	30.511	39.923	1:14.119	103.7	45:42.292
19	1	2:24.524	30.399	39.925	1:14.200	103.7	48:06.816
20	1	2:25.063	30.708	39.956	1:14.399	103.3	50:31.879
21	1	2:36.507B	30.876	40.259	1:25.372	95.8	53:08.386
22	1	2:46.627	51.236	40.073	1:15.318	89.9	55:55.013
23	1	2:25.056	30.444	39.780	1:14.832	103.3	58:20.069
24	1	2:26.434	32.301	39.550	1:14.583	102.3	1:00:46.503
25	1	2:25.216	30.710	39.806	1:14.700	103.2	1:03:11.719