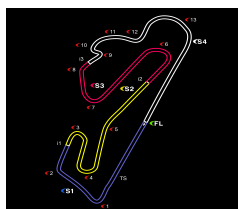




RACE READY
IBERIAN HISTORIC RACING



ESTORIL
CATERHAM
RACING
FESTIVAL



HE 250KM ESTORIL HISTORIC ENDURANCE 250 KM ESTORIL RACE

Volta a volta

— Volta invalidada ■ Melhor marca pessoal ■ Melhor da sessão B Cruzar pelo pit lane

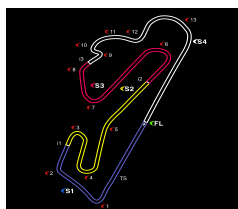
Vlt.	P	Tempo	Inter. 1	Inter. 2	Inter. 3	km/h	Decorrido	Vlt.	P	Tempo	Inter. 1	Inter. 2	Inter. 3	km/h	Decorrido
1 AECD Porsche 356 H65 1. Guillermo Velasco 2. Francisco Freitas								2 João Mira Gomes Lotus Seven GTP 1. João Mira Gomes 2. Nuno Afoito							
1	1	2:41.085	45.380	40.319	1:15.386	93.0	2:41.085	2	1	2:04.256	26.901	32.965	1:04.390	120.6	4:18.360
2	1	2:21.486	29.941	38.731	1:12.814	105.9	5:02.571	3	1	2:03.639	26.713	32.327	1:04.599	121.2	6:21.999
3	1	2:20.823	30.500	38.397	1:11.926	106.4	7:23.394	4	1	2:01.767	26.298	31.909	1:03.560	123.1	8:23.766
4	1	2:21.979	29.093	38.272	1:14.614	105.6	9:45.373	5	1	2:03.894	25.875	32.309	1:05.710	121.0	10:27.660
5	1	2:29.567	29.702	39.847	1:20.018	100.2	12:14.940	6	1	6:18.125B	3:16.727	1:03.418	1:57.980	39.6	16:45.785
6	1	2:58.718	46.573	51.377	1:20.768	83.9	15:13.658	7	2	23:59.022	...	36.303	1:07.923	10.4	40:44.807
7	1	2:27.872	33.034	39.614	1:15.224	101.3	17:41.530	8	2	2:07.525	26.854	34.038	1:06.633	117.5	42:52.332
8	1	2:22.767	31.536	38.614	1:12.617	105.0	20:04.297	9	2	2:10.338	26.804	32.647	1:10.887	115.0	45:02.670
9	1	2:19.613	29.498	37.788	1:12.327	107.3	22:23.910	10	2	2:03.638	26.455	32.675	1:04.508	121.2	47:06.308
10	1	2:22.178	29.271	38.104	1:14.803	105.4	24:46.088	11	2	2:02.971	26.100	32.614	1:04.257	121.9	49:09.279
11	1	2:20.755	29.587	39.020	1:12.148	106.5	27:06.843	12	2	2:02.419	25.595	32.676	1:04.148	122.4	51:11.698
12	1	2:30.413B	31.933	37.747	1:20.733	99.6	29:37.256	13	2	2:03.958	26.008	32.398	1:05.552	120.9	53:15.656
13	2	3:41.533	1:53.725	36.455	1:11.353	67.7	33:18.789	14	2	2:04.071	26.882	32.639	1:04.550	120.8	55:19.727
14	2	2:14.074	28.576	36.368	1:09.130	111.8	35:32.863	15	2	2:02.474	24.908	32.752	1:04.814	122.4	57:22.201
15	2	2:16.552	27.681	36.573	1:12.298	109.8	37:49.415	16	2	2:14.686B	25.711	33.226	1:15.749	111.3	59:36.887
16	2	2:17.232	28.958	36.745	1:11.529	109.2	40:06.647	17	1	6:59.613	5:09.372	37.239	1:13.002	35.7	1:06:36.500
17	2	2:14.171	28.259	36.509	1:09.403	111.7	42:20.818	18	1	2:05.106	27.555	32.763	1:04.788	119.8	1:08:41.606
18	2	2:13.689	27.964	36.230	1:09.495	112.1	44:34.507	19	1	2:04.312	26.340	32.641	1:05.331	120.6	1:10:45.918
19	2	2:19.639	29.127	36.533	1:13.979	107.3	46:54.146	20	1	2:00.697	25.501	31.465	1:03.731	124.2	1:12:46.615
20	2	2:15.809	29.688	36.407	1:09.714	110.4	49:09.955	21	1	2:29.122	28.463	33.904	1:26.755	100.5	1:15:15.737
21	2	2:15.574	29.545	36.455	1:09.574	110.5	51:25.529	22	1	3:25.132	50.121	1:05.085	1:29.926	73.1	1:18:40.869
22	2	2:21.687B	28.061	36.083	1:17.543	105.8	53:47.216	23	1	2:05.562	27.183	33.184	1:05.195	119.4	1:20:46.431
23	2	4:11.526	2:17.901	39.601	1:14.024	59.6	57:58.742	24	1	2:19.165B	26.196	33.065	1:19.904	107.7	1:23:05.596
24	2	2:23.099	30.645	38.155	1:14.299	104.7	1:00:21.841	25	1	3:14.475	1:35.794	33.468	1:05.213	77.1	1:26:20.071
25	2	2:19.439	29.358	38.113	1:11.968	107.5	1:02:41.280	26	1	2:04.094	26.198	32.715	1:05.181	120.8	1:28:24.165
26	2	2:20.999	29.553	38.891	1:12.555	106.3	1:05:02.279	27	1	2:17.734B	27.671	34.927	1:15.136	108.8	1:30:41.899
27	2	2:20.354	28.953	38.225	1:13.176	106.8	1:07:22.633	28	2	3:54.058	2:11.511	35.535	1:07.012	64.0	1:34:35.957
28	2	2:22.538	29.878	38.062	1:14.598	105.1	1:09:45.171	29	2	2:02.655	26.652	32.559	1:03.444	122.2	1:36:38.612
29	2	2:20.378	29.538	37.429	1:13.411	106.8	1:12:05.549	30	2	2:02.245	25.895	31.980	1:04.370	122.6	1:38:40.857
30	2	2:32.672	30.238	39.185	1:23.249	98.2	1:14:38.221	31	2	2:05.717	27.192	32.418	1:06.107	119.2	1:40:46.574
31	2	2:28.392	32.387	39.728	1:16.277	101.0	1:17:06.613	32	2	2:11.675	28.785	35.146	1:07.744	113.8	1:42:58.249
32	2	2:25.786	30.468	42.594	1:12.724	102.8	1:19:32.399	33	2	2:10.801	30.084	34.152	1:06.565	114.6	1:45:09.050
33	2	2:19.416	30.042	37.810	1:11.564	107.5	1:21:51.815	34	2	2:06.029	27.653	33.268	1:05.108	118.9	1:47:15.079
34	2	2:17.989	29.374	37.735	1:10.880	108.6	1:24:09.804	35	2	2:06.575	27.525	33.362	1:05.688	118.4	1:49:21.654
35	2	2:21.487	29.536	40.106	1:11.845	105.9	1:26:31.291	36	2	2:07.438	27.847	33.063	1:06.528	117.6	1:51:29.092
36	2	2:30.042B	29.373	37.468	1:23.201	99.9	1:29:01.333	37	2	2:08.206	27.534	33.933	1:06.739	116.9	1:53:37.298
37	1	6:37.594	4:47.493	37.019	1:13.082	37.7	1:35:38.927	38	2	2:07.307	28.844	33.529	1:04.934	117.7	1:55:44.605
38	1	2:16.335	29.256	36.541	1:10.538	109.9	1:37:55.262	39	2	2:13.737	28.774	36.836	1:08.127	112.1	1:57:58.342
39	1	2:14.246	28.428	36.633	1:09.185	111.6	1:40:09.508	40	2	2:09.519	27.988	34.231	1:07.300	115.7	2:00:07.861
40	1	2:15.647	29.703	36.398	1:09.546	110.5	1:42:25.155	41	2	2:26.964	31.773	38.169	1:17.022	102.0	2:02:34.825
41	1	2:13.376	27.989	36.101	1:09.286	112.4	1:44:38.531								
42	1	2:18.640	31.042	37.697	1:09.901	108.1	1:46:57.171								
43	1	2:12.938	28.152	36.058	1:08.728	112.7	1:49:10.109								
44	1	2:17.066	29.096	36.377	1:11.593	109.3	1:51:27.175								
45	1	2:16.087	29.477	36.692	1:09.918	110.1	1:53:43.262								
46	1	2:14.140	28.157	36.372	1:09.611	111.7	1:55:57.402								
47	1	2:17.261	29.255	36.738	1:11.268	109.2	1:58:14.663								
48	1	2:18.708	29.453	37.842	1:11.413	108.0	2:00:33.371								
2 Jose da Rocha Jaguar E-type H65 1. Jose da Rocha 2. Fabrice Mestrot															
1	1	2:14.104	34.646	34.087	1:05.371	111.8	2:14.104								



RACE READY
IBERIAN HISTORIC RACING



ESTORIL
CATERHAM
RACING
FESTIVAL



HE 250KM ESTORIL HISTORIC ENDURANCE 250 KM ESTORIL RACE

Volta a volta

— Volta invalidada ■ Melhor marca pessoal ■ Melhor da sessão B Cruzar pelo pit lane

Vlt.	P	Tempo	Inter. 1	Inter. 2	Inter. 3	km/h	Decorrido	Vlt.	P	Tempo	Inter. 1	Inter. 2	Inter. 3	km/h	Decorrido
43	2	2:01.169	25.984	32.397	1:02.788	123.7	1:39:20.980	11	1	1:55.344	23.555	31.437	1:00.352	129.9	22:40.603
44	2	1:59.829	24.857	32.610	1:02.362	125.1	1:41:20.809	12	1	1:55.428	23.777	30.995	1:00.656	129.8	24:36.031
45	2	1:59.370	24.959	32.197	1:02.214	125.5	1:43:20.179	13	1	1:56.246	24.558	31.446	1:00.242	128.9	26:32.277
46	2	1:59.596	24.475	32.947	1:02.174	125.3	1:45:19.775	14	1	1:55.009	23.844	30.796	1:00.369	130.3	28:27.286
47	2	1:59.610	25.075	32.280	1:02.255	125.3	1:47:19.385	15	1	2:04.277 B	24.014	32.053	1:08.210	120.6	30:31.563
48	2	2:00.130	24.803	32.525	1:02.802	124.8	1:49:19.515	16	2	3:28.139	1:56.955	30.652	1:00.532	72.0	33:59.702
49	2	1:59.866	24.890	32.015	1:02.961	125.0	1:51:19.381	17	2	1:53.278	23.588	30.487	59.203	132.3	35:52.980
50	2	1:58.938	24.747	32.278	1:01.913	126.0	1:53:18.319	18	2	1:54.526	23.997	30.297	1:00.232	130.9	37:47.506
51	2	1:59.502	24.807	32.128	1:02.567	125.4	1:55:17.821	19	2	1:55.332	24.050	30.996	1:00.286	129.9	39:42.838
52	2	2:00.335	24.803	32.780	1:02.752	124.5	1:57:18.156	20	2	1:55.708	23.503	30.478	1:01.727	129.5	41:38.546
53	2	2:09.177	26.566	35.090	1:07.521	116.0	1:59:27.333	21	2	1:54.113	23.843	30.653	59.617	131.3	43:32.659
54	2	2:11.575	27.656	36.052	1:07.867	113.9	2:01:38.908	22	2	1:53.655	23.381	30.995	59.279	131.9	45:26.314

60 Pedro B. Rezende
1. Pedro B. Rezende
Porsche 911 3.0 RS
H76

1	1	1:59.438	27.787	31.124	1:00.527	125.5	1:59.438
2	1	1:56.112	25.031	30.778	1:00.303	129.1	3:55.550
3	1	1:55.921	24.403	30.836	1:00.682	129.3	5:51.471
4	1	1:55.663	24.634	30.851	1:00.178	129.6	7:47.134
5	1	1:55.127	24.347	30.709	1:00.071	130.2	9:42.261
6	1	2:27.291 B	25.301	38.081	1:23.909	101.7	12:09.552
7	1	12:45.493	...	32.135	1:01.667	19.6	24:55.045
8	1	1:55.296	23.822	30.730	1:00.744	130.0	26:50.341
9	1	1:54.940	23.925	30.741	1:00.274	130.4	28:45.281
10	1	2:01.777 B	23.860	30.726	1:07.191	123.1	30:47.058
11	1	3:24.264	1:52.505	31.288	1:00.471	73.4	34:11.322
12	1	1:55.014	24.098	30.621	1:00.295	130.3	36:06.336
13	1	1:55.604	24.347	30.777	1:00.480	129.6	38:01.940
14	1	1:58.721	24.534	31.469	1:02.718	126.2	40:00.661
15	1	1:56.005	24.280	30.953	1:00.772	129.2	41:56.666
16	1	1:57.108	24.238	31.641	1:01.229	128.0	43:53.774
17	1	1:54.681	24.212	30.313	1:00.156	130.7	45:48.455
18	1	1:54.778	24.377	30.603	59.798	130.6	47:43.233
19	1	1:54.746	23.535	31.196	1:00.015	130.6	49:37.979
20	1	2:01.916 B	23.639	31.280	1:06.997	122.9	51:39.895
21	1	6:19.965	4:47.156	32.068	1:00.741	39.4	57:59.860
22	1	1:56.163	24.028	31.405	1:00.730	129.0	59:56.023
23	1	1:56.443	24.053	31.101	1:01.289	128.7	1:01:52.466
24	1	1:56.201	24.071	30.824	1:01.306	129.0	1:03:48.667
25	1	1:56.306	24.014	30.839	1:01.453	128.9	1:05:44.973
26	1	1:55.827	24.549	30.998	1:00.280	129.4	1:07:40.800
27	1	1:56.319	23.840	31.163	1:01.316	128.8	1:09:37.119

61 Lars Rolner
1. Lars Rolner
2. Patrick Simon
Porsche 911 3.0 RS
H76

1	1	2:00.058	28.818	31.333	59.907	124.8	2:00.058
2	1	1:53.832	23.752	30.674	59.406	131.7	3:53.890
3	1	1:54.265	23.532	31.047	59.686	131.2	5:48.155
4	1	1:54.725	23.995	30.918	59.812	130.6	7:42.880
5	1	1:55.051	23.593	30.768	1:00.690	130.3	9:37.931
6	1	2:26.014	23.890	30.906	1:31.218	102.6	12:03.945
7	1	2:59.507	50.016	50.505	1:18.986	83.5	15:03.452
8	1	1:53.489	24.063	30.308	59.118	132.1	16:56.941
9	1	1:54.356	23.899	30.902	59.555	131.1	18:51.297
10	1	1:53.962	23.426	30.754	59.782	131.5	20:45.259

65 AECD
1. Rafael Alcalá
2. Eduardo Sanchez
Porsche 911 2.7 RS
H76

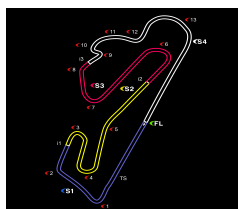
1	1	2:22.627	40.620	34.445	1:07.562	105.1	2:22.627
2	1	2:07.316	26.795	34.647	1:05.874	117.7	4:29.943
3	1	2:07.273	26.543	34.490	1:06.240	117.8	6:37.216
4	1	2:07.626	26.704	34.901	1:06.021	117.4	8:44.842
5	1	2:10.964	26.450	34.925	1:09.589	114.4	10:55.806
6	1	2:12.562	27.449	35.898	1:09.215	113.1	13:08.368
7	1	2:27.300	27.005	41.353	1:18.942	101.7	15:35.668



RACE READY
IBERIAN HISTORIC RACING



ESTORIL
CATERHAM
RACING
FESTIVAL



HE 250KM ESTORIL HISTORIC ENDURANCE 250 KM ESTORIL RACE

Volta a volta

— Volta invalidada ■ Melhor marca pessoal ■ Melhor da sessão B Cruzar pelo pit lane

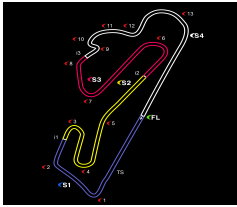
Vlt.	P	Tempo	Inter. 1	Inter. 2	Inter. 3	km/h	Decorrido	Vlt.	P	Tempo	Inter. 1	Inter. 2	Inter. 3	km/h	Decorrido
29	1	2:01.377	25.552	32.689	1:03.136	123.5	1:02:49.742	<div style="border: 1px solid black; padding: 5px; display: inline-block; font-weight: bold; font-size: 1.2em;">152</div> Palle Pedersen Ginetta G4R GTP 1.Palle Pedersen 2.Rasmus Lokvig							
30	1	2:01.373	25.292	32.229	1:03.852	123.5	1:04:51.115								
31	1	2:00.163	24.930	32.532	1:02.701	124.7	1:06:51.278								
32	1	2:01.047	24.553	32.649	1:03.845	123.8	1:08:52.325								
33	1	2:01.880	25.210	33.215	1:03.455	123.0	1:10:54.205								
34	1	2:02.689	24.928	33.120	1:04.641	122.2	1:12:56.894								
35	1	2:21.819	28.541	35.129	1:18.149	105.7	1:15:18.713								
36	1	3:24.440	49.334	1:05.514	1:29.592	73.3	1:18:43.153								
37	1	2:02.271	26.053	33.067	1:03.151	122.6	1:20:45.424								
38	1	1:59.698	25.116	32.640	1:01.942	125.2	1:22:45.122								
39	1	2:00.669	24.963	32.581	1:03.125	124.2	1:24:45.791								
40	1	1:59.202	24.740	32.444	1:02.018	125.7	1:26:44.993								
41	1	2:01.869	25.212	32.664	1:03.993	123.0	1:28:46.862								
42	1	2:07.454B	25.390	32.444	1:09.620	117.6	1:30:54.316								
43	2	6:31.608	4:52.852	35.400	1:03.356	38.3	1:37:25.924								
44	2	2:02.401	25.616	33.765	1:03.020	122.4	1:39:28.325								
45	2	2:01.166	25.923	32.879	1:02.364	123.7	1:41:29.491								
46	2	2:01.428	24.571	33.685	1:03.172	123.4	1:43:30.919								
47	2	2:01.111	25.439	32.633	1:03.039	123.7	1:45:32.030								
48	2	2:00.234	25.015	32.083	1:03.136	124.6	1:47:32.264								
49	2	2:02.743	25.485	33.906	1:03.352	122.1	1:49:35.007								
50	2	2:00.716	25.397	32.778	1:02.541	124.1	1:51:35.723								
51	2	2:01.780	24.950	32.926	1:03.904	123.1	1:53:37.503								
52	2	2:00.787	25.652	32.378	1:02.757	124.1	1:55:38.290								
53	2	2:08.452	26.984	34.738	1:06.730	116.7	1:57:46.742								
54	2	2:13.101	26.853	39.938	1:06.310	112.6	1:59:59.843								
55	2	2:23.052	28.651	39.933	1:14.468	104.8	2:02:22.895								
<div style="border: 1px solid black; padding: 5px; display: inline-block; font-weight: bold; font-size: 1.2em;">104</div> Francois de Chanterac Austin Healey 100/4 H65 1.Francois de Chanterac 2.Jeremy da rocha								<div style="border: 1px solid black; padding: 5px; display: inline-block; font-weight: bold; font-size: 1.2em;">153</div> Eficar Team Porsche 914/6 H71 1.Manuel de la Torre							
1	1	2:32.130	43.493	37.380	1:11.257	98.5	2:32.130								
2	1	2:20.337	30.116	38.306	1:11.915	106.8	4:52.467								
3	1	2:18.693	29.286	37.964	1:11.443	108.1	7:11.160								
4	1	2:18.258	29.356	37.607	1:11.295	108.4	9:29.418								
5	1	2:39.108	29.470	38.722	1:30.916	94.2	12:08.526								
6	1	3:00.851	48.172	51.072	1:21.607	82.9	15:09.377								
7	1	2:25.197	30.136	41.069	1:13.992	103.2	17:34.574								
8	1	2:25.407	30.580	39.604	1:15.223	103.1	19:59.981								
9	1	2:16.907	28.439	37.327	1:11.141	109.5	22:16.888								
10	1	2:18.834	30.016	37.433	1:11.385	107.9	24:35.722								
11	1	2:29.815B	28.979	37.220	1:23.616	100.0	27:05.537								
12	2	3:42.715	1:51.534	38.734	1:12.447	67.3	30:48.252								
13	2	2:23.335	29.658	40.417	1:13.260	104.6	33:11.587								
14	2	2:18.022	29.441	38.409	1:10.172	108.6	35:29.609								
15	2	2:19.619	28.787	38.252	1:12.580	107.3	37:49.228								
16	1	59:04.176B	31.834	...	2:29.904	4.2	1:36:53.404								
<div style="border: 1px solid black; padding: 5px; display: inline-block; font-weight: bold; font-size: 1.2em;">105</div> J. Filipe Nogueira Ford Escort MK1 H76 1.J. Filipe Nogueira 2.F. Campos Ferreira								1 1 2:10.358 32.314 32.843 1:05.201 115.0 2:10.358 2 1 2:02.995 26.208 33.351 1:03.436 121.8 4:13.353 3 1 2:00.162 25.455 31.708 1:02.999 124.7 6:13.515 4 1 1:58.877 25.348 31.538 1:01.991 126.1 8:12.392 5 1 1:59.215 24.566 31.715 1:02.934 125.7 10:11.607 6 1 2:09.961 25.204 32.063 1:12.694 115.3 12:21.568 7 1 2:54.293 44.238 52.597 1:17.458 86.0 15:15.861 8 1 2:01.509 27.769 32.136 1:01.604 123.3 17:17.370 9 1 2:25.848B 25.991 31.826 1:28.031 102.8 19:43.218							
1	1	2:13.984	34.166	34.189	1:05.629	111.9	2:13.984								
2	1	2:03.785	26.132	32.796	1:04.857	121.1	4:17.769								
3	2	34:58.449	...	38.055	1:14.382	7.1	39:16.218								
4	2	2:11.688	27.992	34.959	1:08.737	113.8	41:27.906								
5	2	2:16.725	28.271	36.052	1:12.402	109.6	43:44.631								
6	2	3:43.775B	38.420	58.876	2:06.479	67.0	47:28.406								
1	1	2:07.077	26.431	34.095	1:06.551	117.9	1:10:45.858								
2	1	2:10.532	27.009	34.251	1:09.272	114.8	1:12:56.390								
3	1	2:21.619	28.570	34.927	1:18.122	105.8	1:15:18.009								
34	1	3:25.031	49.301	1:05.348	1:30.382	73.1	1:18:43.040								
35	1	2:10.363	27.910	35.285	1:07.168	115.0	1:20:53.403								
36	1	2:10.785	27.162	35.272	1:08.351	114.6	1:23:04.188								
37	1	2:14.805B	27.086	34.444	1:13.275	111.2	1:25:18.993								
38	1	6:33.891	4:49.832	35.679	1:08.380	38.0	1:31:52.884								
39	1	2:13.916	27.959	36.565	1:09.392	111.9	1:34:06.800								
40	1	2:10.780	28.296	35.066	1:07.418	114.6	1:36:17.580								



RACE READY
IBERIAN HISTORIC RACING



ESTORIL
CATERHAM
RACING
FESTIVAL



HE 250KM ESTORIL HISTORIC ENDURANCE 250 KM ESTORIL RACE

Volta a volta

— Volta invalidada ■ Melhor marca pessoal ■ Melhor da sessão B Cruzar pelo pit lane

Vlt.	P	Tempo	Inter. 1	Inter. 2	Inter. 3	km/h	Decorrido	Vlt.	P	Tempo	Inter. 1	Inter. 2	Inter. 3	km/h	Decorrido
32	3	2:38.661	31.168	38.883	1:28.610	94.5	1:15:11.545								
33	3	3:27.272	51.093	1:04.260	1:31.919	72.3	1:18:38.817								
34	3	2:19.805	29.530	37.077	1:13.198	107.2	1:20:58.622								
35	3	2:15.157	30.396	35.664	1:09.097	110.9	1:23:13.779								
36	3	2:15.088	27.887	37.594	1:09.607	110.9	1:25:28.867								
37	3	2:20.224 B	28.010	35.435	1:16.779	106.9	1:27:49.091								
38	1	6:40.905	4:52.924	38.066	1:09.915	37.4	1:34:29.996								
39	1	2:11.694	27.697	36.566	1:07.431	113.8	1:36:41.690								
40	1	2:10.200	27.258	35.325	1:07.617	115.1	1:38:51.890								
41	1	2:11.680	27.030	34.828	1:09.822	113.8	1:41:03.570								
42	1	2:08.838	26.598	35.134	1:07.106	116.3	1:43:12.408								
43	1	2:09.258	26.952	35.176	1:07.130	115.9	1:45:21.666								
44	1	2:08.970	26.715	35.112	1:07.143	116.2	1:47:30.636								
45	1	2:10.242	27.693	35.202	1:07.347	115.1	1:49:40.878								
46	1	2:09.255	26.886	35.022	1:07.347	115.9	1:51:50.133								
47	1	2:09.869	27.140	35.445	1:07.284	115.4	1:54:00.002								
48	1	2:08.914	27.219	34.897	1:06.798	116.3	1:56:08.916								
49	1	2:12.141	29.371	35.554	1:07.216	113.4	1:58:21.057								
50	1	2:13.786	28.979	36.895	1:07.912	112.0	2:00:34.843								