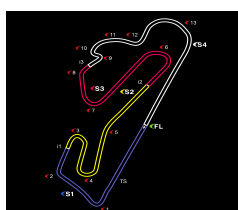




RACE READY  
IBERIAN HISTORIC RACING



ESTORIL  
CATERHAM  
RACING  
FESTIVAL



# HE 250KM ESTORIL HISTORIC ENDURANCE 250 KM ESTORIL QUALIFYING

Volta a volta

— Volta invalidada    ■ Melhor marca pessoal    ■ Melhor da sessão    B Cruzar pelo pit lane

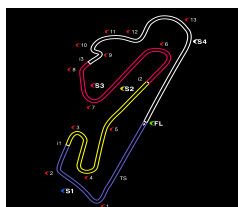
Vlt.	P	Tempo	Inter. 1	Inter. 2	Inter. 3	km/h	Decorrido	Vlt.	P	Tempo	Inter. 1	Inter. 2	Inter. 3	km/h	Decorrido	
<b>1</b>	<b>AECD</b> Porsche 356 H65 1.Guillermo Velasco 2.Francisco Freitas							9	2	8:16.891	6:30.766	37.073	1:09.052	30.2	32:34.342	
	10	2	2:09.738	27.497	35.769	1:06.472	115.5	34:44.080								
	11	2	2:03.609	27.073	33.012	1:03.524	121.2	36:47.689								
	12	2	2:03.854	26.333	33.421	1:04.100	121.0	38:51.543								
	13	2	2:03.249	26.038	33.533	1:03.678	121.6	40:54.792								
	14	2	2:03.777	25.712	33.614	1:04.451	121.1	42:58.569								
	15	2	2:12.493B	27.001	33.900	1:11.592	113.1	45:11.062								
	16	2	4:06.464	2:18.112	38.488	1:09.864	60.8	49:17.526								
	17	2	2:09.083	27.276	34.744	1:07.063	116.1	51:26.609								
	18	2	2:07.983	26.565	34.292	1:07.126	117.1	53:34.592								
	19	2	2:06.761	26.510	34.203	1:06.048	118.2	55:41.353								
	20	2	2:05.305	26.012	34.259	1:05.034	119.6	57:46.658								
	21	2	2:33.956B	29.463	38.093	1:26.400	97.3	1:00:20.614								
	22	2	3:56.679	2:17.510	34.658	1:04.511	63.3	1:04:17.293								
	23	2	<b>2:01.116</b>	<b>25.294</b>	<b>32.575</b>	<b>1:03.247</b>	123.7	1:06:18.409								
	<b>2</b>	<b>Jose da Rocha</b> Jaguar E-type H65 1.Jose da Rocha 2.Fabrice Mestrot							<b>28 Per-Ake Forsvall</b> Lotus Elan H65 1.Per-Ake Forsvall							
1		1	6:48.161	4:42.403	43.283	1:22.475	36.7	6:48.161	1	1	3:32.608	1:24.082	46.208	1:22.318	70.5	3:32.608
2		1	2:21.239	33.083	39.102	1:09.054	106.1	9:09.400	2	1	2:26.977	33.564	39.705	1:13.708	102.0	5:59.585
3		1	2:14.049	29.480	36.313	1:08.256	111.8	11:23.449	3	1	2:18.440	30.527	36.857	1:11.056	108.3	8:18.025
4		1	2:14.722	27.925	38.679	1:08.118	111.2	13:38.171	4	1	2:18.595	29.873	37.047	1:11.675	108.1	10:36.620
5		1	2:15.884	29.994	35.804	1:10.086	110.3	15:54.055	5	1	2:32.964B	30.977	38.740	1:23.247	98.0	13:09.584
6		1	2:30.118B	30.298	36.006	1:23.814	99.8	18:24.173	6	1	5:32.013	3:43.768	38.007	1:10.238	45.1	18:41.597
7		1	4:12.898	2:30.191	35.443	1:07.264	59.3	22:37.071	7	1	2:12.277	28.902	36.058	1:07.317	113.3	20:53.874
8		1	2:47.846B	28.219	35.169	1:44.458	89.3	25:24.917	8	1	2:09.808	27.936	34.781	1:07.091	115.5	23:03.682
9		2	7:23.850	5:40.796	36.785	1:06.269	33.8	32:48.767	9	1	2:54.688B	28.483	36.820	1:49.385	85.8	25:58.370
10		2	2:06.028	28.590	33.813	1:03.625	118.9	34:54.795	10	1	8:29.236	6:44.710	36.234	1:08.292	29.4	34:27.606
11		2	2:01.597	26.704	32.205	1:02.688	123.2	36:56.392	11	1	2:10.286	27.313	33.172	1:09.801	115.0	36:37.892
12		2	2:03.281	27.185	32.189	1:03.907	121.6	38:59.673	12	1	2:07.658	27.530	34.434	1:05.694	117.4	38:45.550
13		2	2:00.374	26.194	31.929	1:02.251	124.5	41:00.047	13	1	2:09.589	28.212	34.372	1:07.005	115.6	40:55.139
14		2	2:00.953	26.029	32.053	1:02.871	123.9	43:01.000	14	1	2:07.061	26.939	33.544	1:06.578	117.9	43:02.200
15		2	2:21.392B	28.640	32.356	1:20.396	106.0	45:22.392	15	1	2:09.534	29.222	33.426	1:06.886	115.7	45:11.734
16	2	5:14.950B	2:35.812	43.138	1:56.000	47.6	50:37.342	16	1	2:13.067	27.478	34.353	1:11.236	112.6	47:24.801	
17	2	5:43.865	4:05.740	33.854	1:04.271	43.6	56:21.207	17	1	2:21.166B	<b>25.954</b>	33.041	1:22.171	106.2	49:45.967	
18	2	2:02.782	27.146	32.442	1:03.194	122.1	58:23.989	18	1	3:32.812	1:51.617	34.604	1:06.591	70.4	53:18.779	
19	2	2:02.662	26.584	32.781	1:03.297	122.2	1:00:26.651	19	1	2:04.573	26.682	<b>32.742</b>	1:05.149	120.3	55:23.352	
20	2	<b>2:00.215</b>	26.159	<b>31.821</b>	<b>1:02.235</b>	124.7	1:02:26.866	20	1	2:04.960	26.416	33.500	1:05.044	119.9	57:28.312	
21	2	2:00.816	<b>26.022</b>	32.499	1:02.295	124.0	1:04:27.682	21	1	2:03.834	26.268	33.260	1:04.306	121.0	59:32.146	
22	2	<b>2:00.215</b>	26.159	<b>31.821</b>	<b>1:02.235</b>	124.7	1:02:26.866	22	1	<b>2:03.612</b>	26.557	33.062	<b>1:03.993</b>	121.2	1:01:35.758	
23	2	2:00.816	<b>26.022</b>	32.499	1:02.295	124.0	1:04:27.682	23	1	2:32.803B	26.753	37.723	1:28.327	98.1	1:04:08.561	
<b>14</b>	<b>João Mira Gomes</b> Lotus Seven GTP 1.João Mira Gomes 2.Nuno Afoito							<b>42 Christopher Schwartz</b> Jaguar E-type H65 1.Christopher Schwartz 2.Lisa Schwartz								
	1	1	7:51.379	5:49.560	42.532	1:19.287	31.8	7:51.379	1	1	6:51.536	5:01.820	37.057	1:12.659	36.4	6:51.536
	2	1	2:18.023	29.693	37.959	1:10.371	108.6	10:09.402	2	1	2:15.957	29.517	38.193	1:08.247	110.2	9:07.493
	3	1	2:21.993	30.654	37.227	1:14.112	105.5	12:31.395	3	1	2:11.500	28.413	35.607	1:07.480	114.0	11:18.993
	4	1	2:20.404	28.970	38.493	1:12.941	106.7	14:51.799	4	1	2:11.767	27.894	34.854	1:09.019	113.7	13:30.760
	5	1	2:19.209	29.838	37.613	1:11.758	107.7	17:11.008	5	1	2:09.552	27.771	34.326	1:07.455	115.7	15:40.312
	6	1	2:13.079	28.238	36.184	1:08.657	112.6	19:24.087	6	1	2:21.383B	28.287	34.496	1:18.600	106.0	18:01.695
	7	1	2:17.256	28.490	36.285	1:12.481	109.2	21:41.343	7	1	7:33.521B	5:11.023	40.702	1:41.796	33.0	25:35.216
	8	1	2:36.108B	28.456	38.754	1:28.898	96.0	24:17.451	8	2	8:24.931	6:28.473	39.045	1:17.413	29.7	34:00.147
								9	2	2:30.048	32.469	38.550	1:19.029	99.9	36:30.195	
								10	2	2:29.331	32.592	38.616	1:18.123	100.4	38:59.526	
								11	2	2:32.456	33.986	41.141	1:17.329	98.3	41:31.982	



RACE READY  
IBERIAN HISTORIC RACING



ESTORIL  
CATERHAM  
RACING  
FESTIVAL



# HE 250KM ESTORIL HISTORIC ENDURANCE 250 KM ESTORIL QUALIFYING

Volta a volta

— Volta invalidada    ■ Melhor marca pessoal    ■ Melhor da sessão    B Cruzar pelo pit lane

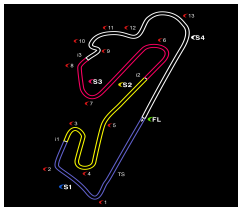
Vlt.	P	Tempo	Inter. 1	Inter. 2	Inter. 3	km/h	Decorrido	Vlt.	P	Tempo	Inter. 1	Inter. 2	Inter. 3	km/h	Decorrido
<b>47</b> Annette Rolner Porsche 911 3.0 RS H76 1. Annette Rolner 2. Thibaut Pierre															
1	1	11:05.966	8:57.620	44.734	1:23.612	22.5	11:05.966	1	1	3:38.040	1:53.357	37.566	1:07.117	68.7	3:38.040
2	1	2:28.521	32.662	38.539	1:17.320	100.9	13:34.487	2	1	2:06.309	28.326	34.551	1:03.432	118.7	5:44.349
3	1	2:19.129	30.760	37.306	1:11.063	107.7	15:53.616	3	1	2:02.212	26.867	32.708	1:02.637	122.6	7:46.561
4	1	2:28.150	29.774	36.339	1:22.037	101.2	18:21.766	4	1	2:01.250	26.374	32.720	1:02.156	123.6	9:47.811
5	2	14:27.662	...	35.303	1:05.862	17.3	32:49.428	5	1	2:16.331	26.475	33.047	1:16.809	109.9	12:04.142
6	2	1:58.260	27.240	31.303	59.717	126.7	34:47.688	6	1	5:51.574	4:01.599	36.633	1:13.342	42.6	17:55.716
7	2	2:18.071	25.710	32.066	1:20.295	108.5	37:05.759	7	1	2:13.948	28.881	36.003	1:09.064	111.9	20:09.664
8	2	2:42.764	54.420	42.019	1:06.325	92.1	39:48.523	8	1	2:09.157	28.139	34.125	1:06.893	116.0	22:18.821
9	2	1:56.268	24.642	31.375	1:00.251	128.9	41:44.791	9	1	2:21.580	27.226	34.524	1:19.830	105.9	24:40.401
10	2	1:56.825	24.897	32.098	59.830	128.3	43:41.616	10	2	7:53.341	6:07.579	35.653	1:10.109	31.7	32:33.742
11	2	1:57.524	25.437	31.373	1:00.714	127.5	45:39.140	11	2	2:10.764	27.665	35.620	1:07.479	114.6	34:44.506
12	2	1:59.810	26.570	31.563	1:01.677	125.1	47:38.950	12	2	2:11.395	28.141	35.279	1:07.975	114.1	36:55.901
13	2	1:55.291	24.628	30.705	59.958	130.0	49:34.241	13	2	2:26.741	28.654	34.604	1:23.483	102.1	39:22.642
14	2	2:42.818	26.227	41.484	1:35.107	92.0	52:17.059	14	2	4:16.645	2:34.061	35.332	1:07.252	58.4	43:39.287
15	2	8:11.624	6:36.675	33.954	1:00.995	30.5	1:00:28.683	15	2	2:18.981	27.764	34.072	1:17.145	107.8	45:58.268
16	2	1:54.623	24.089	30.824	59.710	130.7	1:02:23.306	16	2	4:36.412	2:58.890	33.682	1:03.840	54.2	50:34.680
17	2	1:53.484	23.803	30.613	59.068	132.1	1:04:16.790	17	2	1:52.902	23.809	30.666	58.427	132.7	52:27.582
<b>48</b> Miguel Ferreira Ford Escort RS1600 H71 1. Miguel Ferreira 2. Francisco Carvalho															
1	1	12:05.293	...	40.865	1:19.841	20.7	12:05.293	1	1	6:12.021	4:07.717	43.773	1:20.531	40.3	6:12.021
2	1	2:13.589	29.580	36.334	1:07.675	112.2	14:18.882	2	1	2:21.006	30.502	37.844	1:12.660	106.3	8:33.027
3	1	2:13.807	29.813	35.759	1:08.235	112.0	16:32.689	3	1	2:16.605	28.082	37.499	1:11.024	109.7	10:49.632
4	1	2:08.768	27.897	34.668	1:06.203	116.4	18:41.457	4	1	2:25.686	29.008	36.870	1:19.808	102.9	13:15.318
5	1	2:21.769	28.139	35.366	1:18.264	105.7	21:03.226	5	2	5:17.579	3:29.655	38.051	1:09.873	47.2	18:32.897
6	2	11:48.523	...	32.304	1:02.346	21.2	32:51.749	6	2	2:13.201	27.895	36.410	1:08.896	112.5	20:46.098
7	2	1:58.939	26.328	31.802	1:00.809	126.0	34:50.688	7	2	2:11.279	27.850	35.052	1:08.377	114.2	22:57.377
8	2	1:59.751	26.443	31.441	1:01.867	125.1	36:50.439	8	2	2:43.618	27.807	34.955	1:40.856	91.6	25:40.995
9	2	1:57.519	25.323	31.364	1:00.832	127.5	38:47.958	9	3	7:17.975	5:33.803	37.134	1:07.038	34.2	32:58.970
10	2	1:57.003	25.292	31.150	1:00.561	128.1	40:44.961	10	3	2:07.767	27.050	34.607	1:06.110	117.3	35:06.737
11	2	1:55.443	24.511	31.132	59.800	129.8	42:40.404	11	3	2:05.957	27.006	34.314	1:04.637	119.0	37:12.694
12	2	1:55.873	24.718	31.022	1:00.133	129.3	44:36.277	12	3	2:06.068	26.090	33.319	1:06.659	118.9	39:18.762
13	2	1:58.863	25.515	32.457	1:00.891	126.1	46:35.140	13	3	2:07.340	27.461	33.342	1:06.537	117.7	41:26.102
14	2	2:13.763	24.294	34.841	1:14.628	112.0	48:48.903	14	3	2:04.724	26.582	33.405	1:04.737	120.2	43:30.826
15	2	6:40.191	5:05.960	33.048	1:01.183	37.4	55:29.094	15	3	2:05.820	26.258	33.954	1:05.608	119.1	45:36.646
16	2	1:55.199	24.086	31.110	1:00.003	130.1	57:24.293	16	3	2:04.708	26.434	33.537	1:04.737	120.2	47:41.354
17	2	1:55.838	23.821	31.476	1:00.541	129.4	59:20.131	17	3	2:04.732	26.233	33.597	1:04.902	120.2	49:46.086
18	2	1:55.946	24.565	31.159	1:00.222	129.3	1:01:16.077	18	3	2:05.304	26.229	33.192	1:05.883	119.6	51:51.390
19	2	2:26.881	27.007	37.046	1:22.828	102.0	1:03:42.958	19	3	2:19.444	27.209	34.270	1:17.965	107.5	54:10.834
								20	3	5:15.180	3:29.719	37.140	1:08.321	47.5	59:26.014
								21	3	1:59.978	25.658	31.953	1:02.367	124.9	1:01:25.992
								22	3	1:58.682	24.815	31.874	1:01.993	126.3	1:03:24.674



RACE READY  
IBERIAN HISTORIC RACING



ESTORIL  
CATERHAM  
RACING  
FESTIVAL



# HE 250KM ESTORIL HISTORIC ENDURANCE 250 KM ESTORIL QUALIFYING

## Volta a volta

— Volta invalidada ■ Melhor marca pessoal ■ Melhor da sessão B Cruzar pelo pit lane

Vlt.	P	Tempo	Inter. 1	Inter. 2	Inter. 3	km/h	Decorrido	Vlt.	P	Tempo	Inter. 1	Inter. 2	Inter. 3	km/h	Decorrido									
<b>60</b>		<b>Pedro B. Rezende</b> 1. Pedro B. Rezende						Porsche 911 3.0 RS H76	<b>75</b>		<b>Carlos Brizido</b> 1. Carlos Brizido 2. João P. Cardoso						Porsche 911 3.0 RS H76							
1	1	3:39.350	1:49.814	40.250	1:09.286	68.3	3:39.350	1	1	3:48.852	1:43.933	43.057	1:21.862	65.5	3:48.852									
2	1	2:06.643	27.659	34.432	1:04.552	118.3	5:45.993	2	1	2:31.779B	30.956	38.284	1:22.539	98.7	6:20.631									
3	1	2:02.957	26.258	32.952	1:03.747	121.9	7:48.950	3	2	25:55.954	...	33.679	1:01.774	9.6	32:16.585									
4	1	2:01.791	26.415	32.979	1:02.397	123.1	9:50.741	4	2	2:00.032	26.414	32.302	1:01.316	124.9	34:16.617									
5	1	2:01.495	25.928	32.626	1:02.941	123.4	11:52.236	5	2	2:08.906	27.102	34.991	1:06.813	116.3	36:25.523									
6	1	2:37.888B	29.167	46.739	1:21.982	94.9	14:30.124	6	2	1:58.291	26.187	31.841	1:00.263	126.7	38:23.814									
7	1	10:48.196B	8:28.126	36.841	1:43.229	23.1	25:18.320	7	2	1:55.808	24.646	<b>31.395</b>	59.767	129.4	40:19.622									
8	1	7:12.154	5:36.041	33.003	1:03.110	34.7	32:30.474	8	2	2:13.151B	26.717	33.222	1:13.212	112.6	42:32.773									
9	1	1:57.161	24.876	31.714	1:00.571	127.9	34:27.635	9	2	15:43.009	...	35.852	1:00.813	15.9	58:15.782									
10	1	1:57.323	25.420	31.159	1:00.744	127.7	36:24.958	10	2	1:55.397	24.092	31.494	59.811	129.9	1:00:11.179									
11	1	2:39.361B	28.973	43.628	1:26.760	94.0	39:04.319	11	2	1:55.901	24.084	31.550	1:00.267	129.3	1:02:07.080									
12	1	13:31.523	...	33.207	1:00.187	18.5	52:35.842	12	2	<b>1:54.904</b>	<b>24.073</b>	31.412	<b>59.419</b>	130.4	1:04:01.984									
13	1	1:53.388	<b>23.543</b>	30.384	59.461	132.2	54:29.230								<b>79</b>		<b>Mark Martin</b> 1. Mark Martin 2. Michael Gans		Ford Cortina Lotus GDS					
14	1	1:54.374	23.807	30.814	59.753	131.0	56:23.604	1	2	18:13.283B	...	39.327	1:21.600	13.7	18:13.283									
15	1	2:02.246	25.783	32.425	1:04.038	122.6	58:25.850	2	2	3:36.940B	1:42.822	34.995	1:19.123	69.1	21:50.223									
16	1	2:30.965	25.971	45.524	1:19.470	99.3	1:00:56.815	3	1	3:32.974B	1:13.421	36.081	1:43.472	70.4	25:23.197									
17	1	<b>1:53.273</b>	23.728	<b>30.285</b>	<b>59.260</b>	132.3	1:02:50.088	4	2	6:57.844	5:19.729	34.006	1:04.109	35.9	32:21.041									
<b>61</b>		<b>Lars Rolner</b> 1. Lars Rolner 2. Patrick Simon						Porsche 911 3.0 RS H76								5		2:05.367		27.403	33.438	1:04.526	119.5	34:26.408
1	1	12:07.734	...	42.279	1:15.464	20.6	12:07.734	6	2	2:04.430	27.236	33.102	1:04.092	120.4	36:30.838									
2	1	2:10.964	32.712	33.882	1:04.370	114.4	14:18.698	7	2	2:04.266	26.873	32.827	1:04.566	120.6	38:35.104									
3	1	1:59.755	26.511	32.020	1:01.224	125.1	16:18.453	8	2	2:01.858	26.149	<b>32.633</b>	1:03.076	123.0	40:36.962									
4	1	1:58.342	25.856	31.283	1:01.203	126.6	18:16.795	9	2	2:01.592	25.967	32.698	1:02.927	123.3	42:38.554									
5	1	2:10.072B	25.948	30.670	1:13.454	115.2	20:26.867	10	2	2:19.309B	26.575	33.975	1:18.759	107.6	44:57.863									
6	1	22:59.364	...	31.877	1:02.403	10.9	43:26.231	11	2	4:16.595	2:37.735	34.136	1:04.724	58.4	49:14.458									
7	1	<b>1:54.784</b>	25.395	<b>30.476</b>	<b>58.913</b>	130.6	45:21.015	12	2	2:02.172	25.681	33.303	1:03.188	122.7	51:16.630									
<b>65</b>		<b>AECD</b> 1. Rafael Alcalá 2. Eduardo Sanchez						Porsche 911 2.7 RS H76								13		2:01.841		25.547	33.251	1:03.043	123.0	53:18.471
1	1	12:19.133	9:53.090	47.942	1:38.101	20.3	12:19.133	14	2	<b>2:00.426</b>	25.355	32.747	<b>1:02.324</b>	124.4	55:18.897									
2	1	2:42.024	36.162	43.764	1:22.098	92.5	15:01.157	15	2	2:01.087	25.131	33.018	1:02.938	123.8	57:19.984									
3	1	2:30.364	32.832	40.981	1:16.551	99.7	17:31.521	16	2	2:01.380	<b>24.808</b>	33.127	1:03.445	123.5	59:21.364									
4	1	2:52.316B	31.417	40.427	1:40.472	87.0	20:23.837	17	2	2:01.249	25.145	32.879	1:03.225	123.6	1:01:22.613									
5	2	15:38.418	...	40.592	1:13.534	16.0	36:02.255	18	2	2:15.459B	27.122	34.587	1:13.750	110.6	1:03:38.072									
6	2	2:22.618	30.650	38.554	1:13.414	105.1	38:24.873								<b>80</b>		<b>Miguel Vaz</b> 1. Miguel Vaz 2. Fernando Soares		Porsche 911 3.0 RS H76					
7	2	2:34.962B	30.219	39.860	1:24.883	96.7	40:59.835	1	1	8:54.075	6:58.374	40.931	1:14.770	28.1	8:54.075									
8	2	4:45.913	2:51.638	39.811	1:14.464	52.4	45:45.748	2	1	2:18.907	29.323	37.594	1:11.990	107.9	11:12.982									
9	2	2:22.091	30.206	37.203	1:14.682	105.5	48:07.839	3	1	2:20.447	29.248	37.400	1:13.799	106.7	13:33.429									
10	2	2:34.602B	28.780	36.206	1:29.616	96.9	50:42.441	4	1	2:16.751	29.296	37.161	1:10.294	109.6	15:50.180									
11	2	3:24.733	1:37.643	37.237	1:09.853	73.2	54:07.174	5	1	2:24.499B	30.196	36.644	1:17.659	103.7	18:14.679									
12	2	2:13.277	28.281	36.871	1:08.125	112.4	56:20.451	6	2	23:33.000B	...	44.482	1:27.213	10.6	41:47.679									
13	2	2:12.575	27.553	36.704	1:08.318	113.0	58:33.026	7	2	3:50.431	2:12.131	33.703	1:04.597	65.0	45:38.110									
14	2	2:11.477	27.864	36.070	1:07.543	114.0	1:00:44.503	8	2	2:00.784	26.417	31.797	1:02.570	124.1	47:38.894									
15	2	2:11.572	28.044	36.046	1:07.482	113.9	1:02:56.075	9	2	1:59.287	25.862	31.680	1:01.745	125.6	49:38.181									
16	2	2:12.440	28.346	36.415	1:07.679	113.2	1:05:08.515	10	2	2:04.657	25.366	34.364	1:04.927	120.2	51:42.838									
17	2	<b>2:10.306</b>	<b>27.397</b>	<b>35.603</b>	<b>1:07.306</b>	115.0	1:07:18.821	11	2	<b>1:57.756</b>	<b>24.779</b>	<b>31.515</b>	<b>1:01.462</b>	127.3	53:40.594									
								12	2	2:26.212B	28.290	36.985	1:20.937	102.5	56:06.806									







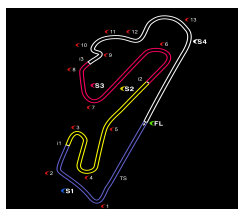




RACE READY  
IBERIAN HISTORIC RACING



ESTORIL  
CATERHAM  
RACING  
FESTIVAL



# HE 250KM ESTORIL HISTORIC ENDURANCE 250 KM ESTORIL QUALIFYING

Volta a volta

— Volta invalidada ■ Melhor marca pessoal ■ Melhor da sessão B Cruzar pelo pit lane

Vlt.	P	Tempo	Inter. 1	Inter. 2	Inter. 3	km/h	Decorrido	Vlt.	P	Tempo	Inter. 1	Inter. 2	Inter. 3	km/h	Decorrido	
<b>245</b>	Thorkild Stamp 1.Thorkild Stamp 2.Michael Holden Porsche 904/6 H65							9	1	2:34.325B	30.743	36.716	1:26.866	97.1	22:10.688	
	10	2	12:25.343	...	45.351	1:22.277	20.1	34:36.031								
	11	2	2:26.671	30.419	40.971	1:15.281	102.2	37:02.702								
	12	2	2:22.195	29.905	38.603	1:13.687	105.4	39:24.897								
	13	2	2:21.573	29.845	38.823	1:12.905	105.9	41:46.470								
	14	2	2:18.422	29.715	37.288	1:11.419	108.3	44:04.892								
	15	2	2:21.279	29.589	39.737	1:11.953	106.1	46:26.171								
	16	2	2:19.643	30.209	37.961	1:11.473	107.3	48:45.814								
	17	2	2:18.778	29.563	37.217	1:11.998	108.0	51:04.592								
	18	2	2:47.408B	30.989	42.558	1:33.861	89.5	53:52.000								
	<b>327</b>	Piero dal Maso 1.Piero dal Maso 2.Guilherme dal Maso Porsche 911 SWB GDS							1	1	3:31.318	1:09.794	50.285	1:31.239	70.9	3:31.318
		2	1	2:27.648	32.455	40.459	1:14.734	101.5	5:58.966							
		3	1	2:18.094	29.390	37.266	1:11.438	108.5	8:17.060							
		4	1	2:18.479	29.375	37.525	1:11.579	108.2	10:35.539							
		5	1	2:18.719	29.248	37.739	1:11.732	108.0	12:54.258							
		6	1	2:16.694	28.942	38.212	1:09.540	109.6	15:10.952							
		7	1	2:14.031	29.101	36.006	1:08.924	111.8	17:24.983							
8		1	2:12.187	28.671	35.673	1:07.843	113.4	19:37.170								
9		1	2:35.265B	29.240	35.617	1:30.408	96.5	22:12.435								
10		2	11:09.989	9:18.912	38.903	1:12.174	22.4	33:22.424								
11		2	2:19.176	29.044	36.316	1:13.816	107.7	35:41.600								
12		2	2:15.115	29.100	35.848	1:10.167	110.9	37:56.715								
13		2	2:12.127	27.854	35.447	1:08.826	113.4	40:08.842								
14		2	2:12.771	28.576	35.557	1:08.638	112.9	42:21.613								
15		2	2:12.312	27.493	35.840	1:08.979	113.3	44:33.925								
16		2	2:11.090	27.397	36.238	1:07.455	114.3	46:45.015								
17		2	2:10.531	27.486	35.575	1:07.470	114.8	48:55.546								
18	2	2:29.462B	30.120	37.593	1:21.749	100.3	51:25.008									
19	2	3:41.818	1:56.653	37.126	1:08.039	67.6	55:06.826									
20	2	2:09.289	27.059	35.387	1:06.843	115.9	57:16.115									
21	2	2:15.326	26.997	36.444	1:11.885	110.7	59:31.441									
22	2	2:11.492	28.399	36.165	1:06.928	114.0	1:01:42.933									
23	2	2:09.193	27.105	35.501	1:06.587	116.0	1:03:52.126									
24	2	2:08.070	26.765	34.937	1:06.368	117.0	1:06:00.196									
<b>246</b>	Jakob V. Holstein 1.Jakob V. Holstein 2.José Monroy Ferrari 365GTB/4 Daytona H76							1	1	4:17.094	2:21.022	42.058	1:14.014	58.3	4:17.094	
	2	1	2:09.223	28.588	35.325	1:05.310	116.0	6:26.317								
	3	1	2:05.964	27.130	34.310	1:04.524	119.0	8:32.281								
	4	1	2:05.885	26.931	33.727	1:05.227	119.1	10:38.166								
	5	1	2:22.691B	27.838	34.830	1:20.023	105.0	13:00.857								
	6	1	6:05.907	4:25.784	34.944	1:05.179	41.0	19:06.764								
	7	1	2:04.102	27.626	33.314	1:03.162	120.8	21:10.866								
	8	1	2:02.808	26.703	33.108	1:02.997	122.0	23:13.674								
	9	1	2:31.969B	26.233	32.371	1:33.365	98.6	25:45.643								
	10	2	9:56.404	8:19.874	32.897	1:03.633	25.1	35:42.047								
	11	2	2:00.098	26.477	31.901	1:01.720	124.8	37:42.145								
	12	2	2:00.316	25.849	31.818	1:02.649	124.6	39:42.461								
	13	2	2:01.195	25.574	32.065	1:03.556	123.7	41:43.656								
	14	2	2:12.983B	25.272	35.465	1:12.246	112.7	43:56.639								
	15	2	5:01.099	3:21.091	36.672	1:03.336	49.8	48:57.738								
	16	2	1:59.307	25.467	32.184	1:01.656	125.6	50:57.045								
	17	2	1:56.626	24.942	31.263	1:00.421	128.5	52:53.671								
18	2	2:06.354	27.501	34.664	1:04.189	118.6	55:00.025									
19	2	2:13.789B	25.197	31.408	1:17.184	112.0	57:13.814									
<b>317</b>	Pedro Moriyon 1.Pedro Moriyon 2.José Carvalhosa Porsche 911 SWB GDS							1	1	3:45.643	1:40.454	43.154	1:22.035	66.4	3:45.643	
	2	1	2:23.970	30.762	39.547	1:13.661	104.1	6:09.613								
	3	1	2:15.407	29.005	36.512	1:09.890	110.7	8:25.020								
	4	1	2:14.509	28.729	36.407	1:09.373	111.4	10:39.529								
	5	1	2:15.108	28.651	36.932	1:09.525	110.9	12:54.637								
	6	1	2:13.838	29.004	36.634	1:08.200	112.0	15:08.475								
	7	1	2:15.091	28.824	37.082	1:09.185	110.9	17:23.566								
	8	1	2:12.797	29.056	36.164	1:07.577	112.9	19:36.363								
<b>337</b>	Nuno Nunes 1.Nuno Nunes Porsche 2.5 ST H71							1	1	3:01.561	59.805	43.899	1:17.857	82.5	3:01.561	
	2	1	2:23.339	30.896	39.039	1:13.404	104.6	5:24.900								
	3	1	2:18.264	29.239	37.152	1:11.873	108.4	7:43.164								
	4	1	2:16.249	28.936	37.126	1:10.187	110.0	9:59.413								
	5	1	2:15.689	28.984	35.939	1:10.766	110.4	12:15.102								
	6	1	2:23.022	30.373	38.461	1:14.188	104.8	14:38.124								
	7	1	2:18.059	31.363	37.032	1:09.664	108.6	16:56.183								
	8	1	2:10.374	28.148	34.911	1:07.315	115.0	19:06.557								
	9	1	2:12.734	29.404	35.500	1:07.830	112.9	21:19.291								
	10	1	2:08.690	27.774	34.563	1:06.353	116.5	23:27.981								
	11	1	2:40.976B	30.443	37.865	1:32.668	93.1	26:08.957								
	12	1	7:01.979	5:16.784	37.029	1:08.166	35.5	33:10.936								
	13	1	2:11.107	28.516	34.917	1:07.674	114.3	35:22.043								
	14	1	2:10.234	28.020	34.246	1:07.968	115.1	37:32.277								
	15	1	2:08.204	27.491	34.061	1:06.652	116.9	39:40.481								



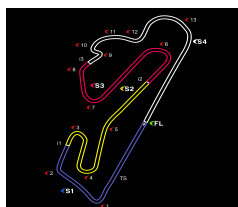


RACE READY  
IBERIAN HISTORIC RACING



ESTORIL  
CATERHAM  
RACING  
FESTIVAL

19/21 Nov. 2021



# HE 250KM ESTORIL HISTORIC ENDURANCE 250 KM ESTORIL QUALIFYING

Volta a volta

— Volta invalidada    ■ Melhor marca pessoal    ■ Melhor da sessão    B Cruzar pelo pit lane

Vlt.	P	Tempo	Inter. 1	Inter. 2	Inter. 3	km/h	Decorrido	Vlt.	P	Tempo	Inter. 1	Inter. 2	Inter. 3	km/h	Decorrido
16	1	2:06.742	27.034	34.233	1:05.475	118.2	41:47.223								
17	1	2:06.402	26.870	33.750	1:05.782	118.6	43:53.625								
18	1	2:05.785	26.796	33.637	1:05.352	119.1	45:59.410								
19	1	2:11.822	27.220	34.547	1:10.055	113.7	48:11.232								
20	1	2:27.039B	26.763	34.284	1:25.992	101.9	50:38.271								
21	1	4:05.539	2:23.489	35.507	1:06.543	61.0	54:43.810								
22	1	2:05.794	27.166	33.339	1:05.289	119.1	56:49.604								
23	1	<b>2:04.406</b>	<b>26.435</b>	<b>33.228</b>	<b>1:04.743</b>	120.5	58:54.010								

<b>545</b>	<b>Paulo Lima</b>			BMW 1600 Ti
	1. Paulo Lima	3. Joao C. Silva		H71
	2. Jose Paradela			

1	1	4:43.051	2:43.479	41.954	1:17.618	52.9	4:43.051
2	1	2:24.232	30.812	39.316	1:14.104	103.9	7:07.283
3	1	2:22.532	29.834	39.871	1:12.827	105.1	9:29.815
4	1	2:21.845	30.775	38.747	1:12.323	105.7	11:51.660
5	1	2:36.092B	30.457	40.781	1:24.854	96.0	14:27.752
6	2	4:47.386	2:50.808	40.927	1:15.651	52.1	19:15.138
7	2	2:21.526	30.424	37.354	1:13.748	105.9	21:36.664
8	2	2:17.970	29.798	37.747	1:10.425	108.6	23:54.634
9	2	2:57.388B	33.503	39.363	1:44.522	84.5	26:52.022
10	3	9:51.190	7:59.271	39.704	1:12.215	25.4	36:43.212
11	3	2:16.698	30.241	36.797	1:09.660	109.6	38:59.910
12	3	2:13.086	29.948	35.565	1:07.573	112.6	41:12.996
13	3	2:11.296	27.629	35.490	1:08.177	114.1	43:24.292
14	3	2:14.147	28.114	38.278	1:07.755	111.7	45:38.439
15	3	2:11.481	28.805	35.545	1:07.131	114.0	47:49.920
16	3	2:09.675	27.577	35.478	<b>1:06.620</b>	115.6	49:59.595
17	3	2:11.159	27.713	35.413	1:08.033	114.3	52:10.754
18	3	2:20.928	29.558	39.491	1:11.879	106.3	54:31.682
19	3	2:09.505	<b>26.841</b>	35.737	1:06.927	115.7	56:41.187
20	3	<b>2:09.128</b>	27.051	<b>35.111</b>	1:06.966	116.1	58:50.315
21	3	2:09.888	27.556	35.149	1:07.183	115.4	1:01:00.203
22	3	2:28.098	29.463	44.192	1:14.443	101.2	1:03:28.301