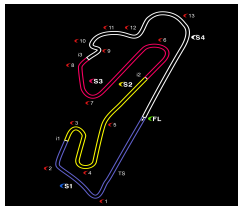




ACDME Race Weekend GT3 Cup 25 / 26 de Setembro de 2021



CPV 1300

ACDME Race Weekend GT3 Cup - 25 e 26 Setembro 2021 CORRIDA 2

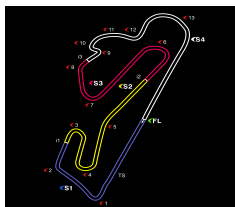
Sector Analysis

— Invalidated Lap ■ Personal Best ■ Session Best B Crossing the pit lane

Lap	Time	Sector 1	Sector 2	Sector 3	Kph	Elapsed	Lap	Time	Sector 1	Sector 2	Sector 3	Kph	Elapsed		
2	Paulo Miguel							2	2:19.690	29.722	37.646	1:12.322	107.3	4:44.808	
	Paulo Miguel						MG Metro	3	2:20.251	30.308	37.754	1:12.189	106.9	7:05.059	
1	2:26.568	35.362	38.682	1:12.524	102.3	2:26.568	4	2:20.749	29.851	37.933	1:12.965	106.5	9:25.808		
2	2:19.976	29.761	37.828	1:12.387	107.1	4:46.544	5	2:17.650	29.592	36.750	1:11.308	108.9	11:43.458		
3	2:18.857	29.484	37.650	1:11.723	107.9	7:05.401	6	2:17.540	29.276	36.621	1:11.643	109.0	14:00.998		
4	2:21.444	30.420	37.938	1:13.086	106.0	9:26.845	7	2:17.423	29.714	36.484	1:11.225	109.1	16:18.421		
5	2:19.629	29.672	37.726	1:12.231	107.3	11:46.474	8	2:17.026	29.299	36.488	1:11.239	109.4	18:35.447		
6	2:18.409	29.512	37.490	1:11.407	108.3	14:04.883	9	2:17.873	29.297	36.882	1:11.694	108.7	20:53.320		
								10	2:18.167	29.626	36.767	1:11.774	108.5	23:11.487	
								11	2:17.979	29.538	36.857	1:11.584	108.6	25:29.466	
								12	2:16.922	29.425	36.381	1:11.116	109.5	27:46.388	
4	Paulo Spinola							12	David Vieira						
	Paulo Spinola						Fiat 127		David Vieira						Fiat Punto 85
1	2:30.206	38.127	37.843	1:14.236	99.8	2:30.206	1	2:19.124	32.914	36.860	1:09.350	107.7	2:19.124		
2	2:23.658	29.661	38.284	1:15.713	104.3	4:53.864	2	2:14.373	28.174	36.937	1:09.262	111.5	4:33.497		
6	Antonio Areal							3	2:15.990	28.491	37.177	1:10.322	110.2	6:49.487	
	Antonio Areal						Fiat Punto 85	4	2:16.414	28.459	37.556	1:10.399	109.9	9:05.901	
1	2:17.006	32.045	35.836	1:09.125	109.4	2:17.006	5	2:18.767	29.213	38.080	1:11.474	108.0	11:24.668		
2	2:12.203	27.853	35.902	1:08.448	113.4	4:29.209	6	2:18.396B	29.723	39.400	7:09.273	30.1	19:43.064		
3	2:11.159	27.241	35.749	1:08.169	114.3	6:40.368									
4	2:10.895	27.477	36.080	1:07.338	114.5	8:51.263									
5	2:11.398	27.703	36.233	1:07.462	114.1	11:02.661									
6	2:10.975	27.582	36.095	1:07.298	114.4	13:13.636									
7	2:10.979	27.518	35.988	1:07.473	114.4	15:24.615									
8	2:11.255	27.752	35.967	1:07.536	114.2	17:35.870									
9	2:11.345	27.416	36.394	1:07.535	114.1	19:47.215									
10	2:11.400	27.542	36.099	1:07.759	114.1	21:58.615									
11	2:11.529	27.765	36.105	1:07.659	113.9	24:10.144									
12	2:11.337	27.543	36.194	1:07.600	114.1	26:21.481									
13	2:11.469	27.689	36.209	1:07.571	114.0	28:32.950									
8	Miguel Barbosa							13	João Braga						
	Miguel Barbosa						Toyota Starlet EP71		João Braga						Datsun 1200
1	2:21.598	34.100	37.277	1:10.221	105.8	2:21.598	1	2:04.891	29.692	32.525	1:02.674	120.0	2:04.891		
2	2:16.739	28.436	37.284	1:11.019	109.6	4:38.337	2	2:03.606	25.848	33.022	1:04.736	121.2	4:08.497		
3	2:17.235	29.476	37.241	1:10.518	109.2	6:55.572	3	2:02.971	26.536	33.043	1:03.392	121.9	6:11.468		
4	2:17.087	28.719	37.399	1:10.969	109.3	9:12.659	4	2:01.534	25.595	32.691	1:03.248	123.3	8:13.002		
5	2:16.981	28.905	37.557	1:10.519	109.4	11:29.640	5	2:01.276	25.683	32.708	1:02.885	123.6	10:14.278		
6	2:17.506	28.603	37.695	1:11.208	109.0	13:47.146	6	2:01.640	25.706	32.798	1:03.136	123.2	12:15.918		
7	2:18.230	29.018	37.650	1:11.562	108.4	16:05.376	7	2:01.834	26.055	32.513	1:03.266	123.0	14:17.752		
8	2:18.736	29.086	38.228	1:11.422	108.0	18:24.112	8	2:02.535	26.691	32.664	1:03.180	122.3	16:20.287		
9	2:21.555	30.100	38.542	1:12.913	105.9	20:45.667	9	2:01.705	25.649	32.354	1:03.702	123.1	18:21.992		
10	2:19.210	28.892	38.142	1:12.176	107.7	23:04.877	10	2:03.055	26.425	32.520	1:04.110	121.8	20:25.047		
11	2:19.630	28.950	38.388	1:12.292	107.3	25:24.507	11	2:01.649	25.562	32.598	1:03.489	123.2	22:26.696		
12	2:18.257	28.909	37.538	1:11.810	108.4	27:42.764	12	2:02.257	25.694	32.747	1:03.816	122.6	24:28.953		
								13	2:02.800	26.309	32.893	1:03.598	122.0	26:31.753	
10	Veloso Amaral							14	Carlos Aniceto						
	Veloso Amaral						Datsun 1000		Carlos Maciel						Austin Mini Cooper
1	2:30.094	37.109	37.850	1:15.135	99.8	2:30.094	1	2:31.315	38.744	38.635	1:13.936	99.0	2:31.315		
2	2:21.447	31.168	37.101	1:13.178	106.0	4:51.541	2	2:23.010	30.255	38.640	1:14.115	104.8	4:54.325		
3	2:20.306	30.080	37.724	1:12.502	106.8	7:11.847	3	2:22.521	29.970	38.965	1:13.586	105.2	7:16.846		
4	2:21.391	30.695	38.052	1:12.644	106.0	9:33.238	4	2:23.180	30.323	38.773	1:14.084	104.7	9:40.026		
								5	2:24.034	30.239	38.974	1:14.821	104.1	12:04.060	
								6	2:30.777	32.279	40.479	1:18.019	99.4	14:34.837	
								7	2:31.743	32.371	40.761	1:18.611	98.8	17:06.580	
								8	2:31.231	33.092	40.383	1:17.756	99.1	19:37.811	
								9	2:32.025	33.737	40.712	1:17.576	98.6	22:09.836	
								10	2:31.957	32.170	40.406	1:19.381	98.6	24:41.793	
								11	2:29.228	31.939	39.849	1:17.440	100.4	27:11.021	
11	Sergio Monteiro							17	Lucas Vieira						
	Abel Marques						Autobianchi A112		Tiago Santos						Fiat Punto 85
1	2:25.118	35.631	37.229	1:12.258	103.3	2:25.118	1	2:24.610	34.050	37.578	1:12.982	103.6	2:24.610		
								2	2:20.030	29.827	37.327	1:12.876	107.0	4:44.640	
								3	2:20.375	30.127	37.922	1:12.326	106.8	7:05.015	
								4	2:20.394	29.693	37.853	1:12.848	106.7	9:25.409	



ACDME Race Weekend GT3 Cup
25 / 26 de Setembro de 2021



CPV 1300

ACDME Race Weekend GT3 Cup - 25 e 26 Setembro 2021

CORRIDA 2

Sector Analysis

— Invalidated Lap ■ Personal Best ■ Session Best B Crossing the pit lane

Lap	Time	Sector 1	Sector 2	Sector 3	Kph	Elapsed	Lap	Time	Sector 1	Sector 2	Sector 3	Kph	Elapsed
5	2:19.849	29.735	37.807	1:12.307	107.2	11:45.258							
6	2:18.829	29.178	37.469	1:12.182	108.0	14:04.087							
7	2:19.709	29.049	37.489	1:13.171	107.3	16:23.796							
8	2:23.709	29.749	38.078	1:15.882	104.3	18:47.505							
9	2:23.181	30.239	38.739	1:14.203	104.7	21:10.686							
10	2:21.758	30.040	38.107	1:13.611	105.7	23:32.444							
11	2:22.454	30.543	38.211	1:13.700	105.2	25:54.898							
12	2:22.884	30.468	38.367	1:14.049	104.9	28:17.782							

19 Paulo Mendes						
Paulo Mendes Toyota Starlet 1.3						
1	2:08.525	30.942	33.751	1:03.832	116.6	2:08.525
2	2:02.928	25.946	33.827	1:03.155	121.9	4:11.453
3	2:02.450	25.858	33.539	1:03.053	122.4	6:13.903
4	2:02.746	25.822	33.998	1:02.926	122.1	8:16.649
5	2:02.744	26.319	33.590	1:02.835	122.1	10:19.393
6	2:02.078	25.581	33.771	1:02.726	122.8	12:21.471
7	2:02.258	25.543	33.728	1:02.987	122.6	14:23.729
8	2:02.461	25.920	33.837	1:02.704	122.4	16:26.190
9	2:03.368	26.367	33.869	1:03.132	121.5	18:29.558
10	2:03.057	25.786	33.964	1:03.307	121.8	20:32.615
11	2:02.753	25.763	33.568	1:03.422	122.1	22:35.368
12	2:03.036	25.790	33.668	1:03.578	121.8	24:38.404
13	2:02.697	25.855	33.760	1:03.082	122.1	26:41.101

20 Manuel Alves						
Manuel Alves Fiat Punto 85						
1	2:17.175	31.701	35.987	1:09.487	109.3	2:17.175
2	2:11.470	27.959	35.734	1:07.777	114.0	4:28.645
3	2:10.005	27.350	35.592	1:07.063	115.3	6:38.650
4	2:09.993	27.269	35.784	1:06.940	115.3	8:48.643
5	2:10.239	27.225	35.897	1:07.117	115.1	10:58.882
6	2:10.024	27.265	35.795	1:06.964	115.3	13:08.906
7	2:10.132	27.393	35.841	1:06.898	115.2	15:19.038
8	2:10.670	27.294	35.772	1:07.604	114.7	17:29.708
9	2:10.440	27.394	35.871	1:07.175	114.9	19:40.148
10	2:10.791	27.389	35.768	1:07.634	114.6	21:50.939
11	2:10.415	27.324	35.681	1:07.410	114.9	24:01.354
12	2:10.667	27.371	35.842	1:07.454	114.7	26:12.021
13	2:10.841	27.359	35.961	1:07.521	114.5	28:22.862

22 Tiago Silva						
Tiago Silva Toyota Starlet EP71						
1	2:26.225	36.209	38.167	1:11.849	102.5	2:26.225
2	2:18.221	28.824	37.165	1:12.232	108.4	4:44.446
3	2:15.363	28.665	37.640	1:09.058	110.7	6:59.809
4	2:14.089	28.141	36.818	1:09.130	111.8	9:13.898
5	2:13.751	27.867	36.802	1:09.082	112.1	11:27.649
6	2:14.056	27.765	36.963	1:09.328	111.8	13:41.705
7	2:14.157	28.112	36.783	1:09.262	111.7	15:55.862
8	2:17.601	29.021	37.682	1:10.898	108.9	18:13.463
9	2:16.032	28.616	37.298	1:10.118	110.2	20:29.495
10	2:16.611	28.286	37.880	1:10.445	109.7	22:46.106
11	2:16.581	28.487	37.508	1:10.586	109.7	25:02.687
12	2:17.087	28.998	37.364	1:10.725	109.3	27:19.774

26 Luis Mendes						
Luis Mendes Citroen Ax						
1	2:12.757	31.141	33.696	1:07.920	112.9	2:12.757
2	2:01.601	25.762	33.398	1:02.441	123.2	4:14.358
3	2:01.524	25.879	33.350	1:02.295	123.3	6:15.882
4	2:01.129	25.618	33.246	1:02.265	123.7	8:17.011
5	2:01.529	25.747	33.534	1:02.248	123.3	10:18.540
6	2:01.926	25.722	33.426	1:02.778	122.9	12:20.466
7	2:01.746	25.880	33.282	1:02.584	123.1	14:22.212
8	2:01.810	25.943	33.339	1:02.528	123.0	16:24.022
9	2:01.948	26.002	33.335	1:02.611	122.9	18:25.970
10	2:02.127	26.021	33.507	1:02.599	122.7	20:28.097
11	2:02.249	25.824	33.535	1:02.890	122.6	22:30.346
12	2:02.483	26.089	33.605	1:02.789	122.4	24:32.829
13	2:03.713	26.444	33.795	1:03.474	121.1	26:36.542

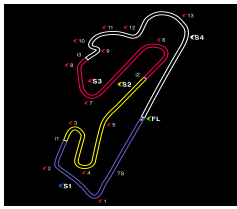
27 Paulo Antunes						
Francisco Cardoso Datsun 1200 Deluxe						
1	2:13.263	30.633	33.804	1:08.826	112.5	2:13.263
2	2:04.842	27.022	34.281	1:03.539	120.0	4:18.105
3	2:03.361	26.219	33.756	1:03.386	121.5	6:21.466
4	2:03.778	26.913	33.597	1:03.268	121.1	8:25.244
5	2:02.266	25.979	33.502	1:02.785	122.6	10:27.510
6	2:03.220	26.959	33.212	1:03.049	121.6	12:30.730
7	2:02.398	25.726	33.668	1:03.004	122.4	14:33.128
8	2:03.966	26.507	33.350	1:04.109	120.9	16:37.094
9	2:03.282	25.959	33.533	1:03.790	121.6	18:40.376
10	2:03.614	25.847	33.562	1:04.205	121.2	20:43.990
11	2:03.035	26.187	33.414	1:03.434	121.8	22:47.025
12	2:02.516	25.929	33.272	1:03.315	122.3	24:49.541
13	2:03.494	25.843	33.555	1:04.096	121.4	26:53.035

31 Carlos Cruz						
Carlos Cruz Datsun 1200						
1	2:13.019	32.348	34.199	1:06.472	112.7	2:13.019
2	2:04.430	27.101	33.371	1:03.958	120.4	4:17.449
3	2:03.802	26.713	33.158	1:03.931	121.1	6:21.251
4	2:03.265	26.895	32.941	1:03.429	121.6	8:24.516
5	2:02.706	26.447	32.877	1:03.382	122.1	10:27.222
6	2:02.565	26.671	32.774	1:03.120	122.3	12:29.787
7	2:03.050	26.095	33.291	1:03.664	121.8	14:32.837
8	2:53.797	37.365	36.093	1:40.339	86.2	17:26.634

40 Luis Gachineiro						
Marco Pinto Moura Fiat Punto 85						
1	2:24.808	35.864	37.864	1:11.080	103.5	2:24.808
2	2:14.407	28.176	37.107	1:09.124	111.5	4:39.215
3	2:14.584	28.184	36.913	1:09.487	111.4	6:53.799
4	2:14.604	28.110	37.334	1:09.160	111.3	9:08.403
5	2:13.709	27.854	36.649	1:09.206	112.1	11:22.112
6	2:15.082	28.064	37.593	1:09.425	110.9	13:37.194
7	2:14.572	28.520	36.847	1:09.205	111.4	15:51.766
8	2:14.583	28.266	37.015	1:09.302	111.4	18:06.349
9	2:14.959	28.261	36.944	1:09.754	111.0	20:21.308
10	2:14.779	28.087	37.270	1:09.422	111.2	22:36.087
11	2:14.103	27.674	36.776	1:09.653	111.8	24:50.190



ACDME Race Weekend GT3 Cup
25 / 26 de Setembro de 2021



CPV 1300

ACDME Race Weekend GT3 Cup - 25 e 26 Setembro 2021
CORRIDA 2

Sector Analysis

— Invalidated Lap ■ Personal Best ■ Session Best B Crossing the pit lane

Lap	Time	Sector 1	Sector 2	Sector 3	Kph	Elapsed	Lap	Time	Sector 1	Sector 2	Sector 3	Kph	Elapsed
12	2:14.932	28.097	36.904	1:09.931	111.1	27:05.122							

44 Jorge Silva		Toyota Starlet EP71											
Lap	Time	Sector 1	Sector 2	Sector 3	Kph	Elapsed	Lap	Time	Sector 1	Sector 2	Sector 3	Kph	Elapsed
1	2:21.433	35.859	36.052	1:09.522	106.0	2:21.433							
2	2:13.316	28.114	36.910	1:08.292	112.4	4:34.749							
3	2:13.597	28.076	36.495	1:09.026	112.2	6:48.346							
4	2:13.860	28.171	37.107	1:08.582	112.0	9:02.206							
5	2:13.789	28.158	36.808	1:08.823	112.0	11:15.995							
6	2:13.631	28.150	36.715	1:08.766	112.2	13:29.626							
7	2:13.720	28.236	36.787	1:08.697	112.1	15:43.346							
8	2:13.701	28.051	36.741	1:08.909	112.1	17:57.047							
9	2:14.604	28.370	36.753	1:09.481	111.3	20:11.651							
10	2:14.246	28.159	36.701	1:09.386	111.6	22:25.897							
11	2:14.303	28.192	36.985	1:09.126	111.6	24:40.200							
12	2:13.761	27.789	37.020	1:08.952	112.0	26:53.961							