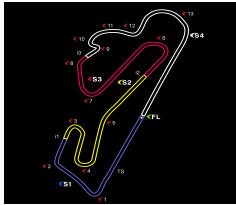




ACDME Race Weekend GT3 Cup
25 / 26 de Setembro de 2021



CPVL
ACDME Race Weekend GT3 Cup - 25 e 26 Setembro 2021
CORRIDA 2

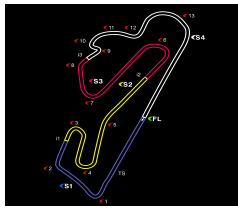
Sector Analysis

— Invalidated Lap ■ Personal Best ■ Session Best B Crossing the pit lane

Lap	Time	Sector 1	Sector 2	Sector 3	Kph	Elapsed	Lap	Time	Sector 1	Sector 2	Sector 3	Kph	Elapsed
46	Luis Barros												
	VLB Racing	Ford Sierra RS 500											
1	1:51.935	27.194	29.004	55.737	133.9	1:51.935	10	2:16.766	30.793	35.440	1:10.533	109.6	22:14.686
2	1:47.829	22.413	28.813	56.603	139.0	3:39.764	11	2:10.867	28.162	35.190	1:07.515	114.5	24:25.553
3	1:47.450	22.416	28.827	56.207	139.5	5:27.214	12	2:12.943	27.895	33.895	1:11.153	112.7	26:38.496
4	1:47.905	22.762	28.895	56.248	138.9	7:15.119							
5	1:47.714	22.490	28.889	56.335	139.1	9:02.833							
6	1:47.222	22.295	28.646	56.281	139.8	10:50.055							
7	1:48.489	22.659	28.856	56.974	138.1	12:38.544							
8	4:26.177	22.825	29.319	3:34.033	56.3	17:04.721							
9	1:47.980	22.448	28.986	56.546	138.8	18:52.701							
10	2:38.131 B	22.989	28.810	1:46.332	94.8	21:30.832							
56	Tiago Ribeiro												
	Tiago Ribeiro	Honda Integra Type R											
1	2:06.027	31.396	32.770	1:01.861	118.9	2:06.027							
2	1:59.248	24.771	32.804	1:01.673	125.7	4:05.275							
3	1:57.643	24.427	31.943	1:01.273	127.4	6:02.918							
4	1:58.731	24.672	32.367	1:01.692	126.2	8:01.649							
5	2:01.224	24.813	32.744	1:03.667	123.6	10:02.873							
6	2:00.306	24.978	32.487	1:02.841	124.6	12:03.179							
7	2:01.228	25.089	32.852	1:03.287	123.6	14:04.407							
8	2:05.065	26.048	33.933	1:05.084	119.8	16:09.472							
9	2:06.539	27.182	34.261	1:05.096	118.4	18:16.011							
10	2:07.036	26.915	34.480	1:05.641	118.0	20:23.047							
11	2:05.514	26.530	34.135	1:04.849	119.4	22:28.561							
12	2:08.377	26.723	34.455	1:07.199	116.7	24:36.938							
13	2:11.838	27.623	35.853	1:08.362	113.7	26:48.776							
62	Joaquim Soares												
	Joaquim Soares	BMW M3											
1	2:03.253	30.506	31.327	1:01.420	121.6	2:03.253							
2	1:56.159	23.945	30.894	1:01.320	129.0	3:59.412							
3	1:55.837	24.321	30.718	1:00.798	129.4	5:55.249							
4	1:56.709	24.466	31.080	1:01.163	128.4	7:51.958							
5	1:55.534	24.462	30.910	1:00.162	129.7	9:47.492							
6	1:55.628	24.157	31.146	1:00.325	129.6	11:43.120							
7	1:55.680	24.259	31.093	1:00.328	129.6	13:38.800							
8	1:56.063	24.391	31.259	1:00.413	129.1	15:34.863							
9	1:55.979	24.309	31.449	1:00.221	129.2	17:30.842							
10	1:56.438	24.698	31.149	1:00.591	128.7	19:27.280							
11	1:58.533	25.687	31.416	1:01.430	126.4	21:25.813							
12	1:57.984	25.621	31.561	1:00.802	127.0	23:23.797							
13	1:57.069	24.927	31.185	1:00.957	128.0	25:20.866							
14	1:56.329	24.816	31.164	1:00.349	128.8	27:17.195							
66	António Barros												
	António Barros	BMW M3 E36											
1	2:02.332	29.214	31.421	1:01.697	122.5	2:02.332							
2	1:56.425	24.106	31.428	1:00.891	128.7	3:58.757							
3	1:56.629	24.344	31.285	1:01.000	128.5	5:55.386							
4	1:57.955	24.939	31.535	1:01.481	127.1	7:53.341							
5	1:57.093	24.730	31.430	1:00.933	128.0	9:50.434							
6	1:56.321	24.093	31.565	1:00.663	128.8	11:46.755							
7	1:56.154	24.168	31.243	1:00.743	129.0	13:42.909							
8	1:56.630	24.329	31.382	1:00.919	128.5	15:39.539							
9	1:56.676	24.176	31.467	1:01.033	128.4	17:36.215							
10	1:56.441	24.135	31.479	1:00.827	128.7	19:32.656							
11	1:57.781	25.292	31.446	1:01.043	127.2	21:30.437							
12	1:55.935	24.395	31.184	1:00.356	129.3	23:26.372							
13	1:56.063	24.419	31.258	1:00.386	129.1	25:22.435							
14	1:55.871	24.497	31.181	1:00.193	129.3	27:18.306							
67	Paulo Gomes												
	Paulo Gomes	Peugeot 306 S16											
1	2:25.112	39.924	35.427	1:09.761	103.3	2:25.112							



ACDME Race Weekend GT3 Cup 25 / 26 de Setembro de 2021



CPVL ACDME Race Weekend GT3 Cup - 25 e 26 Setembro 2021 CORRIDA 2

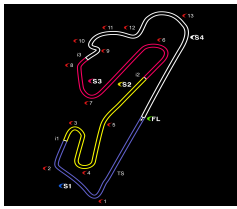
Sector Analysis

— Invalidated Lap ■ Personal Best ■ Session Best B Crossing the pit lane

Lap	Time	Sector 1	Sector 2	Sector 3	Kph	Elapsed	Lap	Time	Sector 1	Sector 2	Sector 3	Kph	Elapsed
2	2:17.884	27.893	35.587	1:14.404	108.7	4:42.996	5	2:02.286	24.943	33.975	1:03.368	122.6	10:20.432
68 Paulo Vieira Paulo Vieira BMW M3 E36							6	2:00.600	25.129	33.367	1:02.104	124.3	12:21.032
1	2:02.221	30.221	30.887	1:01.113	122.6	2:02.221	7	1:59.233	24.925	32.918	1:01.390	125.7	14:20.265
2	1:53.539	23.163	30.274	1:00.102	132.0	3:55.760	8	2:00.785	25.081	33.150	1:02.554	124.1	16:21.050
3	1:53.846	23.644	30.356	59.846	131.6	5:49.606	9	2:00.453	25.036	32.996	1:02.421	124.4	18:21.503
4	1:54.714	24.741	30.675	59.298	130.6	7:44.320	10	2:00.873	24.872	33.745	1:02.256	124.0	20:22.376
5	1:54.837	24.558	30.709	59.570	130.5	9:39.157	11	2:00.553	25.185	32.919	1:02.449	124.3	22:22.929
6	1:53.369	23.621	30.277	59.471	132.2	11:32.526	12	2:01.209	25.462	33.147	1:02.600	123.6	24:24.138
7	1:54.248	23.377	30.420	1:00.451	131.2	13:26.774	13	2:00.375	25.381	32.693	1:02.301	124.5	26:24.513
8	1:54.870	24.127	30.771	59.972	130.5	15:21.644	79 Nuno Figueiredo Nuno Figueiredo Volvo 850 T State						
9	1:55.322	24.166	30.850	1:00.306	130.0	17:16.966	1	2:10.808	34.724	32.876	1:03.208	114.6	2:10.808
10	1:53.009	23.504	30.330	59.175	132.6	19:09.975	2	1:59.041	24.639	31.939	1:02.463	125.9	4:09.849
11	1:58.060	25.979	31.125	1:00.956	126.9	21:08.035	3	1:59.504	24.617	31.951	1:02.936	125.4	6:09.353
12	1:57.791	25.821	31.147	1:00.823	127.2	23:05.826	4	1:58.080	24.629	31.948	1:01.503	126.9	8:07.433
13	1:59.902	24.930	31.648	1:03.324	125.0	25:05.728	5	1:57.972	24.914	31.573	1:01.485	127.0	10:05.405
14	2:03.135	25.519	32.774	1:04.842	121.7	27:08.863	6	1:57.172	24.349	31.700	1:01.123	127.9	12:02.577
74 João Luis João Luis Renault Spider							7	1:57.428	24.498	31.699	1:01.231	127.6	14:00.005
1	2:12.857	34.155	34.450	1:04.252	112.8	2:12.857	8	1:59.355	24.785	32.300	1:02.270	125.6	15:59.360
2	2:03.123	26.318	34.330	1:02.475	121.7	4:15.980	9	1:59.689	24.929	31.975	1:02.785	125.2	17:59.049
3	2:00.848	25.749	31.757	1:03.342	124.0	6:16.828	10	1:59.780	24.803	32.332	1:02.645	125.1	19:58.829
4	2:00.205	25.503	32.277	1:02.425	124.7	8:17.033	11	2:01.468	26.221	32.155	1:03.092	123.4	22:00.297
5	2:01.386	25.532	33.250	1:02.604	123.5	10:18.419	12	1:59.221	25.021	31.752	1:02.448	125.7	23:59.518
6	2:01.071	25.993	32.349	1:02.729	123.8	12:19.490	13	1:59.197	24.963	31.917	1:02.317	125.7	25:58.715
7	2:00.216	25.908	32.265	1:02.043	124.7	14:19.706	83 Paulo Teixeira Paulo Teixeira BMW 325 I						
8	2:08.657	27.067	35.697	1:05.893	116.5	16:28.363	1	2:11.654	32.197	33.368	1:06.089	113.8	2:11.654
9	2:09.881	27.267	35.979	1:06.635	115.4	18:38.244	2	2:08.278	28.333	34.072	1:05.873	116.8	4:19.932
10	2:00.765	26.477	32.711	1:01.577	124.1	20:39.009	3	2:04.150	26.699	33.191	1:04.260	120.7	6:24.082
11	1:57.551	26.103	31.349	1:00.099	127.5	22:36.560	4	2:04.792	27.173	33.420	1:04.199	120.1	8:28.874
12	1:56.207	24.687	31.246	1:00.274	129.0	24:32.767	5	2:03.883	26.773	32.835	1:04.275	121.0	10:32.757
13	1:58.931	24.469	31.753	1:02.709	126.0	26:31.698	6	2:02.502	26.337	32.889	1:03.276	122.3	12:35.259
75 Andre Monteiro Artur Monteiro Citroen Saxo Cup							7	2:04.485	27.842	33.088	1:03.555	120.4	14:39.744
1	2:14.020	36.674	32.980	1:04.366	111.8	2:14.020	8	2:05.576	26.577	34.377	1:04.622	119.3	16:45.320
2	2:00.929	26.390	32.604	1:01.935	123.9	4:14.949	9	2:03.339	25.948	32.941	1:04.450	121.5	18:48.659
3	1:59.336	25.266	32.057	1:02.013	125.6	6:14.285	10	2:05.000	27.503	33.202	1:04.295	119.9	20:53.659
4	2:00.227	26.096	32.421	1:01.710	124.7	8:14.512	11	2:03.443	26.562	32.922	1:03.959	121.4	22:57.102
5	1:58.823	25.401	31.913	1:01.509	126.1	10:13.335	12	2:03.672	26.136	33.077	1:04.459	121.2	25:00.774
6	1:59.664	25.214	32.792	1:01.658	125.2	12:12.999	13	2:03.534	26.645	33.049	1:03.840	121.3	27:04.308
7	1:58.882	25.086	32.315	1:01.481	126.1	14:11.881	87 Paulo Ferraz Paulo Ferraz Renault Clio 1.8 16V						
8	1:58.942	25.293	32.223	1:01.426	126.0	16:10.823	1	2:23.034	38.198	35.994	1:08.842	104.8	2:23.034
9	1:58.297	25.019	32.059	1:01.219	126.7	18:09.120	2	2:12.558	28.000	35.680	1:08.878	113.1	4:35.592
10	2:00.311	25.081	32.928	1:02.302	124.6	20:09.431	3	2:12.616	28.280	35.660	1:08.676	113.0	6:48.208
11	2:01.105	25.265	32.990	1:02.850	123.8	22:10.536	4	2:12.807	28.372	35.887	1:08.548	112.8	9:01.015
12	2:00.925	25.335	33.156	1:02.434	123.9	24:11.461	5	2:13.926	28.678	35.728	1:09.520	111.9	11:14.941
13	2:06.375	25.561	34.743	1:06.071	118.6	26:17.836	6	2:13.841	28.329	35.403	1:10.109	112.0	13:28.782
77 Hugo Branquinho Hugo Branquinho Honda Civic							7	2:12.232	27.850	35.400	1:08.982	113.3	15:41.014
1	2:13.652	35.038	33.888	1:04.726	112.1	2:13.652	8	2:13.429	28.448	35.525	1:09.456	112.3	17:54.443
2	2:03.759	27.184	33.526	1:03.049	121.1	4:17.411	9	2:14.334	28.170	36.599	1:09.565	111.6	20:08.777
3	2:00.240	25.228	33.243	1:01.769	124.6	6:17.651	10	2:11.934	28.590	35.457	1:07.887	113.6	22:20.711
4	2:00.495	25.120	32.980	1:02.395	124.4	8:18.146	11	2:11.058	27.561	35.670	1:07.827	114.4	24:31.769
							12	2:11.659	28.026	35.593	1:08.040	113.8	26:43.428



ACDME Race Weekend GT3 Cup
25 / 26 de Setembro de 2021



CPVL
ACDME Race Weekend GT3 Cup - 25 e 26 Setembro 2021
CORRIDA 2

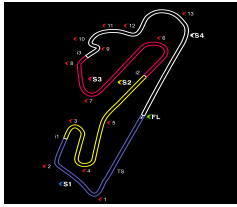
Sector Analysis

— Invalidated Lap ■ Personal Best ■ Session Best B Crossing the pit lane

Lap	Time	Sector 1	Sector 2	Sector 3	Kph	Elapsed	Lap	Time	Sector 1	Sector 2	Sector 3	Kph	Elapsed
88 Daniel Pereira													
Nuno Pereira							Honda Civic						
1	2:16.694	34.825	35.292	1:06.577	109.6	2:16.694	7	1:52.431	23.001	29.739	59.691	133.3	12:54.181
2	2:06.675	26.868	33.969	1:05.838	118.3	4:23.369	8	1:50.466	23.274	29.968	57.224	135.7	14:44.647
3	2:06.237	26.540	33.957	1:05.740	118.7	6:29.606	9	1:49.717	23.055	29.709	56.953	136.6	16:34.364
4	2:05.954	27.181	33.577	1:05.196	119.0	8:35.560	10	1:49.894	22.947	29.992	56.955	136.4	18:24.258
5	2:04.814	26.070	33.767	1:04.977	120.1	10:40.374	11	1:50.829	23.088	29.862	57.879	135.2	20:15.087
6	2:05.449	26.194	33.664	1:05.591	119.5	12:45.823	12	1:50.149	23.493	29.875	56.781	136.1	22:05.236
7	2:04.783	25.823	33.901	1:05.059	120.1	14:50.606	13	1:49.796	23.198	29.465	57.133	136.5	23:55.032
8	2:04.643	25.762	33.535	1:05.346	120.2	16:55.249	14	1:51.915	22.930	29.991	58.994	133.9	25:46.947
9	2:03.739	26.310	33.534	1:03.895	121.1	18:58.988							
10	2:07.126	28.069	34.575	1:04.482	117.9	21:06.114							
11	2:04.683	26.038	34.512	1:04.133	120.2	23:10.797							
12	2:03.105	25.720	33.353	1:04.032	121.7	25:13.902							
13	2:03.598	25.898	33.537	1:04.163	121.3	27:17.500							
99 Sérgio Pinto													
Sérgio Pinto							Honda Civic						
1	2:08.609	32.727	33.052	1:02.830	116.5	2:08.609							
2	2:01.419	26.002	32.333	1:03.084	123.4	4:10.028							
3	2:02.718	26.227	32.887	1:03.604	122.1	6:12.746							
4	2:01.206	25.976	32.569	1:02.661	123.6	8:13.952							
5	2:02.103	26.248	32.843	1:03.012	122.7	10:16.055							
6	2:00.754	25.621	32.550	1:02.583	124.1	12:16.809							
7	2:00.676	25.612	32.412	1:02.652	124.2	14:17.485							
8	2:00.242	25.434	32.890	1:01.918	124.6	16:17.727							
9	1:59.685	25.298	32.232	1:02.155	125.2	18:17.412							
10	2:00.438	25.594	32.340	1:02.504	124.4	20:17.850							
11	1:59.549	25.392	32.309	1:01.848	125.4	22:17.399							
12	2:00.882	25.789	32.513	1:02.580	124.0	24:18.281							
13	2:00.176	25.696	32.575	1:01.905	124.7	26:18.457							
110 Jose Magalhaes													
Arlindo Beça							Citroen Saxo Cup						
1	2:13.351	34.256	33.353	1:05.742	112.4	2:13.351							
2	2:07.523	28.112	33.087	1:06.324	117.5	4:20.874							
3	2:06.014	26.813	33.053	1:06.148	118.9	6:26.888							
4	2:06.636	27.597	33.048	1:05.991	118.3	8:33.524							
5	2:05.668	26.709	33.001	1:05.958	119.3	10:39.192							
6	2:05.240	26.636	32.701	1:05.903	119.7	12:44.432							
7	2:04.808	26.509	32.812	1:05.487	120.1	14:49.240							
8	2:05.568	26.191	32.581	1:06.796	119.4	16:54.808							
9	2:06.283	27.104	33.565	1:05.614	118.7	19:01.091							
10	2:11.074	30.212	33.251	1:07.611	114.3	21:12.165							
11	2:06.550	27.490	33.259	1:05.801	118.4	23:18.715							
12	2:06.129	26.783	32.910	1:06.436	118.8	25:24.844							
13	2:04.468	26.570	32.755	1:05.143	120.4	27:29.312							
111 Hugo Mestre													
Manuel Fernandes							BMW 320 D						
1	1:53.688	28.068	29.558	56.062	131.8	1:53.688							
2	1:49.829	23.119	30.019	56.691	136.5	3:43.517							
3	1:50.240	23.123	29.806	57.311	135.9	5:33.757							
4	1:49.329	22.961	29.533	56.835	137.1	7:23.086							
5	1:49.379	22.949	29.764	56.666	137.0	9:12.465							
6	1:49.285	23.163	29.587	56.535	137.1	11:01.750							
128 Luis Palhao													
Luis Palhao							BMW E36 2.8						
1	2:05.494	30.804	32.545	1:02.145	119.4	2:05.494							
2	1:58.808	25.068	31.989	1:01.751	126.1	4:04.302							
3	1:57.646	24.951	31.713	1:00.982	127.4	6:01.948							
4	1:58.616	24.964	31.942	1:01.710	126.3	8:00.564							
5	1:57.337	24.451	31.856	1:01.030	127.7	9:57.901							
6	1:58.680	24.587	32.688	1:01.405	126.3	11:56.581							
7	1:57.604	24.525	32.058	1:01.021	127.4	13:54.185							
8	1:57.993	24.416	32.185	1:01.392	127.0	15:52.178							
9	1:59.199	25.207	31.953	1:02.039	125.7	17:51.377							
10	1:57.827	24.304	31.922	1:01.601	127.2	19:49.204							
11	1:59.531	25.922	32.026	1:01.583	125.4	21:48.735							
12	1:57.642	24.698	32.039	1:00.905	127.4	23:46.377							
13	1:57.649	24.548	31.945	1:01.156	127.4	25:44.026							
14	1:58.498	24.951	31.821	1:01.726	126.5	27:42.524							
133 Tomás Ribeiro													
Rui Ribeiro							Honda Civic Type R						
1	2:12.642	33.257	33.871	1:05.514	113.0	2:12.642							
2	2:06.471	27.548	34.039	1:04.884	118.5	4:19.113							
3	2:04.651	26.059	33.965	1:04.627	120.2	6:23.764							
4	2:05.070	26.614	33.932	1:04.524	119.8	8:28.834							
5	2:05.541	26.278	34.538	1:04.725	119.4	10:34.375							
6	2:04.772	26.198	34.044	1:04.530	120.1	12:39.147							
7	2:05.165	26.328	34.087	1:04.750	119.7	14:44.312							
8	2:04.534	26.298	33.919	1:04.317	120.3	16:48.846							
9	2:04.076	25.982	33.773	1:04.321	120.8	18:52.922							
10	2:04.497	26.085	33.930	1:04.482	120.4	20:57.419							
11	2:05.124	26.702	34.002	1:04.420	119.8	23:02.543							
12	2:04.661	26.163	33.938	1:04.560	120.2	25:07.204							
13	2:04.702	26.109	34.076	1:04.517	120.2	27:11.906							
177 Filipe Monteiro													
Helder Moura							Volvo S60						
1	1:59.005	29.816	30.664	58.525	125.9	1:59.005							
2	1:56.942	23.597	30.829	1:02.516	128.2	3:55.947							
3	1:54.211	24.565	30.691	58.955	131.2	5:50.158							
4	1:54.189	24.643	30.717	58.829	131.2	7:44.347							
5	1:52.772	23.865	30.530	58.377	132.9	9:37.119							
6	1:52.166	23.869	30.172	58.125	133.6	11:29.285							
7	1:52.011	23.535	30.481	57.995	133.8	13:21.296							
8	1:52.113	23.597	30.459	58.057	133.7	15:13.409							
9	1:52.303	23.356	30.256	58.691	133.4	17:05.712							
10	1:53.020	23.694	30.506	58.820	132.6	18:58.732							
188 Raul Delgado													
VLB Racing							Honda Civic Type R						



ACDME Race Weekend GT3 Cup
25 / 26 de Setembro de 2021



CPVL

ACDME Race Weekend GT3 Cup - 25 e 26 Setembro 2021
CORRIDA 2

Sector Analysis

— Invalidated Lap ■ Personal Best ■ Session Best B Crossing the pit lane

Lap	Time	Sector 1	Sector 2	Sector 3	Kph	Elapsed	Lap	Time	Sector 1	Sector 2	Sector 3	Kph	Elapsed
1	2:06.038	31.144	32.630	1:02.264	118.9	2:06.038							
2	2:00.459	25.153	32.619	1:02.687	124.4	4:06.497							
3	1:59.632	24.769	32.537	1:02.326	125.3	6:06.129							
4	1:59.335	25.072	32.430	1:01.833	125.6	8:05.464							
5	1:59.749	25.057	32.809	1:01.883	125.2	10:05.213							
6	1:59.701	25.357	32.458	1:01.886	125.2	12:04.914							
7	1:59.582	24.968	32.846	1:01.768	125.3	14:04.496							
8	1:59.341	25.189	32.350	1:01.802	125.6	16:03.837							
9	1:59.113	24.875	32.553	1:01.685	125.8	18:02.950							
10	1:59.516	25.138	32.611	1:01.767	125.4	20:02.466							
11	1:59.995	25.966	32.295	1:01.734	124.9	22:02.461							
12	1:59.519	24.928	33.136	1:01.455	125.4	24:01.980							
13	1:59.522	24.923	32.561	1:02.038	125.4	26:01.502							