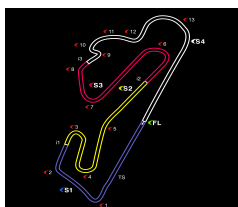




# ACDME Race Weekend GT3 Cup 25 / 26 de Setembro de 2021



## CPVL ACDME Race Weekend GT3 Cup - 25 e 26 Setembro 2021 TREINO CRONOMETRADO

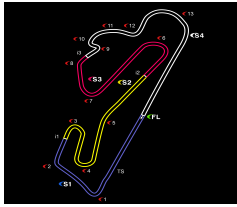
### Sector Analysis

— Invalidated Lap    ■ Personal Best    ■ Session Best    B Crossing the pit lane

Lap	Time	Sector 1	Sector 2	Sector 3	Kph	Elapsed	Lap	Time	Sector 1	Sector 2	Sector 3	Kph	Elapsed
<b>46</b> Luis Barros VLB Racing Ford Sierra RS 500													
1	3:11.680	1:38.546	31.929	1:01.205	78.2	3:11.680	1	2:35.678	56.779	34.038	1:04.861	96.3	2:35.678
2	1:48.984	<b>22.350</b>	29.418	57.216	137.5	5:00.664	2	1:59.380	25.096	31.625	1:02.659	125.5	4:35.058
3	3:33.755B	29.880	44.644	2:19.231	70.1	8:34.419	3	3:31.219B	27.113	38.093	2:26.013	71.0	8:06.277
4	15:18.630	...	37.713	57.648	16.3	23:53.049	4	14:57.621	...	32.460	1:05.670	16.7	23:03.898
5	<b>1:47.564</b>	22.708	<b>28.764</b>	<b>56.092</b>	139.3	25:40.613	5	1:58.745	24.559	31.371	1:02.815	126.2	25:02.643
6	2:49.839B	23.849	35.561	1:50.429	88.2	28:30.452	6	<b>1:56.194</b>	24.614	<b>31.015</b>	<b>1:00.565</b>	129.0	26:58.837
<b>48</b> José M. Almeida José M. Almeida Honda Integra Type R													
1	2:32.795	42.972	38.761	1:11.062	98.1	2:32.795	7	1:56.213	24.541	31.092	1:00.580	129.0	28:55.050
2	2:06.487	27.728	33.094	1:05.665	118.5	4:39.282	8	1:57.281	<b>24.090</b>	31.279	1:01.912	127.8	30:52.331
3	3:36.698B	28.968	49.051	2:18.679	69.2	8:15.980	9	2:17.867B	26.345	34.968	1:16.554	108.7	33:10.198
4	14:48.905	...	33.298	1:05.140	16.9	23:04.885							
5	1:59.735	25.586	31.998	1:02.151	125.2	25:04.620							
6	1:59.628	25.194	32.448	1:01.986	125.3	27:04.248							
7	1:59.641	25.192	32.733	1:01.716	125.3	29:03.889							
8	2:06.335	26.779	34.422	1:05.134	118.6	31:10.224							
9	1:58.454	<b>24.802</b>	31.962	1:01.690	126.5	33:08.678							
10	<b>1:57.537</b>	24.853	<b>31.716</b>	<b>1:00.968</b>	127.5	35:06.215							
<b>50</b> Luis Império Luis Império BMW 320 IS													
1	2:44.121	58.621	37.033	1:08.467	91.3	2:44.121							
2	2:05.600	27.074	33.955	1:04.571	119.3	4:49.721							
3	3:40.171B	36.333	44.444	2:19.394	68.1	8:29.892							
4	14:42.707	...	33.926	1:05.581	17.0	23:12.599							
5	2:04.525	26.323	34.045	1:04.157	120.4	25:17.124							
6	2:03.620	26.171	<b>33.401</b>	1:04.048	121.2	27:20.744							
7	2:05.689	<b>25.926</b>	33.914	1:05.849	119.2	29:26.433							
8	<b>2:03.074</b>	26.038	33.483	<b>1:03.553</b>	121.8	31:29.507							
<b>54</b> António Sarabando António Sarabando Peugeot 306 Gti													
1	3:31.438	1:22.599	45.794	1:23.045	70.9	3:31.438							
2	2:46.148B	29.892	35.365	1:40.891	90.2	6:17.586							
3	17:08.350	...	35.886	1:09.691	14.6	23:25.936							
4	2:14.057	28.350	34.869	1:10.838	111.8	25:39.993							
5	2:10.499	<b>27.167</b>	34.538	1:08.794	114.8	27:50.492							
6	<b>2:09.566</b>	27.581	<b>33.994</b>	<b>1:07.991</b>	115.7	30:00.058							
7	2:52.191B	30.747	44.824	1:36.620	87.0	32:52.249							
<b>56</b> Tiago Ribeiro Tiago Ribeiro Honda Integra Type R													
1	3:14.712	1:29.890	37.023	1:07.799	77.0	3:14.712							
2	2:00.699	25.199	32.274	1:03.226	124.2	5:15.411							
3	3:47.248B	32.437	44.061	2:30.750	65.9	9:02.659							
4	14:00.573	...	33.528	1:05.768	17.8	23:03.232							
5	2:00.975	24.714	<b>32.005</b>	1:04.256	123.9	25:04.207							
6	<b>1:58.086</b>	24.662	32.150	1:01.274	126.9	27:02.293							
7	1:58.748	24.905	32.347	1:01.496	126.2	29:01.041							
8	2:32.017B	31.374	36.013	1:24.630	98.6	31:33.058							
9	4:01.112	2:21.057	34.940	1:05.115	62.2	35:34.170							
10	1:58.106	<b>24.548</b>	32.319	<b>1:01.239</b>	126.9	37:32.276							
<b>62</b> Joaquim Soares Joaquim Soares BMW M3													
1	2:35.678	56.779	34.038	1:04.861	96.3	2:35.678							
2	1:59.380	25.096	31.625	1:02.659	125.5	4:35.058							
3	3:31.219B	27.113	38.093	2:26.013	71.0	8:06.277							
4	14:57.621	...	32.460	1:05.670	16.7	23:03.898							
5	1:58.745	24.559	31.371	1:02.815	126.2	25:02.643							
6	<b>1:56.194</b>	24.614	<b>31.015</b>	<b>1:00.565</b>	129.0	26:58.837							
7	1:56.213	24.541	31.092	1:00.580	129.0	28:55.050							
8	1:57.281	<b>24.090</b>	31.279	1:01.912	127.8	30:52.331							
9	2:17.867B	26.345	34.968	1:16.554	108.7	33:10.198							
<b>66</b> António Barros António Barros BMW M3 E36													
1	6:33.472B	4:17.050	43.244	1:33.178	38.1	6:33.472							
2	16:13.100	...	32.700	1:02.075	15.4	22:46.572							
3	1:57.363	24.869	31.530	1:00.964	127.7	24:43.935							
4	1:57.369	24.200	31.644	1:01.525	127.7	26:41.304							
5	1:57.416	24.370	31.676	1:01.370	127.6	28:38.720							
6	2:27.135B	27.785	36.638	1:22.712	101.9	31:05.855							
7	4:32.760	2:25.689	46.342	1:20.729	54.9	35:38.615							
8	<b>1:56.191</b>	<b>23.959</b>	<b>31.332</b>	<b>1:00.900</b>	129.0	37:34.806							
<b>68</b> Paulo Vieira Paulo Vieira BMW M3 E36													
1	2:32.584	55.819	33.277	<b>1:03.488</b>	98.2	2:32.584							
2	2:28.780B	<b>23.564</b>	<b>30.239</b>	1:34.977	100.7	5:01.364							
<b>74</b> João Luis João Luis Renault Spider													
1	2:30.495	38.359	39.090	1:13.046	99.6	2:30.495							
2	2:12.550	29.671	36.244	1:06.635	113.1	4:43.045							
3	3:35.377B	28.992	46.097	2:20.288	69.6	8:18.422							
4	14:36.862	...	33.310	1:02.938	17.1	22:55.284							
5	1:57.858	24.970	31.458	1:01.430	127.2	24:53.142							
6	<b>1:56.588</b>	<b>24.789</b>	<b>31.141</b>	<b>1:00.658</b>	128.5	26:49.730							
7	1:56.792	24.798	31.236	1:00.758	128.3	28:46.522							
<b>75</b> Artur Monteiro Artur Monteiro Citroen Saxo Cup													
1	2:47.243	1:02.969	38.838	1:05.436	89.6	2:47.243							
2	1:59.330	<b>24.758</b>	32.512	1:02.060	125.6	4:46.573							
3	3:34.621B	29.411	47.722	2:17.488	69.8	8:21.194							
4	14:29.704	...	34.285	1:02.701	17.2	22:50.898							
5	2:00.528	24.893	33.240	1:02.395	124.3	24:51.426							
6	1:59.538	25.011	32.233	1:02.294	125.4	26:50.964							
7	1:59.178	25.477	32.175	<b>1:01.526</b>	125.8	28:50.142							
8	2:12.524	25.259	34.944	1:12.321	113.1	31:02.666							
9	2:05.851	30.394	33.381	1:02.076	119.1	33:08.517							
10	<b>1:58.795</b>	25.294	<b>31.969</b>	1:01.532	126.2	35:07.312							
<b>77</b> Hugo Branquinho Hugo Branquinho Honda Civic													
1	4:05.170	1:40.818	50.262	1:34.090	61.1	4:05.170							
2	3:50.306B	34.791	55.221	2:20.294	65.1	7:55.476							



# ACDME Race Weekend GT3 Cup 25 / 26 de Setembro de 2021



## CPVL ACDME Race Weekend GT3 Cup - 25 e 26 Setembro 2021 TREINO CRONOMETRADO

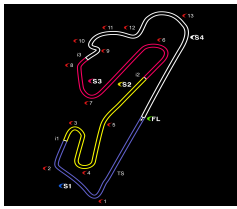
### Sector Analysis

— Invalidated Lap    ■ Personal Best    ■ Session Best    B Crossing the pit lane

Lap	Time	Sector 1	Sector 2	Sector 3	Kph	Elapsed	Lap	Time	Sector 1	Sector 2	Sector 3	Kph	Elapsed
3	16:08.160	...	45.896	1:28.585	15.5	24:03.636	6	2:14.128	28.650	<b>35.903</b>	1:09.575	111.7	30:30.780
4	2:44.742	34.801	43.987	1:25.954	91.0	26:48.378	7	<b>2:13.991</b>	<b>28.134</b>	36.311	<b>1:09.546</b>	111.8	32:44.771
5	2:50.813	35.779	48.038	1:26.996	87.7	29:39.191	<b>88</b> Nuno Pereira Nuno Pereira Honda Civic						
6	2:38.739	35.047	42.426	1:21.266	94.4	32:17.930	1	2:43.359	42.216	42.206	1:18.937	91.7	2:43.359
7	<b>2:34.995</b>	33.660	<b>40.151</b>	<b>1:21.184</b>	96.7	34:52.925	2	2:13.296	27.445	35.249	1:10.602	112.4	4:56.655
<b>79</b> Nuno Figueiredo Nuno Figueiredo Volvo 850 T State							3	3:42.229 <b>B</b>	34.939	44.689	2:22.601	67.4	8:38.884
1	3:00.237	1:10.375	40.030	1:09.832	83.2	3:00.237	4	14:51.305	...	36.058	1:10.261	16.8	23:30.189
2	1:58.505	24.976	32.094	1:01.435	126.5	4:58.742	5	2:10.406	27.769	<b>33.933</b>	1:08.704	114.9	25:40.595
3	3:52.346 <b>B</b>	35.893	47.886	2:28.567	64.5	8:51.088	6	2:25.000 <b>B</b>	27.413	34.243	1:23.344	103.4	28:05.595
4	14:13.860	...	32.316	1:01.766	17.6	23:04.948	7	4:12.489	2:10.212	41.989	1:20.288	59.4	32:18.084
5	1:58.159	<b>24.432</b>	<b>31.335</b>	1:02.392	126.8	25:03.107	8	2:09.743	27.422	34.082	1:08.239	115.5	34:27.827
6	2:01.783	24.664	31.834	1:05.285	123.1	27:04.890	9	<b>2:07.810</b>	<b>26.983</b>	33.997	<b>1:06.830</b>	117.3	36:35.637
7	<b>1:56.652</b>	24.812	31.761	<b>1:00.079</b>	128.5	29:01.542	<b>99</b> Sérgio Pinto Sérgio Pinto Honda Civic						
8	2:10.910	28.672	37.442	1:04.796	114.5	31:12.452	1	2:56.625	57.422	51.711	1:07.492	84.9	2:56.625
9	1:57.133	24.455	31.642	1:01.036	127.9	33:09.585	2	2:20.349	...	...	1:07.110	106.8	5:16.974
10	2:09.654	27.931	36.019	1:05.704	115.6	35:19.239	3	3:48.260 <b>B</b>	31.672	44.186	2:32.402	65.7	9:05.234
11	1:58.548	24.588	31.760	1:02.200	126.4	37:17.787	4	13:54.748	...	33.899	1:05.448	18.0	22:59.982
<b>81</b> Artur Monteiro Artur Monteiro Citroen Saxo							5	2:05.097	26.325	<b>32.659</b>	1:06.113	119.8	25:05.079
1	3:01.674	1:11.350	40.638	1:09.686	82.5	3:01.674	6	<b>2:02.938</b>	<b>26.253</b>	33.020	<b>1:03.665</b>	121.9	27:08.017
2	2:06.857	26.693	34.308	1:05.856	118.1	5:08.531	7	2:03.856	26.828	32.810	1:04.218	121.0	29:11.873
3	3:45.811 <b>B</b>	30.511	45.356	2:29.944	66.4	8:54.342	8	2:22.939 <b>B</b>	28.002	33.658	1:21.279	104.8	31:34.812
4	13:59.138	...	34.080	1:04.835	17.9	22:53.480	9	4:57.234	3:11.244	34.863	1:11.127	50.4	36:32.046
5	<b>2:03.880</b>	<b>25.807</b>	<b>33.478</b>	<b>1:04.595</b>	121.0	24:57.360	<b>105</b> Luis Silva Luis Silva BMW E30 M3						
6	2:08.671	26.432	33.541	1:08.698	116.5	27:06.031	1	2:49.726	1:04.142	39.631	1:05.953	88.3	2:49.726
7	2:35.369	29.727	39.014	1:26.628	96.5	29:41.400	2	<b>1:53.865</b>	23.557	30.501	59.807	131.6	4:43.591
8	2:08.772	28.584	33.843	1:06.345	116.4	31:50.172	3	3:26.742 <b>B</b>	24.040	47.811	2:14.891	72.5	8:10.333
<b>83</b> Paulo Teixeira Paulo Teixeira BMW 325 I							4	14:51.285	...	32.344	1:04.300	16.8	23:01.618
1	3:29.608	1:32.633	37.303	1:19.672	71.5	3:29.608	5	1:55.653	24.092	31.214	1:00.347	129.6	24:57.271
2	2:43.446 <b>B</b>	28.406	34.367	1:40.673	91.7	6:13.054	6	2:27.720 <b>B</b>	28.131	41.008	1:18.581	101.5	27:24.991
3	17:07.215	...	34.768	1:08.455	14.6	23:20.269	7	3:02.874	1:32.961	30.575	<b>59.338</b>	82.0	30:27.865
4	2:09.358	<b>27.569</b>	34.244	1:07.545	115.9	25:29.627	8	2:36.646 <b>B</b>	23.060	<b>29.437</b>	1:44.149	95.7	33:04.511
5	<b>2:08.520</b>	28.020	<b>33.749</b>	<b>1:06.751</b>	116.6	27:38.147	9	2:27.090	48.738	34.517	1:03.835	101.9	35:31.601
6	2:43.932 <b>B</b>	28.545	40.339	1:35.048	91.4	30:22.079	<b>111</b> Manuel Fernandes Manuel Fernandes BMW 320 D						
<b>86</b> Duarte Trindade Duarte Trindade Citroen Saxo Cup							1	2:22.649	46.052	33.438	1:03.159	105.1	2:22.649
1	3:04.612	1:16.612	37.014	1:10.986	81.2	3:04.612	2	<b>1:52.070</b>	<b>23.676</b>	<b>29.664</b>	<b>58.730</b>	133.7	4:14.719
2	2:07.199	25.918	34.422	1:06.859	117.8	5:11.811	3	3:38.190 <b>B</b>	23.964	54.175	2:20.051	68.7	7:52.909
3	3:47.295 <b>B</b>	30.166	43.233	2:33.896	65.9	8:59.106	4	14:47.944	...	30.119	1:00.535	16.9	22:40.853
4	13:56.424	...	34.058	<b>1:04.724</b>	17.9	22:55.530	5	15:38.681 <b>B</b>	32.999	...	2:35.959	16.0	38:19.534
5	<b>2:05.803</b>	25.958	<b>33.945</b>	1:05.900	119.1	25:01.333	<b>128</b> Luis Palhao Luis Palhao BMW E36 2.8						
6	2:06.313	26.300	35.188	1:04.825	118.6	27:07.646	1	3:21.894	1:40.879	33.725	1:07.290	74.2	3:21.894
7	2:21.657 <b>B</b>	<b>25.577</b>	34.066	1:22.014	105.8	29:29.303	2	2:17.863 <b>B</b>	25.846	32.345	1:19.672	108.7	5:39.757
<b>87</b> Paulo Ferraz Paulo Ferraz Renault Clio 1.8 16V							3	17:57.913	...	40.579	1:06.887	13.9	23:37.670
1	3:30.435	1:21.042	45.488	1:23.905	71.2	3:30.435	4	2:01.611	25.149	<b>31.823</b>	1:04.639	123.2	25:39.281
2	2:56.492 <b>B</b>	29.820	36.409	1:50.263	84.9	6:26.927	5	1:59.977	25.198	32.425	1:02.354	124.9	27:39.258
3	17:19.202	...	43.195	1:11.912	14.4	23:46.129	6	<b>1:59.059</b>	25.894	32.204	<b>1:00.961</b>	125.9	29:38.317
4	2:15.864	28.829	37.079	1:09.956	110.3	26:01.993	7	2:10.403 <b>B</b>	26.196	32.258	1:11.949	114.9	31:48.720
5	2:14.659	28.848	35.993	1:09.818	111.3	28:16.652	8	3:24.795	1:42.704	35.958	1:06.133	73.2	35:13.515



ACDME Race Weekend GT3 Cup  
25 / 26 de Setembro de 2021



CPVL

ACDME Race Weekend GT3 Cup - 25 e 26 Setembro 2021  
TREINO CRONOMETRADO

Sector Analysis

— Invalidated Lap    ■ Personal Best    ■ Session Best    B Crossing the pit lane

Lap	Time	Sector 1	Sector 2	Sector 3	Kph	Elapsed	Lap	Time	Sector 1	Sector 2	Sector 3	Kph	Elapsed
9	2:01.107	24.583	32.596	1:03.928	123.7	37:14.622							

132 Filipe Matias						
Filipe Matias      Volvo T5						
1	2:29.331	57.295	31.441	1:00.595	100.4	2:29.331
2	1:51.922	23.305	30.137	58.480	133.9	4:21.253
3	3:39.257 B	23.482	51.866	2:23.909	68.4	8:00.510

133 Tomás Ribeiro						
Rui Ribeiro      Honda Civic Type R						
1	3:40.385	1:51.207	37.872	1:11.306	68.0	3:40.385
2	2:49.766 B	27.286	35.004	1:47.476	88.3	6:30.151
3	16:45.659	...	34.485	1:06.152	14.9	23:15.810
4	2:06.821	26.520	34.485	1:05.816	118.2	25:22.631
5	2:06.352	26.756	34.031	1:05.565	118.6	27:28.983
6	2:17.220 B	26.702	33.853	1:16.665	109.2	29:46.203
7	3:47.449	2:02.702	37.095	1:07.652	65.9	33:33.652
8	2:06.699	26.815	34.503	1:05.381	118.3	35:40.351
9	2:06.401	26.390	34.440	1:05.571	118.6	37:46.752

177 Helder Moura						
Helder Moura      Volvo S60						
1	2:28.783	54.464	31.556	1:02.763	100.7	2:28.783
2	1:52.102	23.097	30.383	58.622	133.7	4:20.885
3	3:43.000 B	24.712	51.873	2:26.415	67.2	8:03.885
4	15:11.033	...	33.612	1:03.206	16.5	23:14.918
5	1:55.324	24.558	31.356	59.410	130.0	25:10.242
6	2:02.703	23.919	36.941	1:01.843	122.1	27:12.945
7	1:52.738	23.580	30.827	58.331	132.9	29:05.683
8	1:52.315	24.186	30.212	57.917	133.4	30:57.998
9	1:51.209	23.172	30.198	57.839	134.8	32:49.207
10	1:52.114	23.644	30.155	58.315	133.7	34:41.321
11	1:50.549	23.304	29.916	57.329	135.6	36:31.870

188 Raul Delgado						
VLB Racing      Honda Civic Type R						
1	4:50.686 B	2:53.433	41.411	1:15.842	51.6	4:50.686
2	18:17.015	...	32.705	1:03.338	13.7	23:07.701
3	1:59.731	24.780	32.644	1:02.307	125.2	25:07.432
4	2:00.655	24.761	32.544	1:03.350	124.2	27:08.087
5	1:59.774	24.450	32.524	1:02.800	125.1	29:07.861
6	2:00.077	25.087	32.486	1:02.504	124.8	31:07.938
7	2:02.144	25.041	32.944	1:04.159	122.7	33:10.082
8	2:32.561 B	28.159	37.298	1:27.104	98.2	35:42.643