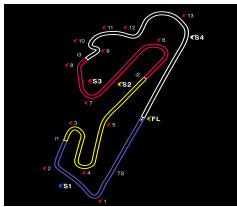




# ACDME Race Weekend GT3 Cup 25 / 26 de Setembro de 2021



## CPVC

### ACDME Race Weekend GT3 Cup - 25 e 26 Setembro 2021 CORRIDA 1

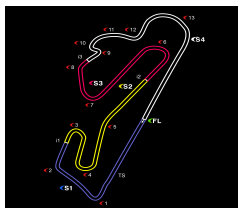
#### Sector Analysis

— Invalidated Lap    ■ Personal Best    ■ Session Best    B Crossing the pit lane

Lap	Time	Sector 1	Sector 2	Sector 3	Kph	Elapsed	Lap	Time	Sector 1	Sector 2	Sector 3	Kph	Elapsed
<b>2</b> Rui Costa Rui Costa Ford Escort RS 1600							4	1:55.725	24.619	<b>30.670</b>	1:00.436	129.5	7:52.962
1	1:55.103	27.991	29.844	57.268	130.2	1:55.103	5	1:54.184	<b>23.617</b>	30.803	59.764	131.3	9:47.146
2	1:48.214	22.809	<b>28.788</b>	56.617	138.5	3:43.317	6	1:54.573	23.969	30.703	59.901	130.8	11:41.719
3	1:48.965	23.179	29.385	56.401	137.5	5:32.282	7	1:58.452	25.513	31.211	1:01.728	126.5	13:40.171
4	1:48.592	22.587	29.049	56.956	138.0	7:20.874	8	2:30.384	31.264	43.495	1:15.625	99.7	16:10.555
5	1:48.847	22.635	29.065	57.147	137.7	9:09.721	9	2:00.710	26.448	33.606	1:00.656	124.2	18:11.265
6	1:49.174	22.509	29.233	57.432	137.3	10:58.895	10	<b>1:53.433</b>	23.813	30.754	<b>58.866</b>	132.1	20:04.698
7	2:15.911	24.318	29.844	1:21.749	110.3	13:14.806	11	1:55.999	24.537	31.408	1:00.054	129.2	22:00.697
8	2:47.767	41.350	47.562	1:18.855	89.3	16:02.573	12	1:54.678	24.346	30.917	59.415	130.7	23:55.375
9	1:48.677	23.251	29.040	56.386	137.9	17:51.250	13	1:55.419	24.214	31.000	1:00.205	129.8	25:50.794
10	<b>1:47.406</b>	<b>22.332</b>	28.952	<b>56.122</b>	139.5	19:38.656							
11	1:48.306	22.553	29.079	56.674	138.4	21:26.962							
12	1:47.865	22.405	28.941	56.519	138.9	23:14.827							
13	1:47.888	22.579	29.054	56.255	138.9	25:02.715							
<b>3</b> João Macedo Silva João Macedo Silva Porsche 911 RSR													
1	2:04.918	B 27.297	<b>28.240</b>	1:09.381	120.0	2:04.918							
<b>6</b> Joaquim Jorge Joaquim Jorge Ford Escort RS 1600													
1	1:52.477	27.536	<b>28.705</b>	56.236	133.2	1:52.477							
2	<b>1:47.397</b>	<b>22.374</b>	28.835	56.188	139.5	3:39.874							
3	1:48.081	22.515	28.995	56.571	138.7	5:27.955							
4	1:47.999	22.650	28.845	56.504	138.8	7:15.954							
5	1:48.650	22.614	29.251	56.785	137.9	9:04.604							
6	1:48.744	22.772	29.134	56.838	137.8	10:53.348							
7	2:20.862	33.395	30.795	1:26.672	106.4	13:14.210							
8	2:48.142	41.293	47.440	1:19.409	89.1	16:02.352							
9	1:47.547	23.001	28.805	<b>55.741</b>	139.4	17:49.899							
10	1:47.807	22.485	29.167	56.155	139.0	19:37.706							
11	1:47.863	22.409	29.150	56.304	138.9	21:25.569							
12	1:48.095	22.746	28.804	56.545	138.6	23:13.664							
13	1:48.492	22.623	29.079	56.790	138.1	25:02.156							
<b>7</b> Candido Monteiro Candido Monteiro Ford Escort RS 2000													
1	2:23.742	37.692	35.930	1:10.120	104.3	2:23.742							
2	2:12.171	27.963	35.147	1:09.061	113.4	4:35.913							
3	2:11.843	27.724	35.226	1:08.893	113.7	6:47.756							
4	2:12.867	27.540	35.245	1:10.082	112.8	9:00.623							
5	2:14.405	28.218	35.302	1:10.885	111.5	11:15.028							
6	2:22.473	28.107	38.187	1:16.179	105.2	13:37.501							
7	2:32.286	30.881	42.126	1:19.279	98.4	16:09.787							
8	2:13.355	29.419	35.786	1:08.150	112.4	18:23.142							
9	<b>2:10.856</b>	27.591	35.242	<b>1:08.023</b>	114.5	20:33.998							
10	2:12.131	27.428	35.255	1:09.448	113.4	22:46.129							
11	2:11.860	27.572	35.165	1:09.123	113.7	24:57.989							
12	2:10.873	<b>27.281</b>	<b>34.836</b>	1:08.756	114.5	27:08.862							
<b>10</b> Bruno Santos Bruno Santos Porsche 911 RSR													
1	2:04.185	31.493	32.392	1:00.300	120.7	2:04.185							
2	1:56.728	24.475	30.865	1:01.388	128.4	4:00.913							
3	1:56.324	24.566	31.706	1:00.052	128.8	5:57.237							
<b>15</b> Filipe Nogueira Filipe Nogueira Ford Escort RS 2000													
1	2:04.400	31.914	31.535	1:00.951	120.5	2:04.400							
2	1:56.598	24.871	<b>30.842</b>	1:00.885	128.5	4:00.998							
3	<b>1:55.864</b>	24.886	30.935	<b>1:00.043</b>	129.3	5:56.862							
4	1:57.252	25.487	31.311	1:00.454	127.8	7:54.114							
5	1:56.210	<b>24.000</b>	31.685	1:00.525	129.0	9:50.324							
6	4:09.499	2:22.695	37.149	1:09.655	60.1	13:59.823							
7	2:12.608	27.933	33.071	1:11.604	113.0	16:12.431							
8	2:08.119	26.952	33.670	1:07.497	117.0	18:20.550							
9	2:03.400	26.699	33.084	1:03.617	121.4	20:23.950							
10	2:00.094	25.323	32.032	1:02.739	124.8	22:24.044							
11	1:58.234	25.066	31.954	1:01.214	126.8	24:22.278							
12	1:58.592	24.374	32.212	1:02.006	126.4	26:20.870							
<b>18</b> Mario Meireles Mario Meireles Porsche 911 RSR													
1	1:58.995	29.797	30.601	58.597	125.9	1:58.995							
2	1:53.807	23.749	<b>30.302</b>	59.756	131.7	3:52.802							
3	<b>1:53.097</b>	<b>23.404</b>	30.455	59.238	132.5	5:45.899							
4	1:53.865	24.122	30.315	59.428	131.6	7:39.764							
5	1:54.387	23.437	31.096	59.854	131.0	9:34.151							
6	1:53.929	23.749	30.856	59.324	131.5	11:28.080							
7	2:09.727	25.055	31.146	1:13.526	115.5	13:37.807							
8	2:32.130	31.150	42.073	1:18.907	98.5	16:09.937							
9	2:01.709	26.262	35.208	1:00.239	123.1	18:11.646							
10	1:53.521	25.066	30.412	<b>58.043</b>	132.0	20:05.167							
<b>20</b> Rui Alves Rui Alves Ford Escort RS 1600													
1	1:55.287	28.138	29.522	57.627	130.0	1:55.287							
2	1:50.944	23.131	29.994	57.819	135.1	3:46.231							
3	1:50.951	23.343	29.812	57.796	135.1	5:37.182							
4	1:50.045	23.212	29.561	57.272	136.2	7:27.227							
5	1:50.276	22.871	29.854	57.551	135.9	9:17.503							
6	1:50.594	23.025	29.866	57.703	135.5	11:08.097							
7	2:09.742	24.160	32.904	1:12.678	115.5	13:17.839							
8	2:48.134	40.301	48.611	1:19.222	89.1	16:05.973							
9	1:49.914	23.448	29.496	56.970	136.4	17:55.887							
10	1:49.617	22.816	29.741	57.060	136.7	19:45.504							
11	<b>1:48.934</b>	22.680	<b>29.415</b>	<b>56.839</b>	137.6	21:34.438							
12	1:49.809	<b>22.663</b>	29.630	57.516	136.5	23:24.247							
13	1:49.569	22.888	29.485	57.196	136.8	25:13.816							
<b>24</b> Antonio Soares Antonio Soares Ford Escort RS 2000													



ACDME Race Weekend GT3 Cup  
25 / 26 de Setembro de 2021



CPVC

ACDME Race Weekend GT3 Cup - 25 e 26 Setembro 2021  
CORRIDA 1

Sector Analysis

— Invalidated Lap    ■ Personal Best    ■ Session Best    B Crossing the pit lane

Lap	Time	Sector 1	Sector 2	Sector 3	Kph	Elapsed	Lap	Time	Sector 1	Sector 2	Sector 3	Kph	Elapsed
1	1:56.588	28.968	30.199	57.421	128.5	1:56.588	3	1:51.861	23.535	29.646	58.680	134.0	5:40.429
2	1:51.125	23.269	30.103	57.753	134.9	3:47.713	4	<b>1:50.047</b>	23.330	29.515	57.202	136.2	7:30.476
3	1:51.435	23.477	29.782	58.176	134.5	5:39.148	5	1:51.015	23.554	<b>29.507</b>	57.954	135.0	9:21.491
4	1:50.866	23.401	29.697	57.768	135.2	7:30.014	6	1:50.770	23.316	29.610	57.844	135.3	11:12.261
5	1:50.322	23.170	29.723	57.429	135.8	9:20.336	7	2:07.541	24.188	32.669	1:10.684	117.5	13:19.802
6	1:50.925	23.153	29.889	57.883	135.1	11:11.261	8	2:47.247	40.363	49.039	1:17.845	89.6	16:07.049
7	2:07.817	23.232	31.851	1:12.734	117.3	13:19.078	9	1:50.823	23.981	29.947	<b>56.895</b>	135.2	17:57.872
8	2:47.669	39.989	48.939	1:18.741	89.4	16:06.747	10	1:50.237	23.328	29.547	57.362	136.0	19:48.109
9	1:49.606	23.521	<b>29.453</b>	<b>56.632</b>	136.7	17:56.353	11	1:51.748	<b>22.996</b>	30.786	57.966	134.1	21:39.857
10	<b>1:49.585</b>	<b>22.912</b>	29.621	57.052	136.8	19:45.938	12	1:52.369	23.401	29.877	59.091	133.4	23:32.226
11	1:49.616	22.999	29.552	57.065	136.7	21:35.554	13	1:53.707	24.181	30.147	59.379	131.8	25:25.933
12	1:50.742	23.155	30.111	57.476	135.3	23:26.296							
13	1:50.608	23.199	29.717	57.692	135.5	25:16.904							

**26** Francisco Mora  
Francisco Mora Porsche 911 RSR

1	1:55.647	28.376	29.662	57.609	129.6	1:55.647
2	<b>1:47.772</b>	22.894	<b>29.148</b>	<b>55.730</b>	139.1	3:43.419
3	1:49.370	22.484	30.251	56.635	137.0	5:32.789
4	2:03.324 B	<b>22.473</b>	30.162	1:10.689	121.5	7:36.113

**30** Carlos Fernandes  
Carlos Fernandes BMW 2002 Ti

1	2:02.809	30.455	31.536	1:00.818	122.0	2:02.809
2	<b>1:56.225</b>	<b>24.339</b>	31.537	<b>1:00.349</b>	128.9	3:59.034
3	1:56.978	24.425	31.441	1:01.112	128.1	5:56.012
4	1:57.113	24.717	<b>31.360</b>	1:01.036	128.0	7:53.125
5	1:57.437	24.660	32.038	1:00.739	127.6	9:50.562
6	1:59.008	26.041	31.786	1:01.181	125.9	11:49.570
7	2:00.296	25.471	32.537	1:02.288	124.6	13:49.866
8	2:21.438	25.659	39.985	1:15.794	106.0	16:11.304
9	1:59.319	25.749	32.798	1:00.772	125.6	18:10.623
10	1:57.879	25.565	31.805	1:00.509	127.1	20:08.502
11	1:57.597	24.937	32.049	1:00.611	127.4	22:06.099
12	1:58.013	24.772	31.916	1:01.325	127.0	24:04.112
13	1:57.792	25.134	31.780	1:00.878	127.2	26:01.904

**32** Jorge Cruz  
Jorge Cruz BMW 323i

1	2:03.406	30.975	31.914	1:00.517	121.4	2:03.406
2	1:55.892	24.521	31.324	1:00.047	129.3	3:59.298
3	1:54.983	<b>23.782</b>	31.128	1:00.073	130.3	5:54.281
4	1:55.424	24.232	31.465	59.727	129.8	7:49.705
5	1:55.305	24.131	31.286	59.888	130.0	9:45.010
6	1:55.473	23.996	31.350	1:00.127	129.8	11:40.483
7	1:58.448	25.071	31.479	1:01.898	126.5	13:38.931
8	2:31.407	31.189	42.548	1:17.670	99.0	16:10.338
9	1:57.639	25.388	31.911	1:00.340	127.4	18:07.977
10	1:55.231	24.211	31.179	59.841	130.1	20:03.208
11	1:54.995	24.112	31.134	59.749	130.3	21:58.203
12	1:55.021	23.964	31.091	59.966	130.3	23:53.224
13	<b>1:54.365</b>	23.967	<b>31.000</b>	<b>59.398</b>	131.0	25:47.589

**33** João Cruz  
João Cruz Ford Escort RS 1600

1	1:57.693	29.329	30.374	57.990	127.3	1:57.693
2	1:50.875	23.307	29.604	57.964	135.2	3:48.568

**35** Ricardo Pereira  
Ricardo Pereira Ford Escort RS 2000

1	2:01.795	30.698	31.712	59.385	123.0	2:01.795
2	1:54.534	23.862	31.302	59.370	130.9	3:56.329
3	1:55.214	24.160	31.394	59.660	130.1	5:51.543
4	1:54.937	24.130	31.433	59.374	130.4	7:46.480
5	1:54.841	24.104	31.152	59.585	130.5	9:41.321
6	1:54.887	24.192	31.280	59.415	130.4	11:36.208
7	2:02.087	24.977	31.621	1:05.489	122.8	13:38.295
8	2:31.899	31.231	42.574	1:18.094	98.7	16:10.194
9	1:58.672	26.515	32.025	1:00.132	126.3	18:08.866
10	1:54.404	24.002	<b>30.998</b>	59.404	131.0	20:03.270
11	1:55.113	24.471	31.282	59.360	130.2	21:58.383
12	1:55.370	24.743	31.261	59.366	129.9	23:53.753
13	<b>1:54.300</b>	<b>23.850</b>	31.129	<b>59.321</b>	131.1	25:48.053

**37** Joao Moreira  
Luis Liberal Ford Escort RS 2000

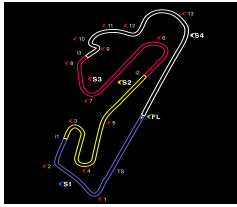
1	2:06.698	32.765	32.446	1:01.487	118.3	2:06.698
2	1:57.328	24.513	31.574	1:01.241	127.7	4:04.026
3	1:57.637	24.980	31.712	1:00.945	127.4	6:01.663
4	1:56.990	24.506	31.590	1:00.894	128.1	7:58.653
5	1:56.406	<b>24.342</b>	31.460	1:00.604	128.7	9:55.059
6	2:01.249	27.879	32.181	1:01.189	123.6	11:56.308
7	2:03.883	24.935	31.901	1:07.047	121.0	14:00.191
8	2:13.192	28.213	33.299	1:11.680	112.5	16:13.383
9	2:00.236	26.365	32.658	1:01.213	124.6	18:13.619
10	1:56.621	25.046	31.434	1:00.141	128.5	20:10.240
11	1:56.496	24.349	31.767	1:00.380	128.6	22:06.736
12	1:57.664	24.606	31.627	1:01.431	127.4	24:04.400
13	<b>1:56.074</b>	24.532	<b>31.411</b>	<b>1:00.131</b>	129.1	26:00.474

**42** Ribeiro de Lima  
Ribeiro de Lima BMW 1600 Ti

1	2:16.007	33.601	34.981	1:07.425	110.2	2:16.007
2	2:09.656	27.022	<b>34.945</b>	1:07.689	115.6	4:25.663
3	2:09.468	27.200	35.028	1:07.240	115.8	6:35.131
4	2:09.596	27.223	35.327	1:07.046	115.6	8:44.727
5	2:09.154	26.811	35.370	1:06.973	116.0	10:53.881
6	2:21.579	28.935	35.655	1:16.989	105.9	13:15.460
7	2:51.302	41.138	47.797	1:22.367	87.5	16:06.762
8	2:09.083	26.799	34.985	1:07.299	116.1	18:15.845
9	<b>2:08.475</b>	<b>26.328</b>	35.208	1:06.939	116.7	20:24.320
10	2:09.556	27.196	35.053	1:07.307	115.7	22:33.876
11	2:09.491	27.318	35.330	1:06.843	115.7	24:43.367



ACDME Race Weekend GT3 Cup  
25 / 26 de Setembro de 2021



CPVC

ACDME Race Weekend GT3 Cup - 25 e 26 Setembro 2021  
CORRIDA 1

Sector Analysis

— Invalidated Lap    ■ Personal Best    ■ Session Best    B Crossing the pit lane

Lap	Time	Sector 1	Sector 2	Sector 3	Kph	Elapsed	Lap	Time	Sector 1	Sector 2	Sector 3	Kph	Elapsed
12	2:08.759	26.922	35.060	1:06.777	116.4	26:52.126							

67		Marco Pinto		BMW 2020 Ti		
1	2:05.429	31.794	32.560	1:01.075	119.5	2:05.429
2	1:56.661	24.316	31.419	1:00.926	128.5	4:02.090
3	1:55.992	24.326	31.776	59.890	129.2	5:58.082
4	1:56.598	24.402	32.263	59.933	128.5	7:54.680
5	1:56.212	24.204	31.510	1:00.498	129.0	9:50.892
6	1:58.732	26.822	31.457	1:00.453	126.2	11:49.624
7	2:00.547	25.920	32.707	1:01.920	124.3	13:50.171
8	2:21.721	25.776	40.273	1:15.672	105.7	16:11.892
9	2:00.396	25.619	33.424	1:01.353	124.5	18:12.288
10	1:56.607	24.713	32.148	59.746	128.5	20:08.895
11	1:56.705	24.901	31.801	1:00.003	128.4	22:05.600
12	1:56.850	24.540	31.764	1:00.546	128.3	24:02.450
13	1:56.722	24.569	31.743	1:00.410	128.4	25:59.172

73		Pedro Bethencourth		Porsche 934 Turbo		
1	2:20.708	37.034	35.161	1:08.513	106.5	2:20.708
2	2:09.987	27.497	34.583	1:07.907	115.3	4:30.695
3	2:08.979	27.636	33.898	1:07.445	116.2	6:39.674
4	2:10.421	27.735	34.327	1:08.359	114.9	8:50.095
5	2:08.454	27.508	34.400	1:06.546	116.7	10:58.549
6	2:18.621	28.774	35.570	1:14.277	108.1	13:17.170
7	2:47.898	40.169	48.110	1:19.619	89.3	16:05.068
8	2:06.356	27.229	33.499	1:05.628	118.6	18:11.424
9	2:05.482	28.045	32.565	1:04.872	119.4	20:16.906
10	2:02.059	25.780	32.465	1:03.814	122.8	22:18.965
11	2:01.900	26.257	32.388	1:03.255	122.9	24:20.865
12	2:01.913	25.508	33.042	1:03.363	122.9	26:22.778