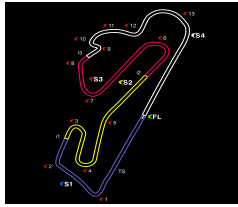




ACDME Race Weekend GT3 Cup
25 / 26 de Setembro de 2021



TROFEU C1
ACDME Race Weekend GT3 Cup - 25 e 26 Setembro 2021
CORRIDA 2

Sector Analysis

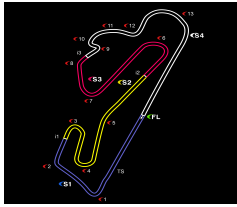
Invalidated Lap Personal Best Session Best Crossing the pit lane

Main data table with columns for Lap D, Time, Sector 1, Sector 2, Sector 3, Kph, Elapsed. Includes driver names like BRAD DIAS, JOAO FIGUEIREDO, and CASAS DO AMBIENTE.



ACDME Race Weekend GT3 Cup

25 / 26 de Setembro de 2021



TROFEU C1

ACDME Race Weekend GT3 Cup - 25 e 26 Setembro 2021

CORRIDA 2

Sector Analysis

— Invalidated Lap ■ Personal Best ■ Session Best B Crossing the pit lane

Lap	D	Time	Sector 1	Sector 2	Sector 3	Kph	Elapsed	Lap	D	Time	Sector 1	Sector 2	Sector 3	Kph	Elapsed
11	2	2:21.668	29.851	38.560	1:13.257	105.8	28:13.711	18	2	2:22.954	30.653	39.343	1:12.958	104.8	44:56.459
12	2	2:23.182	30.437	38.781	1:13.964	104.7	30:36.893	19	2	2:22.807	29.757	39.148	1:13.902	104.9	47:19.266
13	2	2:22.577	30.056	39.322	1:13.199	105.1	32:59.470	20	2	2:22.393	30.027	39.080	1:13.286	105.2	49:41.659
14	2	2:21.501	29.324	38.784	1:13.393	105.9	35:20.971	21	2	2:22.369	29.947	38.928	1:13.494	105.3	52:04.028
15	2	2:23.693	29.636	38.704	1:15.353	104.3	37:44.664	58 QUARESMA RACING TEAM CITROEN C1 1. ANDRE QUARESMA AM							
16	2	2:23.834	30.601	38.559	1:14.674	104.2	40:08.498	1	1	2:41.624	37.611	40.094	1:23.919	92.7	2:41.624
17	2	2:27.320	30.434	40.443	1:16.443	101.7	42:35.818	2	1	2:24.924	30.100	39.667	1:15.157	103.4	5:06.548
18	2	2:33.923	31.068	48.316	1:14.539	97.4	45:09.741	3	1	2:24.068	29.616	39.578	1:14.874	104.0	7:30.616
19	2	2:23.461	30.362	39.120	1:13.979	104.5	47:33.202	4	1	2:23.652	29.634	39.509	1:14.509	104.3	9:54.268
20	2	2:24.064	31.121	39.047	1:13.896	104.0	49:57.266	5	1	2:23.872	29.702	39.726	1:14.444	104.2	12:18.140
21	2	2:22.992	30.203	39.083	1:13.706	104.8	52:20.258	6	1	2:24.181	29.821	39.696	1:14.664	103.9	14:42.321
34 PAINT & GO 1 CITROEN C1 PRO 1. MARTIM MAGALHAES 2. DUARTE BOTELHO								58 QUARESMA RACING TEAM CITROEN C1 AM 1. ANDRE QUARESMA							
1	2	2:24.807	34.028	38.332	1:12.447	103.5	2:24.807	7	1	2:25.087	30.010	40.012	1:15.065	103.3	17:07.408
2	2	2:21.048	29.249	38.621	1:13.178	106.3	4:45.855	8	1	2:23.843	29.951	39.529	1:14.363	104.2	19:31.251
3	2	2:21.039	29.931	38.845	1:12.263	106.3	7:06.894	9	1	2:23.499	29.778	39.381	1:14.340	104.4	21:54.750
4	2	2:20.804	28.991	38.914	1:12.899	106.4	9:27.698	10	1	2:33.236	29.830	39.838	1:23.568	97.8	24:27.986
5	2	2:20.942	29.853	38.562	1:12.527	106.3	11:48.640	11	1	4:40.386	2:36.040	48.582	1:15.764	53.5	29:08.372
6	2	2:20.521	28.999	38.817	1:12.705	106.7	14:09.161	12	1	2:24.608	30.072	39.519	1:15.017	103.6	31:32.980
7	2	2:21.389	29.133	39.160	1:13.096	106.0	16:30.550	13	1	2:53.529	29.707	39.838	1:43.984	86.4	34:26.509
8	2	2:20.571	28.901	38.912	1:12.758	106.6	18:51.121	66 TEAM RUBRICA CITROEN C1 PRO 1. RUBEN COSTA 3. NUNO ALMEIDA 2. MARCELO BARBOSA 4. JOAO ALMEIDA							
9	2	2:26.351	29.420	38.788	1:18.143	102.4	21:17.472	1	3	2:32.835	38.059	40.004	1:14.772	98.1	2:32.835
10	2	4:00.723	2:09.725	38.640	1:12.358	62.3	25:18.195	2	3	2:23.309	30.074	39.366	1:13.869	104.6	4:56.144
11	2	2:20.747	29.005	38.601	1:13.141	106.5	27:38.942	3	3	2:22.442	29.382	39.262	1:13.798	105.2	7:18.586
12	2	2:20.381	28.942	38.736	1:12.703	106.8	29:59.323	4	3	2:22.473	29.841	38.603	1:14.029	105.2	9:41.059
13	2	2:20.511	29.265	38.662	1:12.584	106.7	32:19.834	5	3	2:22.392	29.558	38.606	1:14.228	105.3	12:03.451
14	2	2:20.194	29.215	38.696	1:12.283	106.9	34:40.028	6	3	2:22.146	29.563	39.033	1:13.550	105.4	14:25.597
15	2	2:21.436	29.529	38.692	1:13.215	106.0	37:01.464	7	3	2:22.389	29.721	39.125	1:13.543	105.3	16:47.986
16	2	2:20.274	29.208	38.433	1:12.633	106.8	39:21.738	8	3	2:22.126	29.641	38.893	1:13.592	105.4	19:10.112
17	2	2:23.209	29.088	38.350	1:15.771	104.6	41:44.947	9	3	2:24.296	30.004	39.313	1:14.979	103.9	21:34.408
18	2	2:20.733	29.515	38.543	1:12.675	106.5	44:05.680	10	3	2:30.291	30.804	39.141	1:20.346	99.7	24:04.699
19	2	2:20.582	29.321	38.580	1:12.681	106.6	46:26.262	11	4	4:06.765	2:10.837	40.832	1:15.096	60.7	28:11.464
20	2	2:20.552	29.211	38.592	1:12.749	106.6	48:46.814	12	4	2:24.040	30.050	39.444	1:14.546	104.0	30:35.504
21	2	2:20.666	29.307	38.823	1:12.536	106.5	51:07.480	13	4	2:23.152	29.597	39.736	1:13.819	104.7	32:58.656
40 ASTRILUSA RACING TEAM CITROEN C1 AM 1. RODRIGO CORREIA 2. ANTONIO CORREIA								66 TEAM RUBRICA CITROEN C1 PRO 1. RUBEN COSTA 3. NUNO ALMEIDA 2. MARCELO BARBOSA 4. JOAO ALMEIDA							
1	2	2:31.995	37.797	40.299	1:13.899	98.6	2:31.995	14	4	2:23.561	29.585	39.052	1:14.924	104.4	35:22.217
2	2	2:23.461	30.355	39.462	1:13.644	104.5	4:55.456	15	4	2:24.082	30.741	39.297	1:14.044	104.0	37:46.299
3	2	2:21.750	29.459	39.131	1:13.160	105.7	7:17.206	16	4	2:23.277	30.494	39.097	1:13.686	104.6	40:09.576
4	2	2:21.808	29.139	39.222	1:13.447	105.7	9:39.014	17	4	2:26.290	30.111	39.699	1:16.480	102.4	42:35.866
5	2	2:23.792	29.502	39.240	1:15.050	104.2	12:02.806	18	4	2:25.729	31.357	40.763	1:13.609	102.8	45:01.595
6	2	2:22.268	29.601	38.994	1:13.673	105.3	14:25.074	19	4	2:22.771	29.799	39.200	1:13.772	105.0	47:24.366
7	2	2:22.426	29.643	39.099	1:13.684	105.2	16:47.500	20	4	2:22.923	29.719	39.209	1:13.995	104.9	49:47.289
8	2	2:23.283	29.959	39.535	1:13.789	104.6	19:10.783	21	4	2:23.102	29.777	39.651	1:13.674	104.7	52:10.391
9	2	2:23.631	30.505	39.230	1:13.896	104.3	21:34.414	88 LJ SPORT 88 CITROEN C1 AM 1. PEDRO ALFACE 2. JOAO SILVESTRE							
10	2	2:23.311	30.252	39.193	1:13.866	104.6	23:57.725	1	2	2:25.571	34.351	39.062	1:12.158	103.0	2:25.571
11	2	2:29.006	29.761	39.129	1:20.116	100.6	26:26.731	2	2	2:20.670	29.432	38.753	1:12.485	106.5	4:46.241
12	2	4:09.956	2:16.207	39.534	1:14.215	60.0	30:36.687	3	2	2:19.388	28.510	38.623	1:12.255	107.5	7:05.629
13	2	2:23.092	30.336	39.071	1:13.685	104.7	32:59.779	4	2	2:20.516	29.455	38.610	1:12.451	106.7	9:26.145
14	2	2:22.677	29.562	39.662	1:13.453	105.0	35:22.456	5	2	2:20.112	29.250	38.545	1:12.317	107.0	11:46.257
15	2	2:23.884	30.358	39.707	1:13.819	104.2	37:46.340	6	2	2:20.022	29.022	38.680	1:12.320	107.0	14:06.279
16	2	2:22.546	30.141	39.211	1:13.194	105.1	40:08.886	7	2	2:19.762	29.164	38.541	1:12.057	107.2	16:26.041
17	2	2:24.619	30.198	39.956	1:14.465	103.6	42:33.505								



ACDME Race Weekend GT3 Cup

25 / 26 de Setembro de 2021



TROFEU C1

ACDME Race Weekend GT3 Cup - 25 e 26 Setembro 2021

CORRIDA 2

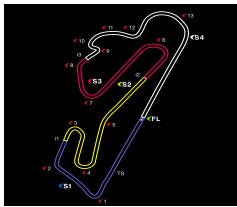
Sector Analysis

— Invalidated Lap ■ Personal Best ■ Session Best B Crossing the pit lane

Lap	D	Time	Sector 1	Sector 2	Sector 3	Kph	Elapsed	Lap	D	Time	Sector 1	Sector 2	Sector 3	Kph	Elapsed
8	2	2:19.943	29.193	38.574	1:12.176	107.1	18:45.984	2	2	2:22.262	29.452	39.060	1:13.750	105.3	4:51.587
9	2	2:29.493B	29.299	38.481	1:21.713	100.3	21:15.477	3	2	2:22.802	29.776	38.967	1:14.059	104.9	7:14.389
10	2	4:04.808	2:13.191	38.913	1:12.704	61.2	25:20.285	4	2	2:22.917	29.950	39.135	1:13.832	104.9	9:37.306
11	2	2:19.394	28.795	38.565	1:12.034	107.5	27:39.679	5	2	2:22.767	29.833	39.071	1:13.863	105.0	12:00.073
12	2	2:20.730	29.356	39.564	1:11.810	106.5	30:00.409	6	2	2:22.621	29.659	39.098	1:13.864	105.1	14:22.694
13	2	2:20.364	28.906	38.698	1:12.760	106.8	32:20.773	7	2	2:23.684	30.034	39.286	1:14.364	104.3	16:46.378
14	2	2:19.384	28.852	38.536	1:11.996	107.5	34:40.157	8	2	2:23.683	30.269	39.523	1:13.891	104.3	19:10.061
15	2	2:20.924	29.815	38.434	1:12.675	106.3	37:01.081	9	2	2:24.282	30.804	38.898	1:14.580	103.9	21:34.343
16	2	2:19.766	29.291	38.437	1:12.038	107.2	39:20.847	10	2	2:23.563	30.675	39.241	1:13.647	104.4	23:57.906
17	2	2:19.533	29.020	38.464	1:12.049	107.4	41:40.380	11	2	2:30.344B	30.077	39.048	1:21.219	99.7	26:28.250
18	2	2:20.066	29.475	38.433	1:12.158	107.0	44:00.446	12	2	4:04.566	2:11.708	38.839	1:14.019	61.3	30:32.816
19	2	2:19.864	29.252	38.368	1:12.244	107.2	46:20.310	13	2	2:23.065	30.126	39.026	1:13.913	104.8	32:55.881
20	2	2:19.903	29.221	38.596	1:12.086	107.1	48:40.213	14	2	2:22.877	29.998	38.797	1:14.082	104.9	35:18.758
21	2	2:20.256	29.403	38.455	1:12.398	106.9	51:00.469	15	2	2:25.359	31.113	39.290	1:14.956	103.1	37:44.117
330 WALLUP WOODLAB CITROEN C1 PRO 1.GONÇALO GAVAO 2.JORGE PASSANHA								16	2	2:23.998	30.754	38.712	1:14.532	104.1	40:08.115
								17	2	2:25.258	31.151	39.973	1:14.134	103.2	42:33.373
352 PAINT & GO 2 CITROEN C1 GUEST 1.LOURENÇO ROSA 2.LOURENÇO MAGALHAES								18	2	2:22.387	30.214	38.783	1:13.390	105.3	44:55.760
								19	2	2:22.573	29.788	39.266	1:13.519	105.1	47:18.333
911 RAZAO AUTOMOVEL CITROEN C1 AM 1.GUILHERME COSTA 2.DIOGO TEIXEIRA								20	2	2:22.242	29.672	38.861	1:13.709	105.4	49:40.575
								21	2	2:22.181	29.767	38.870	1:13.544	105.4	52:02.756
999 AUTOCLOCHE & GO!!! CITROEN C1 AM 1.PEDRO PINTO 2.PEDRO ESCARIGO								1	2	2:33.050	38.299	40.143	1:14.608	97.9	2:33.050
								2	2	2:23.491	30.822	39.155	1:13.514	104.4	4:56.541
888 888 MOTORSPORT CITROEN C1 PRO 1.PEDRO GIL 2.PEDRO ANTUNES								3	2	2:23.612	30.561	39.368	1:13.683	104.4	7:20.153
								4	2	2:22.800	29.510	39.729	1:13.561	104.9	9:42.953
999 AUTOCLOCHE & GO!!! CITROEN C1 AM 1.PEDRO PINTO 2.PEDRO ESCARIGO								5	2	2:22.463	29.611	39.247	1:13.605	105.2	12:05.416
								6	2	2:22.843	29.536	39.903	1:13.404	104.9	14:28.259
999 AUTOCLOCHE & GO!!! CITROEN C1 AM 1.PEDRO PINTO 2.PEDRO ESCARIGO								7	2	2:22.437	29.579	39.326	1:13.532	105.2	16:50.696
								8	2	2:22.076	29.463	39.073	1:13.540	105.5	19:12.772
999 AUTOCLOCHE & GO!!! CITROEN C1 AM 1.PEDRO PINTO 2.PEDRO ESCARIGO								9	2	2:24.086	29.783	39.858	1:14.445	104.0	21:36.858
								10	2	2:33.649B	30.569	39.016	1:24.064	97.5	24:10.507
999 AUTOCLOCHE & GO!!! CITROEN C1 AM 1.PEDRO PINTO 2.PEDRO ESCARIGO								11	2	4:02.499	2:10.015	39.232	1:13.252	61.8	28:13.006
								12	2	2:22.804	29.999	39.299	1:13.506	104.9	30:35.810
999 AUTOCLOCHE & GO!!! CITROEN C1 AM 1.PEDRO PINTO 2.PEDRO ESCARIGO								13	2	2:23.356	29.435	39.510	1:14.411	104.5	32:59.166
								14	2	2:23.631	29.895	40.033	1:13.703	104.3	35:22.797
999 AUTOCLOCHE & GO!!! CITROEN C1 AM 1.PEDRO PINTO 2.PEDRO ESCARIGO								15	2	2:23.927	30.348	39.969	1:13.610	104.1	37:46.724
								16	2	2:23.123	30.346	39.340	1:13.437	104.7	40:09.847
999 AUTOCLOCHE & GO!!! CITROEN C1 AM 1.PEDRO PINTO 2.PEDRO ESCARIGO								17	2	2:26.198	30.207	39.913	1:16.078	102.5	42:36.045
								18	2	2:26.676	31.354	41.739	1:13.583	102.2	45:02.721
999 AUTOCLOCHE & GO!!! CITROEN C1 AM 1.PEDRO PINTO 2.PEDRO ESCARIGO								19	2	2:22.914	29.865	39.694	1:13.355	104.9	47:25.635
								20	2	2:22.399	29.762	39.332	1:13.305	105.2	49:48.034
999 AUTOCLOCHE & GO!!! CITROEN C1 AM 1.PEDRO PINTO 2.PEDRO ESCARIGO								21	2	2:22.773	29.723	39.477	1:13.573	105.0	52:10.807
								1	2	2:29.325	36.062	39.100	1:14.163	100.4	2:29.325



ACDME Race Weekend GT3 Cup
25 / 26 de Setembro de 2021



TROFEU C1

ACDME Race Weekend GT3 Cup - 25 e 26 Setembro 2021 CORRIDA 2

Sector Analysis

— Invalidated Lap ■ Personal Best ■ Session Best **B** Crossing the pit lane

Lap	D	Time	Sector 1	Sector 2	Sector 3	Kph	Elapsed	Lap	D	Time	Sector 1	Sector 2	Sector 3	Kph	Elapsed
9	1	2:24.574	30.258	39.754	1:14.562	103.7	21:36.674								
10	1	2:30.759 B	30.244	39.169	1:21.346	99.4	24:07.433								
11	1	4:05.845	2:13.368	39.237	1:13.240	61.0	28:13.278								
12	1	2:24.449	30.290	39.341	1:14.818	103.8	30:37.727								
13	1	2:22.841	29.674	39.551	1:13.616	104.9	33:00.568								
14	1	2:22.539	29.334	39.708	1:13.497	105.1	35:23.107								
15	1	2:23.848	30.724	39.542	1:13.582	104.2	37:46.955								
16	1	2:23.273	30.386	39.427	1:13.460	104.6	40:10.228								
17	1	2:23.986	29.983	39.228	1:14.775	104.1	42:34.214								
18	1	2:22.958	30.127	39.403	1:13.428	104.8	44:57.172								
19	1	2:22.051	29.693	38.756	1:13.602	105.5	47:19.223								
20	1	2:22.139	29.861	39.042	1:13.236	105.4	49:41.362								
21	1	2:23.023	29.968	39.033	1:14.022	104.8	52:04.385								