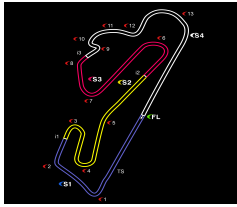




ACDME Race Weekend GT3 Cup 25 / 26 de Setembro de 2021



TROFEU C1

ACDME Race Weekend GT3 Cup - 25 e 26 Setembro 2021 CORRIDA 1

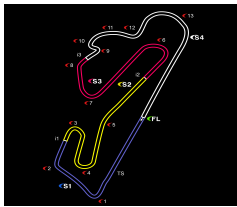
Sector Analysis

— Invalidated Lap ■ Personal Best ■ Session Best B Crossing the pit lane

Lap	D	Time	Sector 1	Sector 2	Sector 3	Kph	Elapsed	Lap	D	Time	Sector 1	Sector 2	Sector 3	Kph	Elapsed			
9	OUTSCOPE 1. BRAD DIAS							CITROEN C1 AM	4	1	2:22.196	29.617	39.106	1:13.473	105.4	9:34.832		
	5	1	2:22.390	30.167	39.144	1:13.079	105.3		11:57.222									
	6	1	2:23.722	29.999	39.274	1:14.449	104.3		14:20.944									
	7	1	2:22.462	29.802	38.972	1:13.688	105.2		16:43.406									
	8	1	2:22.093	29.729	39.035	1:13.329	105.5		19:05.499									
	9	1	2:22.295	29.742	38.902	1:13.651	105.3		21:27.794									
	10	1	2:22.038	29.625	39.093	1:13.320	105.5		23:49.832									
	11	1	2:22.328	29.975	38.927	1:13.426	105.3		26:12.160									
	12	1	2:29.638	29.699	40.384	1:19.555	100.2		28:41.798									
	13	2	4:35.006	2:38.041	40.112	1:16.853	54.5		33:16.804									
	14	2	2:28.023	30.561	40.655	1:16.807	101.2		35:44.827									
	15	2	2:25.016	30.018	39.118	1:15.880	103.3		38:09.843									
	16	2	2:24.363	30.302	38.964	1:15.097	103.8		40:34.206									
	17	2	2:24.755	30.446	39.098	1:15.211	103.5		42:58.961									
	18	2	2:24.153	30.288	38.930	1:14.935	104.0		45:23.114									
	19	2	2:24.657	30.117	39.130	1:15.410	103.6		47:47.771									
	20	2	2:24.125	30.040	39.032	1:15.053	104.0		50:11.896									
	21	2	2:23.876	30.002	39.049	1:14.825	104.2		52:35.772									
	18	GS COMPETIZIONE 1. JOAO FIGUEIREDO 2. MANUEL OLIVEIRA							CITROEN C1 AM	1	1	2:27.570	34.345	38.860	1:14.365	101.6	2:27.570	
		2	1	2:21.205	29.340	38.703	1:13.162			106.1	4:48.775							
		3	1	2:22.796	29.959	39.396	1:13.441			105.0	7:11.571							
		4	1	2:21.041	29.853	38.626	1:12.562			106.3	9:32.612							
		5	1	2:21.066	29.433	39.167	1:12.466			106.2	11:53.678							
		6	1	2:20.276	29.105	39.079	1:12.092			106.8	14:13.954							
7		1	2:20.118	29.200	38.679	1:12.239	107.0	16:34.072										
8		1	2:19.828	29.063	38.485	1:12.280	107.2	18:53.900										
9		1	2:20.529	29.443	38.656	1:12.430	106.6	21:14.429										
10		1	2:25.759	29.378	38.529	1:17.852	102.8	23:40.188										
11		1	4:09.355	2:17.240	38.722	1:13.393	60.1	27:49.543										
12		1	2:20.900	29.485	38.662	1:12.753	106.4	30:10.443										
13		1	2:20.116	29.212	38.425	1:12.479	107.0	32:30.559										
14		1	2:20.568	29.251	38.752	1:12.565	106.6	34:51.127										
15		1	2:20.337	29.292	38.558	1:12.487	106.8	37:11.464										
16		1	2:20.080	29.278	38.476	1:12.326	107.0	39:31.544										
17		1	2:20.631	29.940	38.488	1:12.203	106.6	41:52.175										
18		1	2:20.322	29.131	38.695	1:12.496	106.8	44:12.497										
19		1	2:19.834	28.995	38.487	1:12.352	107.2	46:32.331										
20		1	2:19.628	29.002	38.396	1:12.230	107.3	48:51.959										
21		1	2:19.883	29.123	38.548	1:12.212	107.1	51:11.842										
21		R4F 1. SIMPLICIO TAVEIRA 2. PEDRO PINTO								CITROEN C1 PRO	1	2	2:26.961	34.820	38.754	1:13.387	102.0	2:26.961
		2	2	2:21.344	29.557	38.838	1:12.949	106.0			4:48.305							
		3	2	2:21.881	29.864	39.374	1:12.643	105.6			7:10.186							
	4	2	2:21.682	29.347	39.387	1:12.948	105.8	9:31.868										
	5	2	2:22.510	29.555	39.040	1:13.915	105.2	11:54.378										
	6	2	2:21.992	29.794	39.081	1:13.117	105.5	14:16.370										
	7	2	2:22.575	30.208	39.020	1:13.347	105.1	16:38.945										
	8	2	2:22.353	29.822	39.190	1:13.341	105.3	19:01.298										
	9	2	2:22.298	29.848	39.235	1:13.215	105.3	21:23.596										
	10	2	2:22.477	29.768	39.441	1:13.268	105.2	23:46.073										
	11	2	2:26.253	29.757	39.003	1:17.493	102.5	26:12.326										
	12	1	4:33.696	2:38.800	39.618	1:15.278	54.8	30:46.022										
	13	1	2:24.802	30.539	39.393	1:14.870	103.5	33:10.824										
	14	1	2:24.369	30.168	39.574	1:14.627	103.8	35:35.193										
	15	1	2:23.474	30.007	39.201	1:14.266	104.5	37:58.667										
	16	1	2:22.537	30.041	39.112	1:13.384	105.1	40:21.204										
	17	1	2:22.521	29.854	38.993	1:13.674	105.2	42:43.725										
	18	1	2:22.649	29.931	38.950	1:13.768	105.1	45:06.374										
	19	1	2:22.180	29.857	38.927	1:13.396	105.4	47:28.554										
	20	1	2:21.690	29.677	38.976	1:13.037	105.8	49:50.244										
	21	1	2:22.023	29.862	38.948	1:13.213	105.5	52:12.267										
	20	CASAS DO AMBIENTE 1. RICARDO AGUAS 2. MARIO COSTA 3. GIL CORREIA 4. JOAO CARRILHO							CITROEN C1 AM		1	1	2:28.096	35.256	39.119	1:13.721	101.2	2:28.096
		2	1	2:21.313	29.660	38.867	1:12.786	106.1			4:49.409							
		3	1	2:23.227	29.688	39.419	1:14.120	104.6			7:12.636							
33		TZI DESIGNS RACING TEAM 1. JOAO MOREIRA 2. LUIS LIBERAL								CITROEN C1 PRO	1	1	2:25.418	33.370	39.170	1:12.878	103.1	2:25.418
		2	1	2:20.896	29.305	38.747	1:12.844	106.4			4:46.314							
		3	1	2:21.297	29.282	38.790	1:13.225	106.1			7:07.611							
		4	1	2:21.442	29.357	38.965	1:13.120	106.0			9:29.053							
		5	1	2:21.393	29.391	38.782	1:13.220	106.0			11:50.446							
		6	1	2:21.350	29.504	38.711	1:13.135	106.0			14:11.796							
		7	1	2:21.319	29.511	38.769	1:13.039	106.0			16:33.115							
		8	1	2:20.796	29.404	38.839	1:12.553	106.4			18:53.911							
		9	1	2:20.817	29.749	38.677	1:12.391	106.4			21:14.728							
		10	1	2:20.491	29.423	38.613	1:12.455	106.7			23:35.219							



ACDME Race Weekend GT3 Cup
25 / 26 de Setembro de 2021



TROFEU C1

ACDME Race Weekend GT3 Cup - 25 e 26 Setembro 2021
CORRIDA 1

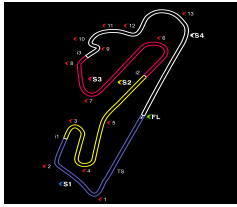
Sector Analysis

Invalidated Lap Personal Best Session Best Crossing the pit lane

Main race results table with columns for Lap, D, Time, Sector 1-3, Kph, Elapsed, and driver/team information for various participants like QARESMA RACING TEAM, PAINT & GO 1, ASTRILUSA RACING TEAM, and others.



ACDME Race Weekend GT3 Cup
25 / 26 de Setembro de 2021



TROFEU C1

ACDME Race Weekend GT3 Cup - 25 e 26 Setembro 2021 CORRIDA 1

Sector Analysis

— Invalidated Lap ■ Personal Best ■ Session Best B Crossing the pit lane

Lap	D	Time	Sector 1	Sector 2	Sector 3	Kph	Elapsed	Lap	D	Time	Sector 1	Sector 2	Sector 3	Kph	Elapsed
9	2	2:21.529	29.692	38.834	1:13.003	105.9	21:19.298								
10	2	2:27.325 B	29.476	38.684	1:19.165	101.7	23:46.623								
11	2	4:04.945	2:13.381	38.672	1:12.892	61.2	27:51.568								
12	2	2:20.567	29.392	38.697	1:12.478	106.6	30:12.135								
13	2	2:20.835	29.508	38.669	1:12.658	106.4	32:32.970								
14	2	2:20.220	29.165	38.614	1:12.441	106.9	34:53.190								
15	2	2:20.253	29.231	38.577	1:12.445	106.9	37:13.443								
16	2	2:20.702	29.250	38.922	1:12.530	106.5	39:34.145								
17	2	2:20.422	29.326	38.725	1:12.371	106.7	41:54.567								
18	2	2:20.607	29.370	38.742	1:12.495	106.6	44:15.174								
19	2	2:20.508	29.308	38.690	1:12.510	106.7	46:35.682								
20	2	2:20.850	29.360	38.869	1:12.621	106.4	48:56.532								
21	2	2:21.156	29.158	38.804	1:13.194	106.2	51:17.688								