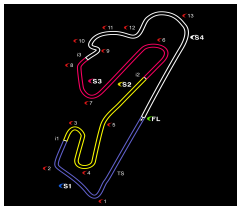




ACDME Race Weekend GT3 Cup

25 / 26 de Setembro de 2021



GT3 Cup

ACDME Race Weekend GT3 Cup - 25 e 26 Setembro 2021

TREINOS CRONOMETRADOS 2

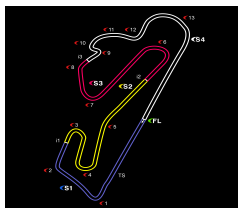
Sector Analysis

— Invalidated Lap ■ Personal Best ■ Session Best B Crossing the pit lane

Lap	Time	Sector 1	Sector 2	Sector 3	Kph	Elapsed	Lap	Time	Sector 1	Sector 2	Sector 3	Kph	Elapsed		
3 FRANCISCO CRUZ							11 JOAO PARREIRA								
RACAR MOTORSPORT PORSCHE 911 GT3 CUP							REVISLOGOS PORSCHE 911 GT3 CUP								
1	2:28.828	50.311	37.379	1:01.138	100.7	2:28.828	1	3:53.295	2:18.037	35.045	1:00.213	64.2	3:53.295		
2	1:53.657	22.530	33.268	57.859	131.9	4:22.485	2	1:44.733	21.834	28.486	54.413	143.1	5:38.028		
3	1:40.642	20.832	27.320	52.490	148.9	6:03.127	3	1:42.722	21.240	27.899	53.583	145.9	7:20.750		
4	1:41.227	20.860	27.694	52.673	148.1	7:44.354	4	1:46.292	21.548	27.974	56.770	141.0	9:07.042		
5	2:10.040	B 21.572	28.682	1:19.786	115.2	9:54.394	5	2:39.071	B 33.720	35.863	1:29.488	94.2	11:46.113		
6	17:04.744	...	28.195	53.126	14.6	26:59.138	6	17:00.248	...	30.222	55.630	14.7	28:46.361		
7	1:40.768	21.090	27.131	52.547	148.7	28:39.906	7	1:43.989	21.690	27.896	54.403	144.1	30:30.350		
8	1:41.558	20.945	27.824	52.789	147.6	30:21.464	8	1:43.519	21.632	28.173	53.714	144.8	32:13.869		
9	1:40.510	20.741	27.274	52.495	149.1	32:01.974	9	1:42.959	21.312	27.501	54.146	145.6	33:56.828		
10	1:43.906	20.813	27.216	55.877	144.2	33:45.880	10	1:42.069	21.119	27.384	53.566	146.8	35:38.897		
11	1:43.575	20.763	27.227	55.585	144.7	35:29.455									
12	2:43.977	B 23.172	31.865	1:48.940	91.4	38:13.432									
4 RODRIGO ALMEIDA							12 JORGE AREIA								
MONTEIROS COMPETICOES PORSCHE 911 GT3 CUP							JORGE AREIA PORSCHE 911 GT3 CUP								
1	2:36.322	58.270	33.965	1:04.087	95.9	2:36.322	1	2:26.908	43.624	42.943	1:00.341	102.0	2:26.908		
2	1:47.217	21.977	27.799	57.441	139.8	4:23.539	2	1:54.449	22.926	33.336	58.187	130.9	4:21.357		
3	1:41.805	21.101	27.688	53.016	147.2	6:05.344	3	1:41.271	20.968	27.563	52.740	148.0	6:02.628		
4	1:41.158	20.855	27.285	53.018	148.2	7:46.502	4	1:41.280	20.889	27.709	52.682	148.0	7:43.908		
5	2:10.583	B 22.016	29.027	1:19.540	114.8	9:57.085	5	2:07.299	B 20.711	27.516	1:19.072	117.7	9:51.207		
6	17:55.069	...	35.805	1:07.850	13.9	27:52.154	6	18:26.162	...	36.658	54.438	13.5	28:17.369		
7	1:45.565	22.145	28.008	55.412	142.0	29:37.719	7	1:40.637	20.713	27.232	52.692	148.9	29:58.006		
8	1:43.998	21.271	28.613	54.114	144.1	31:21.717	8	1:43.754	20.724	28.238	54.792	144.4	31:41.760		
9	1:43.735	21.226	29.412	53.097	144.5	33:05.452	9	1:57.589	B 20.643	27.641	1:09.305	127.5	33:39.349		
10	1:42.253	20.811	27.028	54.414	146.6	34:47.705									
11	1:40.411	20.919	26.822	52.670	149.3	36:28.116									
5 FRANCISCO CARVALHO							13 LUIS ROCHA								
FRANCISCO CARVALHO PORSCHE 911 GT3 CUP							LUIS ROCHA PORSCHE 911 GT3 CUP								
1	5:49.201	4:09.547	38.213	1:01.441	42.9	5:49.201	1	3:09.106	1:22.630	38.922	1:07.554	79.3	3:09.106		
2	1:48.055	23.777	29.425	54.853	138.7	7:37.256	2	1:57.450	26.508	32.770	58.172	127.6	5:06.556		
3	2:05.442	B 20.984	27.686	1:16.772	119.5	9:42.698	3	1:48.237	24.422	28.272	55.543	138.5	6:54.793		
4	18:23.157	...	29.002	57.822	13.6	28:05.855	4	1:41.945	21.169	27.573	53.203	147.0	8:36.738		
5	1:41.023	20.680	27.234	53.109	148.4	29:46.878	5	2:39.754	B 22.797	42.033	1:34.924	93.8	11:16.492		
6	1:40.188	20.709	27.158	52.321	149.6	31:27.066	6	16:26.462	...	38.438	1:04.928	15.2	27:42.954		
7	1:41.365	20.987	27.433	52.945	147.8	33:08.431	7	1:44.377	21.022	30.122	53.233	143.6	29:27.331		
8	1:41.262	20.852	27.523	52.887	148.0	34:49.693	8	1:41.557	21.108	27.380	53.069	147.6	31:08.888		
9	2:15.245	B 21.127	27.280	1:26.838	110.8	37:04.938	9	1:41.065	20.923	27.185	52.957	148.3	32:49.953		
							10	1:41.257	20.745	27.387	53.125	148.0	34:31.210		
							11	1:44.688	20.807	27.714	56.167	143.2	36:15.898		
9 JOSE OLIVEIRA							17 DIOGO ROCHA								
JOSE OLIVEIRA PORSCHE 911 GT3 CUP							DIOGO ROCHA PORSCHE 911 GT3 CUP								
1	2:44.446	1:00.791	35.919	1:07.736	91.1	2:44.446	1	2:36.279	57.150	33.378	1:05.751	95.9	2:36.279		
2	1:56.417	24.717	30.788	1:00.912	128.7	4:40.863	2	1:48.785	22.725	28.691	57.369	137.8	4:25.064		
3	1:50.398	22.763	29.547	58.088	135.8	6:31.261	3	1:44.137	21.622	28.091	54.424	143.9	6:09.201		
4	1:50.577	23.055	29.673	57.849	135.5	8:21.838	4	1:44.122	21.459	28.164	54.499	143.9	7:53.323		
5	2:37.681	B 23.713	39.514	1:34.454	95.0	10:59.519	5	2:09.952	B 21.165	27.922	1:20.865	115.3	10:03.275		
6	16:48.848	...	36.575	1:07.194	14.9	27:48.367	6	17:05.700	...	30.000	56.035	14.6	27:08.975		
7	1:52.893	23.119	29.795	59.979	132.8	29:41.260									
8	1:56.687	22.453	34.345	59.889	128.4	31:37.947									
9	1:52.351	22.806	30.804	58.741	133.4	33:30.298									
10	1:54.000	22.934	29.429	1:01.637	131.5	35:24.298									
11	1:52.176	23.029	29.714	59.433	133.6	37:16.474									
19 PEDRO BRANCO							19 PEDRO BRANCO								
PEDRO BRANCO PORSCHE 911 GT3 CUP							PEDRO BRANCO PORSCHE 911 GT3 CUP								
1	2:37.078	1:01.611	32.936	1:02.531	95.4	2:37.078	1	2:37.078	1:01.611	32.936	1:02.531	95.4	2:37.078		
2	1:50.180	25.135	28.422	56.623	136.0	4:27.258	2	1:50.180	25.135	28.422	56.623	136.0	4:27.258		
3	1:44.511	21.534	27.928	55.049	143.4	6:11.769	3	1:44.511	21.534	27.928	55.049	143.4	6:11.769		
4	1:44.231	21.572	28.059	54.600	143.8	7:56.000	4	1:44.231	21.572	28.059	54.600	143.8	7:56.000		
5	2:13.559	B 21.338	28.899	1:23.322	112.2	10:09.559	5	2:13.559	B 21.338	28.899	1:23.322	112.2	10:09.559		
6	17:36.256	...	38.702	1:06.417	14.2	27:45.815	6	17:36.256	...	38.702	1:06.417	14.2	27:45.815		



ACDME Race Weekend GT3 Cup
25 / 26 de Setembro de 2021



GT3 Cup

ACDME Race Weekend GT3 Cup - 25 e 26 Setembro 2021
TREINOS CRONOMETRADOS 2

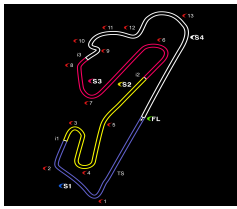
Sector Analysis

— Invalidated Lap ■ Personal Best ■ Session Best B Crossing the pit lane

Lap	Time	Sector 1	Sector 2	Sector 3	Kph	Elapsed	Lap	Time	Sector 1	Sector 2	Sector 3	Kph	Elapsed
7	1:46.636	22.310	29.191	55.135	140.5	29:32.451	1	2:36.148	56.290	33.744	1:06.114	96.0	2:36.148
8	1:48.763	21.373	30.370	57.020	137.8	31:21.214	2	1:55.974	25.713	30.620	59.641	129.2	4:32.122
9	1:46.239	21.446	29.226	55.567	141.1	33:07.453	3	1:49.123	23.452	28.463	57.208	137.3	6:21.245
10	1:45.993	21.503	28.809	55.681	141.4	34:53.446	4	1:47.675	22.783	28.184	56.708	139.2	8:08.920
23 ALVARO RAMOS							5 2:08.495B 22.923 28.739 1:16.833 116.6 10:17.415						
JOAO VIEIRA PORSCHE 911 GT3 CUP							6 17:29.436 ... 37.187 1:06.740 14.3 27:46.851						
1	2:47.107	1:05.953	33.356	1:07.798	89.7	2:47.107	7	1:49.097	22.624	28.731	57.742	137.4	29:35.948
2	1:57.666	25.835	30.387	1:01.444	127.4	4:44.773	8	1:49.047	22.570	28.579	57.898	137.4	31:24.995
3	1:53.837	24.234	29.943	59.660	131.7	6:38.610	9	1:49.069	22.922	29.724	56.423	137.4	33:14.064
4	1:54.301	23.839	30.338	1:00.124	131.1	8:32.911	10	1:47.457	22.765	28.049	56.643	139.5	35:01.521
5	2:41.024B	25.791	39.159	1:36.074	93.1	11:13.935	11	2:09.895B	22.580	27.985	1:19.330	115.4	37:11.416
6	16:36.456	...	36.040	1:08.076	15.0	27:50.391	72 JOSE BARROS						
7	1:57.877	24.919	32.336	1:00.622	127.1	29:48.268	MDRIVING RACING TEAM PORSCHE 911 GT3 CUP						
8	1:55.060	23.405	31.728	59.927	130.3	31:43.328	1	9:30.324	7:55.053	30.690	1:04.581	26.3	9:30.324
9	1:54.400	23.473	30.652	1:00.275	131.0	33:37.728	2	4:08.245B	42.851	50.467	2:34.927	60.4	13:38.569
10	1:51.322	23.166	29.557	58.599	134.6	35:29.050	3	16:16.677	...	31.442	1:04.138	15.3	29:55.246
27 JOSE RODRIGUES							4 1:51.328 22.779 30.932 57.617 134.6 31:46.574						
JOSE RODRIGUES PORSCHE 911 GT3 CUP							5 1:51.651 22.860 31.040 57.751 134.2 33:38.225						
1	2:26.134	42.552	42.474	1:01.108	102.6	2:26.134	6	2:06.346B	23.129	29.696	1:13.521	118.6	35:44.571
2	1:53.722	22.557	33.382	57.783	131.8	4:19.856	7	2:14.344B	111.6	37:58.915
3	1:40.528	20.790	27.148	52.590	149.1	6:00.384	77 JOSE ROCHA						
4	1:39.776	20.705	27.119	51.952	150.2	7:40.160	DIOGO ROCHA PORSCHE 911 GT3 CUP						
5	2:07.207B	20.483	26.906	1:19.818	117.8	9:47.367	1	3:00.204	1:08.478	37.565	1:14.161	83.2	3:00.204
6	18:28.753	...	37.800	54.170	13.5	28:16.120	2	2:18.945	30.486	39.671	1:08.788	107.9	5:19.149
7	1:39.566	20.617	26.766	52.183	150.5	29:55.686	3	1:48.188	22.876	28.549	56.763	138.5	7:07.337
8	1:39.432	20.400	26.956	52.076	150.7	31:35.118	4	1:47.051	21.972	28.504	56.575	140.0	8:54.388
9	1:40.266	20.420	26.753	53.093	149.5	33:15.384	5	2:39.670B	29.953	42.240	1:27.477	93.9	11:34.058
10	2:08.985B	26.932	32.086	1:09.967	116.2	35:24.369	6	16:11.103	...	38.646	1:06.413	15.4	27:45.161
33 HUGO GUIMARAES							7 2:23.514B 22.555 28.776 1:32.183 104.4 30:08.675						
MONTEIROS COMPETICOES PORSCHE 911 GT3 CUP							96 CAETANOVICH						
1	4:14.993	2:33.731	34.086	1:07.176	58.8	4:14.993	MDRIVING RACING TEAM PORSCHE 911 GT3 CUP						
2	1:58.094	24.089	34.258	59.747	126.9	6:13.087	1	3:10.876	1:34.535	32.091	1:04.250	78.5	3:10.876
3	1:46.728	22.489	28.818	55.421	140.4	7:59.815	2	2:06.229	28.491	36.229	1:01.509	118.7	5:17.105
4	2:12.508B	21.616	28.286	1:22.606	113.1	10:12.323	3	1:42.223	21.414	27.271	53.538	146.6	6:59.328
5	16:58.021	...	32.495	56.254	14.7	27:10.344	4	6:43.608B	21.248	5:00.443	1:21.917	37.1	13:42.936
6	1:46.543	21.384	29.364	55.795	140.7	28:56.887	97 VASCO BARROS						
7	2:51.294	21.845	1:32.593	56.856	87.5	31:48.181	VLB RACING PORSCHE 911 GT3 CUP						
8	1:45.497	21.726	28.685	55.086	142.1	33:33.678	1	3:05.553	1:20.195	39.156	1:06.202	80.8	3:05.553
9	1:46.013	21.595	28.470	55.948	141.4	35:19.691	2	1:55.906	27.096	32.515	56.295	129.3	5:01.459
10	1:43.709	21.590	28.107	54.012	144.5	37:03.400	3	1:40.604	20.945	27.208	52.451	149.0	6:42.063
43 NUNO MOUSINHO							4 1:39.992 20.711 27.208 52.073 149.9 8:22.055						
MDRIVING RACING TEAM PORSCHE 911 GT3 CUP							5 2:15.348B 20.494 33.909 1:20.945 110.7 10:37.403						
1	6:49.622	5:14.606	32.919	1:02.097	36.6	6:49.622	6	17:30.105	...	45.463	1:08.530	14.3	28:07.508
2	1:45.862	21.985	28.167	55.710	141.6	8:35.484	7	1:40.353	20.495	27.304	52.554	149.3	29:47.861
3	2:46.509B	24.418	43.947	1:38.144	90.0	11:21.993	8	1:40.180	20.555	27.506	52.119	149.6	31:28.041
4	17:00.723	...	31.350	57.687	14.7	28:22.716	9	1:41.454	20.812	27.392	53.250	147.7	33:09.495
5	1:53.715	23.244	34.016	56.455	131.8	30:16.431	10	1:42.222	20.825	28.129	53.268	146.6	34:51.717
6	1:44.904	21.515	28.323	55.066	142.9	32:01.335	11	1:40.480	20.754	27.242	52.484	149.2	36:32.197
7	1:45.488	22.644	28.229	54.615	142.1	33:46.823	99 CARLOS VIEIRA						
8	1:42.722	21.323	27.515	53.884	145.9	35:29.545	CARLOS VIEIRA PORSCHE 911 GT3 CUP						
66 MIGUEL CAETANO							1 3:04.576 1:16.999 41.129 1:06.448 81.2 3:04.576						
MIGUEL CAETANO PORSCHE 911 GT3 CUP							2 1:58.056 26.849 31.696 59.511 126.9 5:02.632						



ACDME Race Weekend GT3 Cup
25 / 26 de Setembro de 2021



GT3 Cup

ACDME Race Weekend GT3 Cup - 25 e 26 Setembro 2021 TREINOS CRONOMETRADOS 2

Sector Analysis

— Invalidated Lap

■ Personal Best

■ Session Best

B Crossing the pit lane

Lap	Time	Sector 1	Sector 2	Sector 3	Kph	Elapsed	Lap	Time	Sector 1	Sector 2	Sector 3	Kph	Elapsed
3	1:46.715	24.434	29.184	53.097	140.4	6:49.347							
4	1:39.648	20.520	26.826	52.302	150.4	8:28.995							
5	2:39.474 B	20.383	39.790	1:39.301	94.0	11:08.469							
6	16:56.491	...	46.335	1:08.175	14.7	28:04.960							
7	1:39.682	20.320	26.711	52.651	150.3	29:44.642							
8	1:38.887	20.457	26.588	51.842	151.6	31:23.529							
9	1:43.824	22.923	27.650	53.251	144.3	33:07.353							
10	1:39.337	20.258	26.962	52.117	150.9	34:46.690							
11	2:10.615 B	20.762	26.583	1:23.270	114.7	36:57.305							