

Hawkers ETC

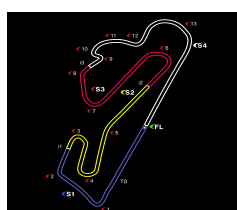
FIM CEV REPSOL CIRCUITO DO ESTORIL 2020

Warm Up

Sector Analysis

— Invalidated Lap ■ Personal Best ■ Session Best B Crossing the pit lane

Lap	Time	Sector 1	Sector 2	Sector 3	Sector 4	T.Sp	Lap	Time	Sector 1	Sector 2	Sector 3	Sector 4	T.Sp	
2	MARCEAU LAPIERRE FRA							10	ADRIÁN CRUCES SPA					
	MVK DANI RIVAS TALENT TEA HONDA								CUNA DE CAMPEONES HONDA					
1	2:08.632	35.486	29.738	27.001	36.407		1	2:08.577	33.229	30.521	28.268	36.559		
2	1:55.086	24.040	28.594	26.687	35.765	213.9	2	1:55.912	25.154	28.411	26.880	35.467	192.3	
3	1:54.144	23.923	28.322	26.327	35.572	219.0	3	1:53.983	24.024	28.127	26.189	35.643	205.1	
4	1:53.810	23.723	28.451	26.180	35.456	213.5	4	1:54.036	23.940	28.210	26.128	35.758	201.8	
5	1:56.054	23.637	28.891	26.749	36.777	214.7	5	1:54.803	23.751	28.048	26.867	36.137	215.2	
6	1:56.056	23.826	28.364	27.962	35.904	216.9	6	1:54.200	23.814	28.253	27.135	34.998	213.9	
7	1:53.840	23.624	28.367	26.076	35.773	212.7	7	1:50.061	22.872	27.460	25.335	34.394	219.4	
8	1:55.603	24.610	28.725	26.466	35.802	205.5	8	1:50.173	23.113	27.389	25.275	34.396	218.1	
3	MATEO PEDENEAU FRA							11	AMAURY MIZERA FRA					
	MHP RACING - TECH SOLUTIO HONDA								MHP RACING - TECH SOLUTIONS HONDA					
1	2:08.861	37.777	28.329	27.087	35.668		1	2:09.561	35.122	29.782	28.237	36.420		
2	1:52.730	23.759	28.360	25.758	34.853	213.1	2	1:57.018	24.802	28.731	27.522	35.963	220.3	
3	1:50.658	23.126	27.422	25.255	34.855	211.8	3	1:53.164	23.428	27.940	26.359	35.437	214.3	
4	1:51.331	23.383	27.761	25.592	34.595	211.4	4	1:53.844	23.409	28.660	26.161	35.614	216.4	
5	1:50.763	23.002	27.481	25.444	34.836	212.3	5	1:54.738	23.507	27.861	28.082	35.288	216.9	
6	2:13.273	42.743	28.660	26.494	35.376	216.4								
7	1:50.699	23.004	27.595	25.482	34.618	213.5								
8	1:51.436	23.381	27.691	25.652	34.712	219.0								
4	MILAN PAWELEC POL							12	JACOB JOHN ROULSTONE AUS					
	WÓJCIK RACING JUNI HONDA								LEOPARD IMPALA JUNIOR TEAM HONDA					
1	2:07.433	33.637	29.582	27.958	36.256		1	3:01.092	1:29.891	28.544	26.546	36.111		
2	1:55.387	24.122	28.480	27.127	35.658	213.5	2	1:53.634	23.910	28.199	25.894	35.631	207.5	
3	1:53.844	23.585	28.247	26.647	35.365	220.3	3	1:51.497	23.413	28.019	25.464	34.601	211.0	
4	1:54.326	24.019	28.246	26.513	35.548	219.4	4	1:51.124	23.083	27.692	25.589	34.760	216.4	
5	1:53.731	23.492	28.074	26.717	35.448	216.4	5	1:51.234	23.025	27.888	25.494	34.827	213.9	
6	1:53.287	23.405	28.158	26.827	34.897	220.8	6	1:51.241	23.026	27.838	25.552	34.825	214.3	
7	1:53.084	23.200	28.600	26.297	34.987	222.1	7	1:51.488	23.120	28.154	25.224	34.990	215.6	
8	1:53.542	23.499	28.029	26.674	35.340	218.6	8	1:51.506	23.008	27.690	25.812	34.996	214.3	
5	OLEG PAWELEC POL							13	MARCO TAPIA SPA					
	WÓJCIK RACING JUNI HONDA								LEOPARD IMPALA JUNIOR TEA HONDA					
1	2:18.669	41.200	31.552	28.543	37.374		1	2:17.751	47.929	28.640	26.151	35.031		
2	1:59.636	25.146	29.504	27.546	37.440	199.9	2	1:50.102	23.239	27.733	25.242	33.888	220.8	
3	1:58.633	24.603	29.451	27.366	37.213	201.4	3	1:50.625	23.028	27.363	25.179	35.055	219.0	
4	1:58.275	24.426	29.287	27.441	37.121	202.9	4	1:50.301	23.113	27.395	25.348	34.445	215.2	
5	1:57.043	24.875	29.351	26.591	36.226	202.1	5	1:49.584	22.749	27.268	25.250	34.317	219.9	
6	1:56.563	24.087	28.965	27.137	36.374	205.1	6	1:51.079	22.738	27.123	25.973	35.245	219.9	
7	1:56.216	24.248	28.856	26.822	36.290	202.5	7	1:50.007	23.007	27.353	25.254	34.393	216.0	
8	2:00.205	24.649	29.688	28.506	37.362	201.0	8	1:51.092	22.742	28.505	25.357	34.488	216.0	
7	FILIPPO FARIOLI ITA							17	TORIN COLLINS CAN					
	IKONO LAGLISSE ACADEMY HONDA								REALE AVINTIA MTA JUNIOR HONDA					
1	2:22.459	51.401	28.736	26.788	35.534		1	2:18.886	47.761	29.190	26.477	35.458		
2	1:51.919	23.647	27.706	25.868	34.698	219.4	2	1:52.772	23.374	28.285	26.059	35.054	211.8	
3	1:50.998	23.626	27.482	25.331	34.559	223.4	3	1:53.346	23.247	28.251	26.259	35.589	215.6	
4	1:51.206	23.195	27.696	25.632	34.683	221.2	4	1:52.235	23.236	28.075	26.181	34.743	213.5	
5	1:50.671	22.887	27.224	25.423	35.137	219.9	5	1:51.663	23.130	27.911	25.555	35.067	213.5	
6	1:59.410	23.243	27.694	31.660	36.813	215.2	6	1:52.706	23.348	28.143	26.679	34.536	212.7	
7	1:50.282	22.929	27.187	25.373	34.793	221.2	7	1:52.756	23.160	28.081	26.059	35.456	212.3	
8	1:50.703	22.700	27.084	25.786	35.133	219.0	8	1:51.925	23.603	28.230	25.577	34.515	213.1	
18	ÁNGEL PIQUERAS SPA							18	ÁNGEL PIQUERAS SPA					
	ESTRELLA GALICIA 0,0 TT HONDA								ESTRELLA GALICIA 0,0 TT HONDA					
1	2:08.614	36.612	29.070	27.160	35.772		1	2:08.614	36.612	29.070	27.160	35.772		
2	1:52.029	23.607	27.981	25.742	34.699	216.9	2	1:52.029	23.607	27.981	25.742	34.699	216.9	



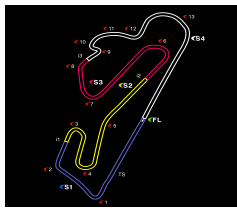
Hawkers ETC FIM CEV REPSOL CIRCUITO DO ESTORIL 2020

Warm Up

Sector Analysis

— Invalidated Lap ■ Personal Best ■ Session Best B Crossing the pit lane

Lap	Time	Sector 1	Sector 2	Sector 3	Sector 4	T.Sp	Lap	Time	Sector 1	Sector 2	Sector 3	Sector 4	T.Sp
3	1:50.445	22.865	27.449	25.362	34.769	218.6	5	1:50.089	23.014	27.500	25.210	34.365	213.5
4	1:49.467	22.868	27.178	25.198	34.223	219.4	6	1:49.993	22.771	27.549	25.227	34.446	216.4
5	1:53.554	23.152	29.164	26.361	34.877	219.4	7	1:49.364	22.611	27.344	25.019	34.390	218.1
6	1:48.993	22.585	27.187	24.914	34.307	223.0	8	1:49.969	22.747	27.429	25.630	34.163	214.3
7	1:49.478	22.695	27.326	25.136	34.321	214.7	36 SHARUL EZWAN SHARIL MAL						
8	1:50.382	22.575	27.285	26.034	34.488	213.5	LIQUI MOLY INTACT SIC JUN HONDA						
21 DEAN BERTA VIÑALES SPA						1 2:18.395 46.781 29.222 26.471 35.921							
MVK DANI RIVAS TEAM HONDA						2 1:52.404 23.445 27.690 26.276 34.993 217.3							
1	2:17.024	44.186	29.637	27.218	35.983		3	1:53.245	23.655	27.714	26.868	35.008	224.4
2	1:52.607	23.763	28.065	25.712	35.067	213.1	4	1:50.735	23.194	27.352	25.597	34.592	223.0
3	1:51.419	23.262	27.595	25.694	34.868	212.3	5	1:51.418	22.942	27.416	26.100	34.960	225.3
4	1:51.574	22.961	27.533	25.549	35.531	221.2	6	1:50.877	23.306	27.488	25.640	34.443	217.3
5	1:50.678	22.979	27.552	25.796	34.351	220.3	7	1:50.278	22.741	27.390	25.586	34.561	217.7
6	1:50.215	22.843	27.499	25.463	34.410	220.3	8	1:50.878	22.739	27.268	25.867	35.004	223.0
7	1:50.902	22.726	27.667	25.841	34.668	220.3	38 JUAN RODRÍGUEZ SPA						
8	1:49.820	22.765	27.439	25.328	34.288	218.1	CUNA CAMPEONES HONDA						
24 GUILLEM PLANQUES FRA						1 2:07.693 31.892 30.611 28.355 36.835							
LARRESPORT CARRÉ D'OR HONDA						2 1:57.484 25.452 29.719 26.633 35.680 182.4							
1	2:09.721	38.410	28.627	26.908	35.776		3	1:53.469	23.677	28.174	25.918	35.700	198.5
2	1:54.582	24.403	28.200	26.864	35.115	205.5	4	1:50.520	23.352	27.516	25.526	34.126	215.2
3	1:52.436	23.484	28.034	25.821	35.097	212.7	5	1:49.450	22.658	27.381	25.262	34.149	218.1
4	1:51.185	22.988	27.709	25.728	34.760	224.8	6	1:49.067	22.707	27.073	25.099	34.188	219.4
5	1:51.375	22.949	27.760	25.731	34.935	223.0	7	1:48.766	22.468	27.075	24.874	34.349	221.6
6	1:50.335	22.751	27.410	25.518	34.656	223.4	8	1:48.981	22.480	27.179	25.276	34.046	221.2
7	1:50.533	22.804	27.563	25.624	34.542	224.4	39 BARTHOLOMÉ PERRIN FRA						
8	1:50.520	22.718	27.644	25.331	34.827	224.4	EQUIPE DE FRANCE GP HONDA						
27 ROMEO SANDOVAL SPA						1 3:01.111 1:27.565 29.981 27.251 36.314							
HAWKERS FI ARO TEAM HONDA						2 1:54.428 24.214 28.351 26.527 35.336 208.2							
1	2:16.474	43.304	29.996	27.353	35.821		3	1:52.849	23.875	28.068	25.628	35.278	207.8
2	1:53.962	24.306	28.161	26.098	35.397	217.3	4	1:52.099	23.349	27.885	25.614	35.251	207.5
3	1:52.564	23.664	27.996	26.312	34.592	216.0	5	2:01.153	23.325	29.397	32.316	36.115	207.1
4	1:51.569	23.154	27.852	25.740	34.823	219.4	6	1:53.797	23.470	28.893	25.971	35.463	204.8
5	1:52.668	23.640	28.026	25.598	35.404	215.6	7	1:52.178	23.301	28.043	25.661	35.173	204.8
6	1:51.268	23.237	27.918	25.741	34.372	224.4	8	1:51.926	23.291	28.071	25.476	35.088	205.5
7	1:50.996	23.139	27.997	25.590	34.270	211.8	48 IVÁN ORTOLÁ SPA						
8	1:50.828	23.002	27.801	25.691	34.334	216.4	OPENBANK ASPAR TEAM HONDA						
29 HARRISON VOIGHT AUS						1 2:17.182 47.083 28.806 26.089 35.204							
SIC 58 SQUADRACORSE HONDA						2 1:50.696 23.336 27.681 25.327 34.352 220.3							
1	2:24.702	53.143	28.948	27.114	35.497		3	1:50.603	22.915	27.181	25.240	35.267	220.8
2	1:51.206	23.379	27.648	25.361	34.818	216.0	4	1:49.984	22.747	27.682	25.326	34.229	218.1
3	1:50.858	23.031	27.317	25.397	35.113	217.3	5	1:49.533	22.587	27.344	25.039	34.563	220.3
4	1:50.405	22.775	27.327	25.725	34.578	218.6	6	1:49.121	22.614	27.396	24.937	34.174	215.6
5	1:51.410	22.827	27.462	25.925	35.196	222.1	7	1:48.656	22.508	27.054	24.940	34.154	216.9
6	1:57.633	26.991	28.155	26.230	36.257	223.4	8	1:49.032	22.654	27.464	24.943	33.971	221.2
7	1:51.856	23.053	27.417	26.225	35.161	216.4	49 JULIO GARCÍA SPA						
8	1:51.269	23.055	27.365	25.537	35.312	220.3	JEREZ ANDALUCÍA MOTOR TAL HONDA						
30 COLLIN VEIJER NED						1 2:21.521 51.804 28.360 26.599 34.758							
APEX - CARDOSO RACING HONDA						2 1:50.334 22.996 27.519 25.423 34.396 223.0							
1	2:11.633	41.647	28.899	25.709	35.378		3	1:50.666	22.843	27.575	25.926	34.322	225.7
2	1:52.111	23.169	27.813	26.247	34.882	214.7	4	1:50.040	22.728	27.389	25.566	34.357	224.8
3	1:51.070	23.557	27.456	25.337	34.720	216.0	5	1:50.655	23.393	27.327	25.464	34.471	215.6
4	1:50.417	23.152	27.612	25.207	34.446	217.3	6	1:50.162	23.016	27.420	25.211	34.515	216.4



Hawkers ETC FIM CEV REPSOL CIRCUITO DO ESTORIL 2020 Warm Up

Sector Analysis

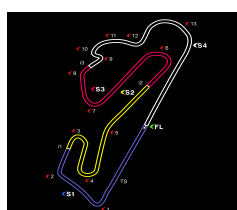
— Invalidated Lap

■ Personal Best

■ Session Best

B Crossing the pit lane

Lap	Time	Sector 1	Sector 2	Sector 3	Sector 4	T.Spd	Lap	Time	Sector 1	Sector 2	Sector 3	Sector 4	T.Spd		
7	1:50.584	22.973	27.685	25.397	34.529	215.2									
8	1:50.286	22.968	27.528	25.212	34.578	215.6									
54	ALBERTO FERRÁNDEZ SPA							66	PHILLIP TONN GER						
	CUNA DE CAMPEONES HONDA								LIQUI MOLY INTACTGP SIC HONDA						
1	2:08.070	33.763	28.891	29.210	36.206		1	2:18.587	47.555	28.831	26.296	35.905			
2	1:51.663	23.576	27.731	25.650	34.706	217.3	2	1:52.273	23.394	27.882	26.169	34.828	221.2		
3	1:50.356	23.182	27.393	25.384	34.397	214.7	3	1:51.512	23.356	27.683	25.539	34.934	223.9		
4	1:50.204	22.971	27.486	25.291	34.456	216.4	4	1:50.850	23.125	27.576	25.393	34.756	213.9		
5	1:52.796	22.949	29.454	25.936	34.457	214.3	5	1:53.054	23.084	28.023	26.344	35.603	214.3		
6	1:50.971	22.758	27.558	26.308	34.347	219.9	6	1:51.959	23.697	27.984	25.400	34.878	217.3		
7	1:49.069	22.663	27.200	25.174	34.032	219.4	7	1:51.051	23.263	27.664	25.460	34.664	218.6		
8	1:49.117	22.612	27.057	25.163	34.285	217.3	8	1:51.523	23.520	27.863	25.696	34.444	211.4		
55	NOAH DETTWILER SWI							69	MARCOS RUDA SPA						
	REALE AVINTIA MTA JUNIOR HONDA								LAGLISSE ACADEMY HONDA						
1	2:22.483	51.570	29.071	26.508	35.334		1	2:18.418	47.546	28.840	26.537	35.495			
2	1:51.212	23.231	27.825	25.522	34.634	219.4	2	1:51.823	23.242	27.712	25.963	34.906	222.5		
3	1:50.803	22.840	27.659	25.549	34.755	220.8	3	1:50.575	23.151	27.301	25.534	34.589	216.9		
4	1:50.396	23.054	27.667	25.585	34.090	218.1	4	1:51.358	22.895	27.590	25.536	35.337	224.8		
5	1:51.338	23.366	27.532	25.477	34.963	217.3	5	1:50.037	22.960	27.388	25.323	34.366	220.8		
6	1:50.448	23.044	27.663	25.524	34.217	210.6	6	1:49.600	22.831	27.279	25.166	34.324	221.6		
7	1:50.163	22.847	27.525	25.573	34.218	217.3	7	1:49.346	22.790	27.340	25.158	34.058	222.5		
8	1:51.443	22.991	27.547	25.960	34.945	214.7	8	1:49.574	22.759	27.203	25.222	34.390	219.4		
58	MATEUSZ PASIUK POL							70	TYLER SCOTT USA						
	WÓJCIK RACING JUNI HONDA								ESTRELLA GALICIA 0,0 TT HONDA						
1	2:28.837	42.941	30.867	35.533	39.496		1	2:25.082	52.532	29.193	27.131	36.226			
2	2:02.107	26.216	30.920	28.273	36.698	199.2	2	1:54.802	24.142	28.583	26.276	35.801	207.5		
3	1:59.027	25.223	29.069	28.128	36.607	205.1	3	1:54.554	23.907	28.684	26.215	35.748	206.3		
4	1:56.977	24.373	29.101	27.101	36.402	205.1	4	1:52.997	23.403	28.038	25.966	35.590	206.7		
5	1:56.007	24.251	28.619	26.947	36.190	205.1	5	1:52.106	23.300	28.001	25.591	35.214	207.8		
6	1:55.235	23.905	28.474	26.867	35.989	206.7	6	1:52.936	23.390	27.991	26.108	35.447	206.7		
7	1:55.234	24.302	28.881	26.292	35.759	204.8	7	1:51.929	23.335	28.012	25.600	34.982	206.7		
8	1:54.082	23.899	28.179	26.295	35.709	205.1	8	1:51.681	23.265	27.896	25.420	35.100	206.7		
61	ILAN PERON FRA							72	ÓSCAR ALMONACIL SPA						
	MEDIASYSTEM TEAM HONDA								H43TEAM NOBBY TALASUR-BLU HONDA						
1	2:33.474	58.847	30.372	27.711	36.544		1	2:04.579	33.234	28.954	26.113	36.278			
2	1:55.434	24.181	28.658	26.836	35.759	200.7	2	1:52.875	23.703	28.167	25.977	35.028	206.7		
3	1:54.107	23.940	28.535	26.116	35.516	200.7	3	1:52.745	23.273	28.295	26.019	35.158	216.4		
4	1:54.050	23.894	28.664	26.082	35.410	201.4	4	1:51.352	23.162	27.950	25.579	34.661	213.1		
5	1:53.706	23.629	28.771	25.910	35.396	203.2	5	1:51.463	23.118	27.957	25.726	34.662	213.1		
6	1:54.058	23.579	28.452	26.451	35.576	200.7	6	1:51.238	23.077	27.974	25.434	34.753	214.7		
7	1:53.792	23.864	28.305	26.040	35.583	199.2	7	1:51.020	22.924	27.790	25.552	34.754	214.7		
8	1:53.447	23.732	28.266	25.801	35.648	198.5	8	1:51.000	23.002	27.763	25.605	34.630	215.6		
62	BLAI TRIAS SPA							74	DAIJIRO SAKO JPN						
	ART BOX HONDA								CUNA DE CAMPEONES HONDA						
1	2:08.140	35.152	28.836	27.578	36.574		1	2:01.954	31.863	28.805	26.049	35.237			
2	1:53.963	23.777	28.421	26.212	35.553	215.2	2	1:51.208	23.223	27.834	25.485	34.666	211.0		
3	1:52.258	23.259	27.874	25.941	35.184	218.6	3	1:50.117	22.831	27.551	25.320	34.415	213.9		
4	1:52.112	23.780	27.674	25.615	35.043	211.8	4	1:49.651	22.704	27.543	25.130	34.274	215.6		
5	1:52.009	23.387	27.824	25.524	35.274	212.3	5	1:49.054	22.509	27.338	24.929	34.278	215.2		
6	1:51.204	23.105	27.576	25.487	35.036	219.9	6	1:49.404	22.544	27.434	25.102	34.324	215.2		
7	1:51.267	23.186	27.662	25.757	34.662	216.4	7	1:49.230	22.597	27.395	25.090	34.148	214.7		
8	1:51.159	23.238	27.568	25.561	34.792	213.9	8	1:49.112	22.567	27.350	24.980	34.215	215.6		
							9	1:48.932	22.508	27.335	24.961	34.128	214.7		



Hawkers ETC

FIM CEV REPSOL CIRCUITO DO ESTORIL 2020

Warm Up

Sector Analysis

— Invalidated Lap ■ Personal Best ■ Session Best B Crossing the pit lane

Lap	Time	Sector 1	Sector 2	Sector 3	Sector 4	T.Spd	Lap	Time	Sector 1	Sector 2	Sector 3	Sector 4	T.Spd	
75	JUSTIN FOKKERT						NED	3	1:49.779	22.706	27.332	24.982	34.759	218.6
	TALENT TEAM						HONDA	4	1:51.240	22.886	27.759	25.331	35.264	219.4
1	2:04.617	33.239	28.937	26.674	35.767		5	1:49.610	22.880	27.379	24.980	34.371	220.8	
2	1:52.691	23.440	27.976	25.933	35.342	212.3	6	1:49.292	22.621	27.276	25.024	34.371	220.3	
3	1:54.287	24.885	28.640	25.883	34.879	212.3	7	1:50.516	22.976	27.576	25.473	34.491	219.4	
4	1:50.869	22.998	27.416	25.399	35.056	217.7	8	1:49.667	22.745	27.406	24.999	34.517	218.1	
5	1:51.193	23.039	27.525	25.955	34.674	216.4								
6	1:50.942	22.946	27.652	25.650	34.694	219.9								
7	1:51.890	23.398	27.792	25.678	35.022	217.3								
8	1:50.044	22.874	27.361	25.364	34.445	218.6								
77	MATTIA VOLPI						ITA							
	SIC58 SQUADRA CORSE						HONDA	1	2:20.021	48.617	28.798	27.207	35.399	
1	2:21.626	51.045	28.952	26.498	35.131		2	1:53.230	23.935	28.225	26.135	34.935	204.8	
2	1:51.401	22.836	27.946	25.767	34.852	225.7	3	1:51.749	23.042	27.963	25.894	34.850	218.1	
3	1:51.240	23.075	27.582	25.735	34.848	219.4	4	1:51.740	23.145	27.997	25.908	34.690	216.0	
4	1:50.086	22.742	27.394	25.466	34.484	226.2	5	1:51.835	23.078	27.872	25.866	35.019	219.4	
5	1:51.785	22.789	27.297	26.507	35.192	223.0	6	1:52.263	23.191	28.059	26.324	34.689	219.9	
6	1:50.174	22.654	27.530	25.397	34.593	219.9	7	1:52.749	23.988	27.862	26.072	34.827	221.2	
7	1:50.230	22.856	27.389	25.377	34.608	216.9	8	1:51.879	23.353	28.007	25.750	34.769	209.8	
8	1:52.776	22.856	27.560	26.626	35.734	216.9								
78	DAMIAN JIGALOV						USA							
	LIQUI MOLY INTACT SIC JUN						HONDA	1	2:21.361	48.771	29.792	26.701	36.097	
1	2:08.070	34.153	29.393	27.855	36.669		2	1:52.990	23.604	28.185	25.860	35.341	209.4	
2	1:55.536	24.091	28.815	26.797	35.833	212.3	3	1:52.493	23.386	27.844	25.983	35.280	210.6	
3	1:54.839	24.192	28.570	26.252	35.825	215.6	4	1:51.751	23.277	27.964	25.627	34.883	211.8	
4	1:54.073	23.533	28.420	26.316	35.804	215.6	5	1:51.740	23.144	27.781	25.636	35.179	211.8	
5	1:53.692	23.490	28.134	26.463	35.605	219.0	6	1:52.182	23.115	27.757	26.417	34.893	212.7	
6	1:54.454	23.713	28.591	26.509	35.641	215.6	7	1:51.954	23.070	27.735	25.820	35.329	210.6	
7	1:53.740	23.672	28.052	26.346	35.670	214.3	8	1:53.746	23.631	28.187	26.525	35.403	211.0	
8	1:53.731	23.504	28.241	26.433	35.553	214.7								
80	DAVID ALONSO						COL							
	OPENBANK ASPAR TEAM						HONDA	1	2:09.625	37.801	29.082	26.831	35.911	
1	3:07.279	1:36.994	29.463	25.994	34.828		2	1:52.447	23.557	27.972	26.085	34.833	218.6	
2	1:49.019	22.761	27.283	25.014	33.961	217.7	3	1:50.161	22.984	27.365	25.401	34.411	220.8	
3	1:48.849	22.633	27.120	25.068	34.028	220.8	4	1:50.152	22.851	27.405	25.233	34.663	220.3	
4	1:48.434	22.543	27.128	24.917	33.846	218.6	5	1:50.156	22.733	27.338	25.445	34.640	220.3	
5	1:48.450	22.461	27.099	24.766	34.124	219.4	6	1:52.663	24.880	27.807	25.545	34.431	213.9	
6	1:48.398	22.575	27.094	24.888	33.841	218.1	7	1:49.879	22.974	27.455	25.338	34.112	221.2	
7	1:48.443	22.529	27.122	25.025	33.767	220.8	8	1:49.505	22.660	27.287	25.297	34.261	222.5	
8	1:48.495	22.273	27.135	24.971	34.116	221.2								
83	ALVARO CARPE						SPA							
	HAWKERS FI ARO TEAM						HONDA	1	2:17.032	43.194	30.803	27.341	35.694	
1	2:17.032	43.194	30.803	27.341	35.694		2	1:54.083	24.419	27.857	26.465	35.342	223.9	
2	1:54.083	24.419	27.857	26.465	35.342	223.9	3	1:53.161	23.488	27.697	26.964	35.012	217.7	
3	1:53.161	23.488	27.697	26.964	35.012	217.7	4	1:50.808	23.152	27.684	25.609	34.363	227.1	
4	1:50.808	23.152	27.684	25.609	34.363	227.1	5	1:51.574	23.428	27.515	25.606	35.025	224.4	
5	1:51.574	23.428	27.515	25.606	35.025	224.4								
84	ZONTA VD GOORBERGH						NED							
	TEAM SUPERB						HONDA	1	2:17.562	47.153	28.954	26.107	35.348	
1	2:17.562	47.153	28.954	26.107	35.348		2	1:52.227	23.363	28.090	26.117	34.657	216.4	
2	1:52.227	23.363	28.090	26.117	34.657	216.4								

