

MOTO 2

FIM CEV REPSOL CIRCUITO DO ESTORIL 2020

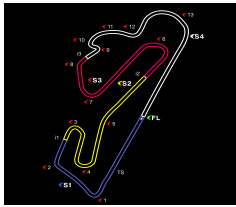
Race 2

Sector Analysis

— Invalidated Lap ■ Personal Best ■ Session Best B Crossing the pit lane

Lap	Time	Sector 1	Sector 2	Sector 3	Sector 4	T.Sp'd	Lap	Time	Sector 1	Sector 2	Sector 3	Sector 4	T.Sp'd		
3	LUKAS TULOVIC						GER	2	1:42.685	21.031	25.027	24.119	32.508	243.2	
	KIEFER RACING						KALEX	3	1:42.814	21.217	24.997	24.080	32.520	241.6	
1	1:46.960	25.123	25.263	24.341	32.233	200.7	4	1:43.153	21.421	25.103	24.180	32.449	234.9		
2	1:43.416	21.079	25.186	24.958	32.193	242.6	5	1:42.875	21.238	25.025	24.153	32.459	240.0		
3	1:42.720	21.500	25.073	24.049	32.098	242.1	6	1:43.249	21.245	25.049	24.136	32.819	243.2		
4	1:43.088	21.420	25.213	24.215	32.240	240.0	7	1:42.740	21.051	24.927	24.134	32.628	247.6		
5	1:42.511	20.897	24.992	24.184	32.438	256.8	8	1:42.601	20.992	24.953	24.102	32.554	247.6		
6	1:42.208	20.909	25.028	23.874	32.397	261.0	9	1:42.840	21.131	25.117	24.109	32.483	246.4		
7	1:42.127	20.916	25.026	23.898	32.287	258.6	10	1:42.648	20.954	25.005	24.038	32.651	250.9		
8	1:42.244	20.859	25.098	23.954	32.333	253.8	11	1:42.785	21.089	25.004	24.078	32.614	243.2		
4	JAKE ARCHER						GBR	12	1:43.469	21.538	24.959	24.333	32.639	242.6	
	KOVARA/RS RACING						KALEX	13	1:44.745	21.067	25.120	25.754	32.804	247.0	
1	1:52.290	27.584	26.400	25.124	33.182	204.4	14	1:43.203	21.096	25.219	24.120	32.768	246.4		
2	1:46.188	21.855	25.771	25.177	33.385	224.8	15	1:43.306	21.190	25.068	24.301	32.747	245.9		
3	1:45.911	21.768	25.756	24.866	33.521	228.1	16	1:43.262	21.160	25.106	24.169	32.827	248.7		
4	1:45.917	21.762	25.843	24.784	33.528	230.0	17	1:43.253	21.224	25.076	24.144	32.809	245.3		
5	1:45.998	21.761	25.782	24.950	33.505	228.1	18	1:43.468	21.249	25.068	24.271	32.880	247.0		
6	1:46.314	21.914	25.895	24.972	33.533	229.5									
7	1:45.978	21.822	25.726	24.997	33.433	234.4									
8	1:45.951	21.762	25.901	24.757	33.531	232.4									
9	1:45.975	21.905	25.881	24.899	33.290	231.9									
10	1:45.927	21.842	25.865	24.744	33.476	232.9									
11	1:45.904	21.731	25.682	25.074	33.417	234.4									
12	1:45.730	21.690	25.750	24.905	33.385	234.9									
13	1:45.587	21.647	25.790	24.769	33.381	237.9									
14	1:45.852	21.732	25.704	24.876	33.540	238.4									
15	1:45.632	21.664	25.668	24.921	33.379	239.0									
16	1:45.898	21.762	25.822	24.825	33.489	240.5									
17	1:45.416	21.761	25.638	24.816	33.201	234.9									
18	1:45.796	21.656	25.645	24.971	33.524	231.4									
5	ALEJANDRO MEDINA						SPA	13	MATTIA RATO						ITA
	APEX - CARDOSO RACING						KALEX		EASYPACE TEAM						KALEX
1	1:47.815	25.970	25.229	24.164	32.452	204.0	1	1:51.339	27.206	26.089	25.013	33.031	196.0		
2	1:42.502	21.006	25.006	24.178	32.312	252.1	2	1:44.244	21.377	25.330	24.832	32.705	240.5		
3	1:42.599	21.145	25.149	23.993	32.312	242.6	3	1:44.319	21.645	25.288	24.497	32.889	227.1		
4	1:42.814	21.177	25.154	23.946	32.537	247.0	4	1:44.497	21.629	25.376	24.470	33.022	231.9		
5	1:42.919	21.108	25.090	24.120	32.601	250.9	5	1:43.812	21.508	25.286	24.377	32.641	234.4		
6	1:42.613	21.109	25.089	24.033	32.382	261.0	6	1:43.871	21.403	25.323	24.556	32.589	241.1		
7	1:42.241	20.849	24.964	23.965	32.463	249.8	7	1:44.032	21.444	25.374	24.595	32.619	239.5		
8	1:42.128	20.867	24.958	23.952	32.351	255.0	8	1:44.040	21.524	25.203	24.383	32.930	233.4		
9	1:42.485	20.840	24.964	24.186	32.495	250.9	9	1:43.896	21.465	25.351	24.406	32.674	243.2		
10	1:42.906	21.083	25.097	24.072	32.654	252.1	10	1:44.140	21.439	25.475	24.415	32.811	244.3		
11	1:42.837	21.026	25.129	24.024	32.658	253.8	11	1:44.268	21.546	25.533	24.402	32.787	237.4		
12	1:42.802	21.080	25.111	24.090	32.521	251.5	12	1:46.582	23.948	25.463	24.290	32.881	235.4		
13	1:43.099	20.975	25.357	24.156	32.611	259.2	13	1:43.988	21.435	25.387	24.399	32.767	243.2		
14	1:43.124	21.226	25.155	24.125	32.618	251.5	14	1:44.007	21.400	25.381	24.409	32.817	241.1		
15	1:42.940	21.129	25.089	24.013	32.709	254.4	15	1:44.444	21.714	25.394	24.416	32.920	241.1		
16	1:42.790	21.198	25.022	24.024	32.546	249.8	16	1:44.585	21.564	25.881	24.253	32.887	242.6		
17	1:42.827	20.935	25.075	24.279	32.538	256.8	17	1:44.337	21.576	25.326	24.488	32.947	240.0		
18	1:42.659	21.066	24.981	24.007	32.605	252.7	18	1:44.541	21.622	25.507	24.369	33.043	244.3		
7	ADAM NORRODIN						MAL	18	XAVI CARDELÚS						AND
	LIQUI MOLY INTACT SIC JUN						KALEX		TEAM STYLOBIKE						KALEX
1	1:47.396	25.505	25.292	24.171	32.428	205.9	1	1:48.536	26.319	25.452	24.362	32.403	202.5		
							2	1:42.840	21.044	25.165	24.026	32.605	243.2		
							3	1:42.468	20.969	25.041	24.162	32.296	245.9		
							4	1:42.580	21.059	25.023	24.152	32.346	247.0		
							5	1:42.574	21.090	24.965	24.109	32.410	243.2		
							6	1:42.423	20.986	25.001	24.083	32.353	242.1		
							7	1:42.631	21.045	25.185	24.023	32.378	244.3		
							8	1:42.655	21.059	25.056	23.990	32.550	246.4		
							9	1:42.683	21.298	25.279	23.915	32.191	244.8		
							10	1:42.326	21.114	24.998	23.863	32.351	248.1		
							11	1:42.890	21.358	25.063	23.986	32.483	248.7		
							12	1:42.200	20.965	24.992	23.965	32.278	245.9		
							13	1:42.936	21.068	25.231	24.223	32.414	243.7		
							14	1:42.989	21.099	25.137	24.032	32.721	250.9		
							15	1:42.888	21.023	25.145	24.002	32.718	253.2		
							16	1:42.763	21.129	25.091	24.010	32.533	250.4		





MOTO 2

FIM CEV REPSOL CIRCUITO DO ESTORIL 2020

Race 2

Sector Analysis

— Invalidated Lap

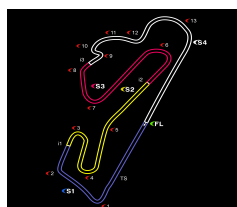
■ Personal Best

■ Session Best

B Crossing the pit lane

Lap	Time	Sector 1	Sector 2	Sector 3	Sector 4	T.Spd	Lap	Time	Sector 1	Sector 2	Sector 3	Sector 4	T.Spd
17	1:42.801	20.920	25.044	24.395	32.442	252.1	1	1:50.100	26.424	25.766	25.048	32.862	212.3
18	1:43.002	21.095	24.968	24.526	32.413	253.2	2	2:40.326 B	21.407	25.325	25.813	1:27.781	236.4
19	ANDREAS KOFLER					AUT	45	LEON ORGIS					GER
	REDDING-PINAMOTO RS					YAMAHA		REDDING-PINAMOTO RS					YAMAHA
1	1:52.999	27.720	26.914	24.943	33.422	204.8	1	1:52.610	27.829	26.553	24.811	33.417	198.5
2	1:45.924	21.918	25.919	24.855	33.232	227.6	2	1:46.156	21.958	25.910	24.823	33.465	230.0
3	1:45.814	22.008	25.941	24.728	33.137	225.7	3	1:46.009	21.947	25.848	24.695	33.519	225.7
4	1:45.857	21.920	25.889	24.822	33.226	231.4	4	1:46.171	22.111	25.991	24.727	33.342	224.4
5	1:46.009	21.929	25.918	24.709	33.453	226.7	5	1:45.867	22.034	25.925	24.661	33.247	220.3
6	1:49.147	22.106	27.239	25.308	34.494	229.0	6	1:46.097	22.043	26.099	24.544	33.411	223.0
7	2:06.807 B	23.240	28.540	27.015	48.012	225.3	7	1:46.008	21.925	25.868	24.724	33.491	226.7
23	TAIGA HADA					JPN	8	1:45.926	22.001	25.960	24.459	33.506	228.1
	AGR TEAM					KALEX	9	1:45.871	21.994	26.117	24.526	33.234	229.5
1	1:48.245	26.189	25.277	24.348	32.431	202.5	10	1:46.030	21.890	26.014	24.517	33.609	232.4
2	1:42.810	21.199	25.083	24.204	32.324	241.1	11	1:45.920	22.050	25.821	24.529	33.520	223.4
3	1:42.754	21.130	25.027	24.208	32.389	247.6	12	1:45.744	21.875	25.938	24.463	33.468	233.9
4	1:43.170	21.377	25.084	24.153	32.556	240.5	13	1:45.567	21.980	25.902	24.465	33.220	229.5
5	1:42.916	21.316	25.030	24.172	32.398	232.4	14	1:45.887	21.993	25.955	24.402	33.537	233.4
6	1:43.057	21.357	25.054	24.176	32.470	231.9	15	1:45.745	22.088	25.848	24.497	33.312	225.3
7	1:42.760	21.268	24.988	24.079	32.425	239.5	16	1:46.054	22.210	25.842	24.614	33.388	224.4
8	1:42.625	21.195	24.986	24.053	32.391	242.1	17	1:46.421	22.241	26.037	24.619	33.524	222.1
9	1:42.501	21.110	25.000	24.027	32.364	242.1	18	1:46.926	22.347	26.026	24.800	33.753	224.8
10	1:42.628	21.244	24.988	24.014	32.382	241.1	48	JOAN DÍAZ					SPA
11	1:42.463	21.202	25.029	24.033	32.199	240.0		H43 TEAM NOBBY					YAMAHA
12	1:42.419	21.187	24.922	24.075	32.235	242.1	1	1:51.658	27.356	26.278	24.826	33.198	204.4
13	1:42.531	21.238	24.966	23.952	32.375	242.1	2	1:45.135	21.426	25.628	24.481	33.600	237.9
14	1:42.328	21.118	24.918	24.013	32.279	243.2	3	1:44.162	21.424	25.342	24.333	33.063	235.4
15	1:42.828	21.333	25.022	24.157	32.316	235.9	4	1:44.321	21.351	25.474	24.551	32.945	240.5
16	1:42.679	21.267	24.948	24.175	32.289	239.5	5	1:44.107	21.303	25.343	24.676	32.785	239.0
17	1:42.790	21.249	24.993	24.206	32.342	244.3	6	1:44.198	21.295	25.627	24.395	32.881	246.4
18	1:43.022	21.340	25.057	24.197	32.428	242.1	7	1:44.644	21.390	25.307	25.008	32.939	243.2
35	SAM WILFORD					GBR	8	1:44.547	21.459	25.876	24.367	32.845	250.9
	IDWE RACING					KALEX	9	1:44.785	21.266	26.098	24.708	32.713	249.2
1	1:50.702	26.941	25.933	25.055	32.773	202.9	10	1:43.957	21.179	25.447	24.298	33.033	245.9
2	1:44.714	21.846	25.264	24.828	32.776	242.1	11	1:43.761	21.160	25.465	24.249	32.887	248.7
3	1:44.330	21.510	25.410	24.568	32.842	234.4	12	1:44.224	21.362	25.774	24.336	32.752	244.8
4	1:44.567	21.648	25.396	24.491	33.032	232.9	13	1:43.894	21.328	25.493	24.282	32.791	245.9
5	1:43.827	21.328	25.423	24.370	32.706	241.1	14	1:44.165	21.440	25.454	24.473	32.798	245.3
6	1:43.829	21.328	25.340	24.421	32.740	236.4	15	1:44.209	21.423	25.514	24.421	32.851	241.6
7	1:43.967	21.294	25.317	24.442	32.914	247.0	16	1:45.337	21.662	25.984	24.632	33.059	230.5
8	1:44.344	21.246	25.390	24.497	33.211	244.8	17	1:45.041	21.546	25.497	24.824	33.174	247.6
9	1:44.231	21.265	25.604	24.615	32.747	246.4	18	1:45.712	21.764	25.791	24.880	33.277	234.4
10	1:44.036	21.356	25.310	24.537	32.833	244.8	54	FERMIN ALDEGUER					SPA
11	1:44.091	21.506	25.308	24.539	32.738	240.0		FAU 55 TEY RACING					YAMAHA
12	1:43.995	21.328	25.331	24.488	32.848	245.3	1	1:48.528	25.691	25.491	24.820	32.526	199.6
13	1:44.259	21.492	25.436	24.460	32.871	245.3	2	1:43.613	21.332	25.246	24.542	32.493	235.9
14	1:44.194	21.446	25.449	24.426	32.873	245.9	3	1:43.787	21.370	25.358	24.296	32.763	239.0
15	1:44.169	21.370	25.444	24.415	32.940	247.0	4	1:44.052	21.493	25.254	24.278	33.027	233.9
16	1:44.402	21.573	25.440	24.494	32.895	244.3	5	1:44.296	21.570	25.427	24.362	32.937	240.0
17	1:44.077	21.457	25.335	24.402	32.883	241.1	6	1:43.614	21.243	25.335	24.197	32.839	245.3
18	1:44.465	21.481	25.342	24.434	33.208	241.6	7	1:43.483	21.236	25.272	24.243	32.732	249.2
44	KEVIN ORGIS					GER	8	1:43.993	21.326	25.423	24.345	32.899	242.1
	REDDING-PINAMOTO RS					SUTER	9	1:43.754	21.291	25.405	24.266	32.792	249.8
							10	1:43.531	21.278	25.326	24.115	32.812	250.4





MOTO 2

FIM CEV REPSOL CIRCUITO DO ESTORIL 2020

Race 2

Sector Analysis

— Invalidated Lap ■ Personal Best ■ Session Best B Crossing the pit lane

Lap	Time	Sector 1	Sector 2	Sector 3	Sector 4	T.Sp	Lap	Time	Sector 1	Sector 2	Sector 3	Sector 4	T.Sp
11	1:43.488	21.258	25.301	24.180	32.749	245.9	5	1:42.556	21.129	25.083	23.901	32.443	242.1
12	1:43.433	21.281	25.269	24.121	32.762	246.4	6	1:42.407	21.079	25.043	23.880	32.405	246.4
13	1:43.376	21.190	25.257	24.099	32.830	248.1	7	1:42.494	21.087	25.048	23.903	32.456	241.6
14	1:43.402	21.282	25.223	24.162	32.735	250.9	8	1:42.413	21.008	25.036	23.886	32.483	245.9
15	1:43.569	21.271	25.266	24.163	32.869	244.8	9	1:41.884	20.911	24.979	23.698	32.296	251.5
16	1:43.671	21.183	25.228	24.410	32.850	253.2	10	1:42.002	20.834	24.990	23.817	32.361	258.0
17	1:43.559	21.398	25.252	24.174	32.735	247.0	11	1:42.174	20.963	24.995	23.884	32.332	255.0
18	1:43.308	21.257	25.132	24.117	32.802	247.6	12	1:42.701	21.099	25.070	23.988	32.544	256.8
							13	1:42.565	21.076	25.111	23.943	32.435	256.2
							14	1:42.896	21.185	25.148	23.986	32.577	246.4
							15	1:43.173	21.128	25.168	24.161	32.716	251.5
							16	1:43.263	21.152	25.283	24.204	32.624	247.6
							17	1:42.889	21.068	25.182	24.028	32.611	249.2
							18	1:43.398	21.215	25.217	24.325	32.641	249.2

55

YARI MONTELLA

ITA

TEAM CIATTI - SPEED UP

SPEED UP

1	1:46.183	24.936	25.167	23.919	32.161	197.1
2	1:41.783	21.039	24.894	23.689	32.161	254.4
3	1:41.742	20.990	24.941	23.705	32.106	251.5
4	1:41.541	20.938	24.816	23.685	32.102	253.8
5	1:41.583	20.839	24.906	23.755	32.083	255.0
6	1:41.756	20.921	24.936	23.693	32.206	255.6
7	1:41.752	20.792	24.886	23.996	32.078	261.0
8	1:41.554	20.881	24.911	23.663	32.099	255.0
9	1:41.562	21.004	24.894	23.661	32.003	254.4
10	1:41.611	20.948	24.939	23.663	32.061	258.0
11	1:41.456	20.873	24.868	23.687	32.028	259.8
12	1:41.427	20.884	24.815	23.662	32.066	255.0
13	1:41.511	20.861	24.832	23.687	32.131	259.8
14	1:41.563	20.883	24.867	23.725	32.088	256.8
15	1:41.671	20.943	24.896	23.657	32.175	255.0
16	1:41.710	20.793	24.937	23.755	32.225	261.0
17	1:41.739	20.845	24.898	23.704	32.292	257.4
18	1:42.454	21.184	24.989	23.904	32.377	248.1

56

ALEX TOLEDO

SPA

EASYRACE TEAM

YAMAHA

1	1:50.667	26.778	25.726	25.093	33.070	204.4
2	1:44.481	21.526	25.300	24.724	32.931	235.4
3	1:44.125	21.514	25.300	24.390	32.921	234.4
4	1:43.805	21.486	25.292	24.122	32.905	238.4
5	1:43.744	21.310	25.421	24.153	32.860	249.2
6	1:43.630	21.410	25.273	24.236	32.711	240.0
7	1:43.497	21.277	25.254	24.176	32.790	243.2
8	1:43.664	21.419	25.314	24.149	32.782	244.3
9	1:43.673	21.320	25.321	24.208	32.824	243.7
10	1:43.413	21.365	25.303	24.041	32.704	249.2
11	1:43.311	21.225	25.224	24.177	32.685	252.7
12	1:43.537	21.287	25.212	24.282	32.756	248.1
13	1:43.360	21.176	25.260	24.166	32.758	253.2
14	1:43.343	21.153	25.275	24.267	32.648	247.0
15	1:43.537	21.256	25.319	24.169	32.793	248.7
16	1:43.216	21.235	25.227	24.064	32.690	249.2
17	1:43.145	21.147	25.121	24.123	32.754	252.1
18	1:43.011	21.109	25.151	24.045	32.706	249.8

61

ALESSANDRO ZACCONE

ITA

PROMORACING

KALEX

1	1:46.518	24.849	25.226	24.245	32.198	199.6
2	1:42.677	21.188	25.110	23.897	32.482	233.4
3	1:41.981	21.006	24.984	23.762	32.229	244.8
4	1:42.157	20.966	24.997	23.852	32.342	247.0

66

NIKI TUULI

FIN

TEAM STYLOBIKE

KALEX

1	1:46.511	25.195	25.203	24.014	32.099	197.4
2	1:41.878	21.015	24.975	23.900	31.988	241.1
3	1:41.655	20.987	24.874	23.780	32.014	243.2
4	1:41.541	20.917	24.864	23.689	32.071	244.3
5	1:41.354	20.830	24.794	23.792	31.938	248.7
6	1:41.776	20.983	24.894	23.925	31.974	241.6
7	1:41.772	21.030	24.779	23.940	32.023	242.6
8	1:41.649	20.965	24.782	23.830	32.072	243.2
9	1:41.524	20.936	24.811	23.799	31.978	250.9
10	1:41.749	21.053	24.787	23.891	32.018	241.1
11	1:41.377	20.862	24.782	23.748	31.985	250.4
12	1:41.910	20.937	24.864	23.951	32.158	246.4
13	1:41.861	20.993	24.828	23.907	32.133	249.2
14	1:42.033	21.119	24.862	23.970	32.082	244.3
15	1:42.419	21.119	25.066	23.998	32.236	244.3
16	1:42.344	21.181	24.939	24.104	32.120	244.8
17	1:42.307	21.129	24.954	24.070	32.154	244.3
18	1:42.636	21.198	25.048	24.164	32.226	245.3

70

TAKESHI ISHIZUKA

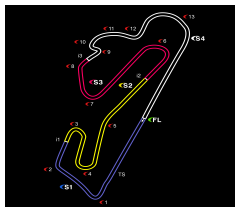
JPN

EASYRACE TEAM

KALEX

1	1:50.521	26.639	26.126	24.783	32.973	202.5
2	1:44.267	21.390	25.352	24.849	32.676	236.4
3	1:44.474	21.495	25.413	24.574	32.992	237.9
4	1:44.012	21.697	25.342	24.297	32.676	231.9
5	1:44.542	21.511	25.316	25.072	32.643	226.2
6	1:44.046	21.335	25.415	24.519	32.777	234.4
7	1:44.211	21.555	25.324	24.606	32.726	240.0
8	1:44.316	21.348	25.385	24.672	32.911	236.9
9	1:44.364	21.501	25.598	24.550	32.715	223.9
10	1:43.997	21.437	25.263	24.440	32.857	236.9
11	1:44.197	21.589	25.361	24.486	32.761	235.4
12	1:44.069	21.518	25.386	24.465	32.700	236.4
13	1:44.092	21.521	25.378	24.402	32.791	236.4
14	1:44.220	21.536	25.348	24.498	32.838	240.5
15	1:43.973	21.420	25.410	24.512	32.631	237.9
16	1:43.856	21.304	25.366	24.393	32.793	241.6
17	1:43.940	21.597	25.296	24.355	32.692	237.9
18	1:44.040	21.443	25.319	24.525	32.753	236.9





MOTO 2

FIM CEV REPSOL CIRCUITO DO ESTORIL 2020

Race 2

Sector Analysis

— Invalidated Lap

■ Personal Best

■ Session Best

B Crossing the pit lane

Lap	Time	Sector 1	Sector 2	Sector 3	Sector 4	T.Spd	Lap	Time	Sector 1	Sector 2	Sector 3	Sector 4	T.Spd
74	PIOTR BIESIEKIRSKI						POL						
	TEAM STYLOBIKE - EUVIC						KALEX						
1	1:49.012	26.302	25.626	24.305	32.779	201.4							
2	1:42.688	21.059	24.988	24.112	32.529	244.8							
3	1:42.559	21.050	24.995	24.131	32.383	248.1							
4	1:42.604	21.080	25.040	24.126	32.358	249.2							
5	1:42.317	21.123	25.018	23.962	32.214	249.2							
6	1:42.598	21.155	25.042	24.019	32.382	240.0							
7	1:42.330	20.917	25.047	24.074	32.292	255.6							
8	1:42.645	21.184	24.991	24.068	32.402	250.4							
9	1:42.582	21.086	25.108	24.025	32.363	249.8							
10	1:42.622	21.313	25.075	24.027	32.207	249.8							
11	1:42.743	21.195	25.051	24.131	32.366	251.5							
12	1:42.505	21.106	25.030	24.109	32.260	245.3							
13	1:42.738	20.984	25.204	24.161	32.389	255.6							
14	1:42.994	21.183	25.136	24.262	32.413	247.6							
15	1:43.097	21.213	25.053	24.135	32.696	250.9							
16	1:43.318	21.717	25.108	24.032	32.461	237.4							
17	1:42.499	20.897	24.918	24.270	32.414	260.4							
18	1:43.290	21.580	24.997	24.099	32.614	256.8							
88	ALESSANDRO ZETTI						ITA						
	SF RACING						KALEX						
1	1:51.286	27.140	25.990	25.121	33.035	207.1							
2	1:45.230	21.733	25.473	24.645	33.379	228.1							
3	1:44.061	21.425	25.415	24.476	32.745	235.9							
4	1:44.221	21.444	25.549	24.472	32.756	238.4							
5	1:44.035	21.427	25.450	24.471	32.687	232.9							
6	1:44.057	21.311	25.453	24.547	32.746	239.0							
7	1:43.797	21.323	25.377	24.474	32.623	242.1							
8	1:44.230	21.336	25.436	24.604	32.854	238.4							
9	1:44.297	21.479	25.635	24.543	32.640	229.0							
10	2:07.261	21.386	25.535	24.744	55.596	231.9							
11	1:46.340	22.078	26.439	24.909	32.914	221.2							
12	1:44.849	21.458	25.557	24.680	33.154	241.6							
13	1:44.611	21.334	25.763	24.546	32.968	248.7							
14	1:44.191	21.342	25.471	24.516	32.862	244.8							
15	1:43.667	21.208	25.419	24.398	32.642	246.4							
16	1:44.745	21.326	25.428	24.797	33.194	235.9							
17	1:44.524	21.379	25.473	24.544	33.128	248.7							
18	1:44.569	21.398	25.514	24.586	33.071	239.0							