

MOTO 3

FIM CEV REPSOL CIRCUITO DO ESTORIL 2020

Warm Up

Sector Analysis

— Invalidated Lap

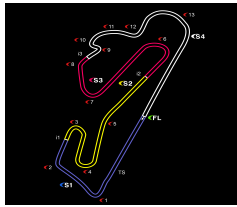
■ Personal Best

■ Session Best

B Crossing the pit lane

Lap	Time	Sector 1	Sector 2	Sector 3	Sector 4	T.Sp	Lap	Time	Sector 1	Sector 2	Sector 3	Sector 4	T.Sp		
5	LORENZO FELLON						FRA	5	1:46.210	21.962	26.308	24.587	33.353	235.9	
	ESTRELLA GALICIA 0,0 JT						HONDA	6	1:47.127	22.373	26.453	24.755	33.546	224.8	
1	2:31.137	54.989	30.963	26.151	39.034		7	1:47.968	22.164	26.704	25.375	33.725	230.9		
2	1:46.995	22.478	26.538	24.667	33.312	220.3	8	2:11.663	22.371	26.594	47.932	34.766	229.5		
3	1:48.014	22.446	27.427	24.653	33.488	229.0									
4	1:46.964	22.492	26.496	24.518	33.458	221.2									
5	1:45.878	22.008	26.202	24.461	33.207	228.5									
6	1:46.467	22.390	26.293	24.323	33.461	232.9									
7	1:49.358	23.043	28.165	24.981	33.169	226.2									
8	1:45.955	22.113	26.363	24.413	33.066	227.1									
7	DANIEL MUÑOZ						SPA	25	ADRIÁN FERNÁNDEZ						SPA
	APEX CARDOSO RACING						KTM		LAGLISSE ACADEMY						HUSQVARNA
1	9:16.442	7:44.772	29.309	27.520	34.841		1	2:30.223	57.120	28.446	25.918	38.739			
2	1:48.667	22.761	26.884	25.132	33.890	227.1	2	1:47.143	22.180	26.557	24.677	33.729	230.9		
3	2:00.007 B	22.535	26.906	26.165	44.401	227.6	3	1:49.737	22.950	28.870	24.697	33.220	231.4		
11	NICHOLAS SPINELLI						ITA	4	1:45.960	21.731	26.420	24.462	33.347	236.4	
	REALE AVINTIA MTA JUNIOR						KTM	5	1:45.860	21.715	26.336	24.400	33.409	236.9	
1	2:56.237	1:14.724	29.112	25.954	46.447		6	1:55.783	23.822	28.490	28.115	35.356	229.5		
2	1:47.293	22.439	26.779	24.669	33.406	225.3	7	1:46.267	21.808	26.356	24.590	33.513	233.9		
3	1:47.917	22.317	27.125	25.177	33.298	233.9	8	1:45.993	21.866	26.551	24.355	33.221	233.4		
4	1:45.809	21.911	26.516	24.293	33.089	233.4									
5	1:46.464	21.925	26.758	24.549	33.232	232.9									
6	1:47.357	21.993	26.462	25.493	33.409	230.5									
7	1:46.113	21.904	26.463	24.370	33.376	231.9									
8	1:50.347	21.880	26.500	24.734	37.233	232.4									
20	JOSÉ JULIÁN GARCÍA						SPA	27	ALEX DÍEZ RODRÍGUEZ						SPA
	SIC 58 SQUADRA CORSE						HONDA		LAGLISSE ACADEMY						HUSQVARNA
1	2:56.556	1:15.672	32.796	29.866	38.222		1	2:56.816	1:17.712	31.925	29.731	37.448			
2	1:46.937	22.515	26.526	24.577	33.319	214.7	2	1:48.222	22.591	26.934	24.993	33.704	222.1		
3	1:46.704	22.343	26.638	24.576	33.147	229.5	3	1:47.000	22.189	26.505	24.817	33.489	227.1		
4	1:45.903	22.070	26.278	24.197	33.358	228.1	4	1:47.113	22.441	26.665	24.577	33.430	227.1		
5	1:46.773	22.007	26.890	24.625	33.251	228.5	5	1:47.156	22.195	26.418	24.902	33.641	226.2		
6	1:45.962	22.277	26.393	24.173	33.119	225.3	6	1:46.986	22.232	26.491	24.556	33.707	230.9		
7	1:45.575	21.851	26.286	24.376	33.062	234.9	7	1:46.889	22.199	26.464	24.620	33.606	230.5		
8	1:46.960	22.999	26.537	24.365	33.059	227.1	8	1:50.720	22.162	27.977	26.339	34.242	229.0		
22	KAZUKI MASAKI						JPN	28	IZAN GUEVARA						SPA
	LAGLISSE ACADEMY						HUSQVARNA		OPENBANK ASPAR TEAM						KTM
1	2:32.809	1:04.120	29.298	25.254	34.137		1	2:57.118	1:21.852	27.767	30.421	37.078			
2	1:46.951	22.480	26.566	24.608	33.297	221.2	2	1:47.320	22.587	26.632	24.636	33.465	221.6		
3	1:46.352	22.222	26.595	24.330	33.205	219.0	3	1:45.806	22.039	26.477	24.191	33.099	236.4		
4	1:46.334	22.237	26.547	24.352	33.198	230.9	4	1:47.280	22.326	27.430	24.434	33.090	236.9		
5	1:48.620	22.225	28.655	24.635	33.105	229.5	5	1:46.006	22.002	26.322	24.419	33.263	235.4		
6	1:46.282	22.199	26.488	24.561	33.034	229.0	6	1:45.400	21.969	26.158	24.240	33.033	231.9		
7	1:47.405	21.921	26.894	25.179	33.411	233.9	7	1:45.536	21.941	26.337	24.314	32.944	230.5		
8	1:45.818	22.014	26.429	24.314	33.061	229.0	8	1:50.533	22.178	27.910	26.169	34.276	235.4		
24	LEONARDO TACCINI						ITA	29	BILLY VAN EERDE						AUS
	LEOPARD IMPALA JUNIOR						HONDA		ASIA TALENT TEAM						HONDA
1	2:32.257	1:04.467	27.665	25.725	34.400		1	2:40.906	1:13.951	27.671	25.256	34.028			
2	1:48.252	22.580	26.696	24.879	34.097	216.4	2	1:48.137	22.485	26.688	25.270	33.694	231.4		
3	1:47.460	22.236	26.802	24.697	33.725	228.1	3	1:46.480	22.109	26.430	24.464	33.477	232.9		
4	1:46.902	22.404	26.445	24.615	33.438	231.9	4	1:46.050	21.982	26.533	24.281	33.254	233.9		
							5	1:46.250	21.958	26.457	24.222	33.613	235.9		
							6	1:46.301	21.898	26.363	24.407	33.633	234.9		
							7	1:47.592	22.013	27.012	24.849	33.718	235.9		
							8	1:48.468	23.673	26.771	24.539	33.485	235.4		
30	MAX COOK						GBR	30	MAX COOK						GBR
	BRITISH TALENT TEAM						HONDA		BRITISH TALENT TEAM						HONDA
1	3:11.851	1:45.068	27.625	25.126	34.032		1	3:11.851	1:45.068	27.625	25.126	34.032			
2	1:47.616	22.477	26.669	24.747	33.723	223.4	2	1:47.616	22.477	26.669	24.747	33.723	223.4		
3	1:46.860	22.240	26.489	24.590	33.541	228.1	3	1:46.860	22.240	26.489	24.590	33.541	228.1		
4	1:46.469	22.062	26.484	24.450	33.473	228.5	4	1:46.469	22.062	26.484	24.450	33.473	228.5		
5	1:45.963	22.017	26.401	24.303	33.242	228.5	5	1:45.963	22.017	26.401	24.303	33.242	228.5		
6	1:45.640	21.848	26.390	24.256	33.146	230.0	6	1:45.640	21.848	26.390	24.256	33.146	230.0		





MOTO 3

FIM CEV REPSOL CIRCUITO DO ESTORIL 2020

Warm Up

Sector Analysis

— Invalidated Lap

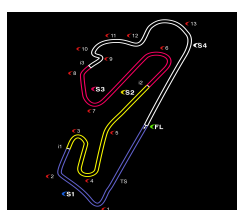
■ Personal Best

■ Session Best

B Crossing the pit lane

Lap	Time	Sector 1	Sector 2	Sector 3	Sector 4	T.Sp	Lap	Time	Sector 1	Sector 2	Sector 3	Sector 4	T.Sp		
7	1:46.060	21.959	26.415	24.375	33.311	229.0									
8	1:46.435	21.970	26.378	24.540	33.547	227.1									
31	SCOTT OGDEN GBR							45	CLÉMENT ROUGÉ FRA						
	BRITISH TALENT TEAM HONDA								LAGLISSE ACADEMY HUSQVARNA						
1	2:42.220	1:15.026	27.587	25.494	34.113		1	2:31.466	57.343	28.339	26.059	39.725			
2	1:47.320	22.430	26.604	24.679	33.607	229.0	2	1:47.582	22.406	26.655	24.867	33.654	221.6		
3	1:46.776	22.318	26.437	24.713	33.308	224.8	3	1:47.954	22.433	27.315	24.777	33.429	228.5		
4	1:45.963	22.026	26.366	24.508	33.063	230.0	4	1:46.746	22.233	26.436	24.659	33.418	230.5		
5	1:45.806	21.948	26.245	24.446	33.167	231.9	5	1:47.009	22.303	26.504	24.658	33.544	232.4		
6	1:48.234	22.059	26.297	24.466	35.412	229.5	6	1:47.506	22.343	26.476	25.012	33.675	228.5		
7	1:45.811	22.052	26.206	24.355	33.198	230.5	7	1:47.887	22.285	26.636	25.495	33.471	223.0		
8	1:45.748	21.996	26.239	24.404	33.109	234.9	8	1:54.373	29.463	26.625	24.821	33.464	236.4		
32	TAKUMA MATSUYAMA JPN							47	FILIP REHACEK CZE						
	ASIA TALENT TEAM HONDA								LAGLISSE ACADEMY HUSQVARNA						
1	3:09.484	1:42.722	27.289	25.096	34.377		1	2:14.714	45.702	28.073	26.042	34.897			
2	1:46.691	22.381	26.440	24.472	33.398	228.1	2	1:50.171	23.232	27.199	25.373	34.367	215.2		
3	1:47.932	22.260	27.489	24.592	33.591	228.5	3	1:49.621	22.949	27.114	25.068	34.490	220.3		
4	1:46.221	22.256	26.349	24.322	33.294	228.5	4	1:49.258	22.948	27.206	24.964	34.140	216.4		
5	1:46.090	22.086	26.293	24.309	33.402	230.0	5	1:48.749	22.631	27.018	24.862	34.238	223.4		
6	1:45.835	22.069	26.218	24.324	33.224	229.0	6	1:49.596	22.821	27.097	25.421	34.257	221.6		
7	1:49.071	23.589	27.113	24.425	33.944	229.0	7	1:49.499	22.883	27.090	25.145	34.381	224.8		
8	1:45.611	22.042	26.206	24.397	32.966	231.9	8	1:48.805	22.724	27.002	24.962	34.117	219.9		
37	PEDRO ACOSTA SPA							48	GABIN PLANQUES FRA						
	MT-FOUNDATION 77 KTM								LARRESPORT CARRÉ D'OR HONDA						
1	2:56.287	1:23.521	29.349	26.792	36.625		1	2:34.556	1:07.414	27.640	25.382	34.120			
2	1:47.864	22.222	27.320	24.939	33.383	234.9	2	1:48.878	22.760	26.771	25.290	34.057	216.9		
3	1:45.935	22.053	26.295	24.389	33.198	232.9	3	1:48.401	22.712	27.069	24.867	33.753	225.7		
4	1:45.947	21.903	26.124	24.303	33.617	237.4	4	1:47.862	22.488	26.652	24.853	33.869	224.8		
5	1:47.162	21.908	27.676	24.525	33.053	233.9	5	1:50.053	22.563	26.810	24.943	35.737	226.7		
6	1:47.246	22.222	27.002	24.729	33.293	221.2	6	1:57.144	26.662	29.382	24.992	36.108	223.9		
7	1:45.258	21.677	26.066	24.147	33.368	237.4	7	1:48.850	22.701	27.309	25.070	33.770	224.4		
38	DAVID SALVADOR SPA							50	ONDREJ VOSTATEK CZE						
	CUNA DE CAMPEONES KTM								OPENBANK ASPAR TEAM KTM						
1	4:24.507	2:48.153	29.157	32.929	34.268		1	2:33.102	1:05.228	28.386	25.362	34.126			
2	1:47.313	22.793	26.514	24.425	33.581	232.9	2	1:47.979	22.435	26.829	24.928	33.787	218.6		
3	1:45.141	21.732	26.235	24.198	32.976	235.4	3	1:47.661	22.695	26.658	24.737	33.571	221.6		
4	1:45.203	21.769	26.087	24.338	33.009	235.4	4	1:46.614	22.384	26.509	24.436	33.285	223.0		
5	1:52.324	21.885	26.456	28.792	35.191	227.1	5	1:46.395	22.122	26.446	24.543	33.284	229.5		
6	1:46.499	21.807	26.570	24.867	33.255	234.4	6	1:46.951	22.163	26.425	24.692	33.671	226.2		
7	1:46.685	22.351	26.418	24.239	33.677	232.9	7	<u>1:49.530</u>	22.296	26.639	26.147	34.448	215.2		
43	XAVIER ARTIGAS SPA							60	DIRK GEIGER GER						
	LEOPARD IMPALA JUNIOR HONDA								CUNA PRÜSTELGP KTM						
1	2:56.496	1:26.838	27.889	27.069	34.700		1	2:49.814	1:16.502	27.688	26.228	39.396			
2	1:46.742	22.418	26.444	24.581	33.299	220.8	2	1:48.345	22.476	26.923	24.953	33.993	228.1		
3	1:47.376	22.403	27.600	24.536	32.837	230.0	3	1:47.851	22.303	26.734	24.928	33.886	228.1		
4	1:45.972	22.161	26.529	24.389	32.893	225.3	4	1:52.246	22.919	27.470	28.455	33.402	229.0		
5	1:46.138	21.853	26.584	24.419	33.282	230.0	5	1:46.639	22.035	26.540	24.611	33.453	229.0		
6	1:45.445	21.934	26.218	24.195	33.098	233.4	6	1:46.465	21.979	26.416	24.719	33.351	232.9		
7	1:47.556	22.047	26.320	25.646	33.543	231.9	7	1:46.171	21.862	26.362	24.722	33.225	229.0		
8	1:45.135	21.929	25.996	24.279	32.931	236.4	8	1:48.344	22.874	26.760	25.070	33.640	231.9		





MOTO 3

FIM CEV REPSOL CIRCUITO DO ESTORIL 2020

Warm Up

Sector Analysis

— Invalidated Lap

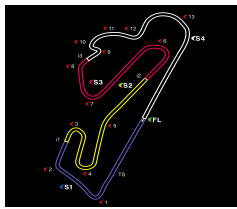
■ Personal Best

■ Session Best

■ Crossing the pit lane

Lap	Time	Sector 1	Sector 2	Sector 3	Sector 4	T.Sp	Lap	Time	Sector 1	Sector 2	Sector 3	Sector 4	T.Sp		
63	SYARIFUDDIN AZMAN MAL MONLAU MOTORSPORT HONDA							69	RAFFAELE FUSCO ITA REALE AVINTIA MTA JUNIOR TEAM KTM						
1	2:33.837	54.561	31.854	26.896	40.526		1	2:57.525	1:23.161	27.982	28.738	37.644			
2	1:47.223	22.207	26.475	24.994	33.547	225.7	2	1:47.836	22.484	26.916	24.766	33.670	228.5		
3	1:46.948	22.070	26.464	24.756	33.658	232.4	3	1:46.845	22.059	26.697	24.650	33.439	231.9		
4	1:45.797	21.913	26.221	24.319	33.344	236.4	4	1:46.825	22.146	26.695	24.606	33.378	233.4		
5	1:45.695	21.916	26.428	24.263	33.088	233.9	5	1:46.666	22.027	26.579	24.675	33.385	233.9		
6	1:47.547	22.944	26.357	24.484	33.762	230.5	6	1:47.968	22.129	26.575	24.611	34.653	231.9		
7	1:47.947	22.366	27.079	25.437	33.065	217.3	7	1:46.593	22.083	26.513	24.606	33.391	230.0		
8	1:45.844	22.049	26.400	24.445	32.950	227.6	8	1:53.578	22.337	28.038	27.295	35.908	224.4		
64	DAVID MUÑOZ SPA APEX CARDOSO RACING KTM							70	JOSHUA WHATLEY GBR KRP (UK) LTD KTM						
1	2:37.492	1:09.288	27.621	25.333	35.250		1	2:31.224	54.937	30.684	26.954	38.649			
2	1:47.028	22.544	26.541	24.841	33.102	226.2	2	1:46.625	22.157	26.494	24.622	33.352	228.1		
3	1:46.322	22.088	26.435	24.392	33.407	230.5	3	1:48.450	22.780	27.530	24.989	33.151	227.6		
4	1:46.114	22.125	26.393	24.360	33.236	230.5	4	1:46.193	22.200	26.499	24.417	33.077	230.5		
5	1:46.211	22.219	26.178	24.479	33.335	230.0	5	1:46.567	23.028	26.405	24.213	32.921	229.0		
6	1:50.124	21.955	26.249	27.586	34.334	233.4	6	1:54.323	22.055	27.467	28.110	36.691	237.4		
7	1:48.803	22.299	27.126	25.489	33.889	229.0	7	1:48.671	23.756	26.362	24.971	33.582	225.3		
8	1:46.248	22.264	26.311	24.478	33.195	236.4	8	1:48.610	24.218	26.601	24.399	33.392	237.4		
65	HIKARU ARITA JPN CIP JUNIOR TEAM KTM							76	JULIÁN GIRAL SPA MT-FOUNDATION 77 KTM						
1	2:31.475	56.262	29.614	26.882	38.717		1	2:56.504	1:23.043	27.823	28.158	37.480			
2	1:47.926	22.707	26.854	24.872	33.493	210.2	2	1:47.397	22.724	26.599	24.603	33.471	211.8		
3	1:48.084	22.553	27.236	24.844	33.451	221.2	3	1:46.551	22.186	26.853	24.473	33.039	232.4		
4	1:47.175	22.374	26.632	24.564	33.605	225.3	4	1:45.989	22.272	26.537	24.202	32.978	230.0		
5	1:46.757	22.487	26.558	24.524	33.188	228.5	5	1:46.459	22.148	26.732	24.607	32.972	229.5		
6	1:47.008	22.305	26.491	24.646	33.566	224.4	6	1:45.524	22.140	26.312	24.241	32.831	230.0		
7	1:49.503	22.379	26.618	26.230	34.276	216.9	7	1:45.833	21.982	26.472	24.308	33.071	232.4		
8	1:49.785	22.469	27.823	25.496	33.997	227.1	8	1:45.358	21.990	26.279	24.273	32.816	232.9		
66	JOEL KELSO AUS AGR TEAM KTM							81	SENNA AGIUS AUS SIC58 SQUADRA CORSE HONDA						
1	2:32.245	55.752	30.390	26.957	39.146		1	2:42.244	1:14.655	27.467	25.806	34.316			
2	1:48.782	23.028	27.029	24.926	33.799	214.3	2	1:48.231	22.687	26.812	24.789	33.943	226.7		
3	1:48.063	22.854	26.819	24.864	33.526	218.6	3	1:48.738	22.401	27.196	24.944	34.197	229.5		
4	1:47.317	22.501	26.655	24.770	33.391	230.5	4	1:48.751	22.605	26.992	24.986	34.168	228.1		
5	1:47.207	22.381	26.656	24.730	33.440	229.0	5	1:48.612	22.468	26.960	24.847	34.337	228.5		
6	1:47.229	22.178	26.498	24.826	33.727	229.5	6	1:49.357	22.249	26.838	24.856	35.414	226.7		
7	1:47.408	22.287	26.583	24.743	33.795	224.4	7	1:53.946	22.809	29.710	26.904	34.523	224.8		
8	1:48.485	22.619	26.976	24.818	34.072	220.3	8	1:50.795	22.368	27.573	25.759	35.095	227.6		
67	GERARD RIU SPA AGR TEAM KTM							92	DIOGO MOREIRA BRA ESTRELLA GALICIA 0,0 JT HONDA						
1	2:57.538	1:23.425	28.969	28.630	36.514		1	2:14.671	42.457	28.053	27.254	36.907			
2	1:47.435	22.783	26.494	24.734	33.424	233.4	2	1:48.505	22.481	26.648	24.886	34.490	226.7		
3	1:46.105	21.918	26.432	24.620	33.135	231.9	3	1:51.209	23.531	28.321	25.385	33.972	213.5		
4	1:45.813	21.937	26.331	24.603	32.942	234.4	4	1:47.713	22.478	26.567	24.730	33.938	226.7		
5	1:45.983	22.117	26.344	24.472	33.050	235.4	5	1:47.391	22.432	26.565	24.780	33.614	223.4		
6	1:45.364	22.006	26.244	24.323	32.791	230.5	6	1:59.575	23.772	28.879	27.210	39.714	223.4		
7	1:45.863	21.837	26.504	24.452	33.070	236.4	7	1:52.352	22.313	26.552	25.994	37.493	222.5		
8	1:45.487	21.980	26.280	24.235	32.992	229.0	8	1:46.405	22.182	26.393	24.471	33.359	231.9		





MOTO 3

FIM CEV REPSOL CIRCUITO DO ESTORIL 2020

Warm Up

Sector Analysis

— Invalidated Lap

■ Personal Best

■ Session Best

B Crossing the pit lane

Lap	Time	Sector 1	Sector 2	Sector 3	Sector 4	T.Sp	Lap	Time	Sector 1	Sector 2	Sector 3	Sector 4	T.Sp
95	JOSÉ ANTONIO RUEDA SPA												
	ESTRELLA GALICIA 0,0 JT							HONDA					
1	2:12.871	43.953	27.513	26.068	35.337								
2	1:50.265	23.020	27.211	25.429	34.605	226.2							
3	1:50.030	22.921	27.115	25.467	34.527	226.7							
4	1:51.376	25.060	26.928	25.285	34.103	225.7							
5	1:48.316	22.504	26.720	25.006	34.086	231.4							
6	1:49.123	22.728	26.709	25.364	34.322	228.1							
7	1:55.887	24.996	30.029	26.527	34.335	225.7							
8	1:48.825	22.430	26.694	25.347	34.354	230.9							
96	DANIEL HOLGADO MIRAL SPA												
	OPENBANK ASPAR TEAM							KTM					
1	2:56.951	1:22.765	27.764	28.774	37.648								
2	1:46.871	22.499	26.501	24.573	33.298	216.0							
3	1:46.272	21.986	26.432	24.413	33.441	228.1							
4	1:46.067	22.511	26.216	24.260	33.080	219.9							
5	1:46.613	22.013	26.697	24.434	33.469	226.7							
6	1:45.435	21.971	26.185	24.283	32.996	231.4							
7	1:48.999	21.909	28.624	25.010	33.456	232.9							
8	1:46.030	21.698	26.428	24.567	33.337	233.4							
97	FILIPPO PALAZZI ITA												
	FAU55 TEY RACING							KTM					
1	2:31.910	55.279	29.655	27.908	39.068								
2	1:48.670	22.762	26.935	25.167	33.806	216.9							
3	1:48.055	22.781	26.910	24.783	33.581	216.4							
4	1:47.458	22.703	26.719	24.620	33.416	223.9							
5	1:47.074	22.229	26.613	24.711	33.521	230.5							
6	1:47.435	22.358	26.495	24.865	33.717	226.7							
7	1:47.628	22.265	26.479	24.742	34.142	226.7							
8	1:48.174	22.438	26.902	24.836	33.998	223.0							