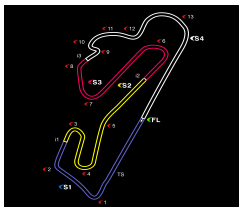

CPVC + CPVC 1300
ESTORIL SUPER RACING SERIES
Corrida 2

Volta por volta

Melhor marca pessoal | Melhor da sessão | **B** Cruzando a linha de chegada para o pit lan

02 — Paulo Miguel — MG MIDGET
1.Paulo Miguel — H71
2.Fernando Charais

Vlt.	P	Tempo	Inter. 1	Inter. 2	Inter. 3	V.Máx	Decorrido
1	2	2:23.611	36.365	36.779	1:10.467		2:23.611
2	2	2:16.183	29.881	34.884	1:11.418	169.5	4:39.794
3	2	2:15.573	29.314	34.896	1:11.363	173.5	6:55.367
4	2	2:17.120	29.194	35.560	1:12.366	173.2	9:12.487
5	2	2:19.178	29.363	37.579	1:12.236	171.6	11:31.665
6	2	2:15.028	29.579	34.970	1:10.479	171.1	13:46.693

2 — Rui Costa — FORD Escort RS 1600
1.Rui Costa — H75

Vlt.	P	Tempo	Inter. 1	Inter. 2	Inter. 3	V.Máx	Decorrido
1	1	1:54.406	28.715	28.361	57.330		1:54.406
2	1	1:51.662	24.461	29.124	58.077	216.4	3:46.068
3	1	1:49.280	23.506	28.417	57.357	213.9	5:35.348
4	1	1:49.488	23.455	28.607	57.426	220.3	7:24.836
5	1	1:49.157	23.591	28.394	57.172	217.3	9:13.993
6	1	1:49.953	23.789	28.556	57.608	209.0	11:03.946
7	1	1:50.026	23.686	28.625	57.715	218.1	12:53.972

3 — João Macedo Silva — PORSCHE 911 RSR
1.João M. Silva — H75

Vlt.	P	Tempo	Inter. 1	Inter. 2	Inter. 3	V.Máx	Decorrido
1	1	1:49.475	26.824	27.614	55.037		1:49.475
2	1	1:46.524	23.032	27.710	55.782	223.9	3:35.999
3	1	1:45.958	22.823	27.640	55.495	222.5	5:21.957
4	1	1:46.198	22.973	27.770	55.455	228.5	7:08.155
5	1	1:47.025	23.045	28.087	55.893	227.6	8:55.180
6	1	1:47.909	23.811	27.739	56.359	216.4	10:43.089
7	1	1:48.037	24.352	28.368	55.317	209.4	12:31.126

5 — Pedro Pocas — PORSCHE 924
1.Pedro Pocas — H81

Vlt.	P	Tempo	Inter. 1	Inter. 2	Inter. 3	V.Máx	Decorrido
1	1	2:12.755	33.629	33.354	1:05.772		2:12.755
2	1	2:06.957	27.758	33.445	1:05.754	180.3	4:19.712
3	1	2:07.457	27.441	33.347	1:06.669	185.5	6:27.169
4	1	2:07.254	28.182	33.253	1:05.819	177.1	8:34.423
5	1	2:06.151	26.944	33.036	1:06.171	186.4	10:40.574
6	1	2:06.719	28.019	33.088	1:05.612	171.3	12:47.293

6 — Joaquim Jorge — FORD ESCORT RS 1600 MK1
1.Joaquim Jorge — H75

Vlt.	P	Tempo	Inter. 1	Inter. 2	Inter. 3	V.Máx	Decorrido
1	1	1:54.139	28.357	28.352	57.430		1:54.139
2	1	1:52.228	24.386	29.227	58.615	216.9	3:46.367
3	1	1:50.192	24.602	28.575	57.015	207.1	5:36.559
4	1	1:50.438	24.179	28.648	57.611	212.7	7:26.997
5	1	1:50.900	24.128	28.816	57.956	204.4	9:17.897
6	1	1:53.041	24.699	29.288	59.054	205.5	11:10.938
7	1	1:52.546	24.219	29.394	58.933	216.0	13:03.484

7 — Candido Monteiro — DATSUN 1200
1.Candido Monteiro — H71

Vlt.	P	Tempo	Inter. 1	Inter. 2	Inter. 3	V.Máx	Decorrido
1	1	2:24.654	38.031	36.765	1:09.858		2:24.654
2	1	2:16.029	30.302	36.335	1:09.392	161.8	4:40.683
3	1	2:15.500	29.842	35.935	1:09.723	163.2	6:56.183
4	1	2:16.692	29.804	36.422	1:10.466	161.5	9:12.875
5	1	2:17.682	30.118	36.536	1:11.028	159.2	11:30.557
6	1	2:16.418	30.172	36.561	1:09.685	160.6	13:46.975

8 — Jorge Leite — MAZDA RX2-S122A
1.Jorge Leite — GR5
2.Luis Santos

Vlt.	P	Tempo	Inter. 1	Inter. 2	Inter. 3	V.Máx	Decorrido
1	2	2:03.489	30.864	31.218	1:01.407		2:03.489
2	2	1:57.962	25.989	30.346	1:01.627	189.6	4:01.451
3	2	1:57.991	25.740	30.005	1:02.246	195.3	5:59.442
4	2	1:59.251	25.944	30.940	1:02.367	191.2	7:58.693
5	2	1:59.387	26.349	31.041	1:01.997	176.3	9:58.080
6	2	1:58.775	25.728	30.500	1:02.547	195.7	11:56.855
7	2	1:59.088	25.850	31.031	1:02.207	192.3	13:55.943

10 — Bruno Pires — DATSUN 1200
1.Bruno Pires — H71

Vlt.	P	Tempo	Inter. 1	Inter. 2	Inter. 3	V.Máx	Decorrido
1	1	2:05.679	31.332	31.931	1:02.416		2:05.679
2	1	2:05.149	30.965	31.305	1:02.879	196.0	4:10.828
3	1	2:01.613	27.692	31.678	1:02.243	187.3	6:12.441
4	1	1:58.925	25.958	31.339	1:01.628	188.6	8:11.366
5	1	1:59.300	26.417	31.170	1:01.713	178.5	10:10.666
6	1	1:59.711	26.038	31.608	1:02.065	186.7	12:10.377
7	1	1:58.138	26.106	31.062	1:00.970	183.9	14:08.515

11 — Fernando Xavier — VOLKSWAGEN Scirocco
1.Fernando Xavier — H81

Vlt.	P	Tempo	Inter. 1	Inter. 2	Inter. 3	V.Máx	Decorrido
1	1	2:12.812	36.196	32.713	1:03.903		2:12.812
2	1	2:00.999	26.341	31.595	1:03.063	185.5	4:13.811
3	1	2:03.935	27.301	32.030	1:04.604	183.0	6:17.746
4	1	2:01.850	26.492	31.658	1:03.700	184.2	8:19.596
5	1	2:02.024	26.397	32.037	1:03.590	183.6	10:21.620
6	1	2:02.061	26.364	31.869	1:03.828	183.6	12:23.681
7	1	2:01.671	26.287	31.813	1:03.571	178.3	14:25.352

12 — Rui Azevedo — FORD Escort RS 1600
1.Rui Azevedo — H75

Vlt.	P	Tempo	Inter. 1	Inter. 2	Inter. 3	V.Máx	Decorrido
1	1	1:54.134	28.149	28.302	57.683		1:54.134
2	1	1:50.289	24.043	28.939	57.307	224.8	3:44.423
3	1	2:25.958 **B**	23.929	28.583	1:33.446	209.0	6:10.381

13 — João Braga — DATSUN SUNNY 1200
1.João Braga — H75

Vlt.	P	Tempo	Inter. 1	Inter. 2	Inter. 3	V.Máx	Decorrido
1	1	2:15.051	35.505	33.700	1:05.846		2:15.051
2	1	2:06.005	27.897	33.253	1:04.855	175.7	4:21.056
3	1	2:06.241	27.243	32.473	1:06.525	181.5	6:27.297
4	1	2:05.275	26.959	32.570	1:05.746	179.4	8:32.572
5	1	2:04.558	27.424	32.232	1:04.902	178.3	10:37.130
6	1	2:04.746	27.023	32.688	1:05.035	182.4	12:41.876

14 — Filipe Nogueira — FORD Escort MK1
1.Filipe Nogueira — GR5

Vlt.	P	Tempo	Inter. 1	Inter. 2	Inter. 3	V.Máx	Decorrido
1	1	2:05.294	32.456	30.915	1:01.923		2:05.294
2	1	2:11.610	38.189	31.361	1:02.060	193.6	4:16.904
3	1	1:59.509	25.896	31.067	1:02.546	192.3	6:16.413
4	1	1:58.869	25.112	31.143	1:02.614	193.3	8:15.282
5	1	1:58.910	25.444	30.739	1:02.727	193.6	10:14.192
6	1	2:00.193	26.283	31.726	1:02.184	185.1	12:14.385
7	1	1:58.656	26.165	30.911	1:01.580	193.6	14:13.041

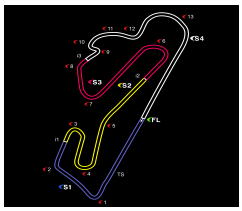

CPVC + CPVC 1300
ESTORIL SUPER RACING SERIES
Corrida 2

Volta por volta

Melhor marca pessoal | Melhor da sessão | **B** Cruzando a linha de chegada para o pit lan

16 — Jorge Guimaraes
1.Jorge Guimaraes — VOLVO 121 — H71

Vlt.	P	Tempo	Inter. 1	Inter. 2	Inter. 3	V.Máx	Decorrido
1	1	2:22.173	37.491	34.898	1:09.784		2:22.173
2	1	2:14.959	29.989	34.120	1:10.850	163.9	4:37.132
3	1	2:12.790	29.056	34.150	1:09.584	154.5	6:49.922
4	1	2:12.867	28.964	33.974	1:09.929	165.9	9:02.789
5	1	2:16.065	29.912	33.956	1:12.197	153.4	11:18.854
6	1	2:16.300	29.677	34.962	1:11.661	154.7	13:35.154

17 — João Vieira
1.João Vieira — PORSCHE 914-6 GT — H71

Vlt.	P	Tempo	Inter. 1	Inter. 2	Inter. 3	V.Máx	Decorrido
1	1	2:10.708	34.543	31.998	1:04.167		2:10.708
2	1	2:05.562	28.181	32.776	1:04.605	204.4	4:16.270
3	1	2:02.805	26.336	32.629	1:03.840	191.6	6:19.075
4	1	2:02.770	26.723	31.150	1:04.897	189.9	8:21.845
5	1	2:03.496	27.678	31.571	1:04.247	177.1	10:25.341
6	1	2:03.696	26.963	31.836	1:04.897	191.2	12:29.037
7	1	2:02.619	27.429	31.097	1:04.093	181.5	14:31.656

21 — Nuno Augusto
1.Nuno Augusto — FORD Escort MK2 (Pinto) — H81

Vlt.	P	Tempo	Inter. 1	Inter. 2	Inter. 3	V.Máx	Decorrido
1	1	2:15.678	36.727	33.190	1:05.761		2:15.678
2	1	2:05.927	28.583	32.505	1:04.839	178.8	4:21.605
3	1	2:06.854	27.509	32.367	1:06.978	175.4	6:28.459
4	1	2:06.781	27.643	33.111	1:06.027	178.3	8:35.240
5	1	2:05.044	26.889	32.171	1:05.984	183.9	10:40.284
6	1	2:07.410	28.855	32.366	1:06.189	176.0	12:47.694

22 — Bernardino Silva
1.Bernardino Silva — FORD Escort MK I 2.0 (Cosworth) — GR5

Vlt.	P	Tempo	Inter. 1	Inter. 2	Inter. 3	V.Máx	Decorrido
1	1	4:33.062	2:59.097	30.929	1:03.036		4:33.062
2	1	1:57.700	25.591	30.369	1:01.740	183.9	6:30.762
3	1	1:57.275	26.011	30.231	1:01.033	170.5	8:28.037
4	1	1:57.839	25.964	30.565	1:01.310	168.4	10:25.876
5	1	2:26.327 **B**	26.612	30.974	1:28.741	172.4	12:52.203

29 — Jose Fafiaes
1.Jose Fafiaes — DATSUN SUNNY 1200 — H75

Vlt.	P	Tempo	Inter. 1	Inter. 2	Inter. 3	V.Máx	Decorrido
1	1	2:08.483	33.138	32.202	1:03.143		2:08.483
2	1	2:00.571	26.700	31.485	1:02.386	195.0	4:09.054
3	1	2:01.701	26.839	31.567	1:03.295	176.8	6:10.755
4	1	2:00.517	26.355	31.337	1:02.825	184.5	8:11.272
5	1	1:59.203	25.739	31.486	1:01.978	189.0	10:10.475
6	1	1:59.617	25.844	31.587	1:02.186	191.9	12:10.092
7	1	2:00.598	25.830	32.501	1:02.267	190.6	14:10.690

33 — João Cruz
1.J. Cruz — FORD Anglia de Luxe — GR5

Vlt.	P	Tempo	Inter. 1	Inter. 2	Inter. 3	V.Máx	Decorrido
1	1	2:06.911	32.125	31.635	1:03.151		2:06.911
2	1	2:02.696	27.370	31.001	1:04.325	209.8	4:09.607
3	1	2:00.310	26.075	31.177	1:03.058	204.4	6:09.917
4	1	2:00.135	26.272	30.965	1:02.898	204.8	8:10.052
5	1	1:59.437	25.875	30.908	1:02.654	203.2	10:09.489
6	1	1:59.762	26.048	30.876	1:02.838	197.4	12:09.251
7	1	1:58.708	25.817	30.778	1:02.113	203.6	14:07.959

39 — Bruno Duarte
1.Bruno Duarte
2.Filipe Jesus — ALFA ROMEO 2000 GT Veloce (GTAM) — H71

Vlt.	P	Tempo	Inter. 1	Inter. 2	Inter. 3	V.Máx	Decorrido
1	2	2:15.508	34.965	34.246	1:06.297		2:15.508
2	2	2:08.332	29.803	33.004	1:05.525	169.5	4:23.840
3	2	2:07.916	28.033	33.170	1:06.713	186.4	6:31.756
4	2	2:07.079	28.370	32.761	1:05.948	180.0	8:38.835
5	2	2:06.930	28.088	32.942	1:05.900	182.4	10:45.765
6	2	2:05.848	27.720	32.682	1:05.446	188.3	12:51.613

44 — Jorge Areia
1.Jorge Areia — FORD Escort MKI 2.0 — H75

Vlt.	P	Tempo	Inter. 1	Inter. 2	Inter. 3	V.Máx	Decorrido
1	1	1:55.053	28.900	28.820	57.333		1:55.053
2	1	1:51.135	24.341	28.821	57.973	218.6	3:46.188
3	1	1:50.019	24.433	28.667	56.919	207.5	5:36.207
4	1	1:51.148	24.996	28.618	57.534	207.5	7:27.355
5	1	1:52.750	24.355	29.026	59.369	200.7	9:20.105
6	1	1:52.187	24.555	28.928	58.704	204.8	11:12.292
7	1	2:25.704	25.253	44.468	1:15.983	202.1	13:37.996

55 — Veloso Amaral
1.Miguel Barata
2.Veloso Amaral — DATSUN 1000 — H71

Vlt.	P	Tempo	Inter. 1	Inter. 2	Inter. 3	V.Máx	Decorrido
1	2	2:33.404	40.397	38.094	1:14.913		2:33.404
2	2	2:26.485	32.052	38.524	1:15.909	142.7	4:59.889
3	2	2:29.058	32.799	39.364	1:16.895	138.6	7:28.947
4	2	2:29.065	32.969	39.410	1:16.686	131.3	9:58.012
5	2	2:26.388	31.724	38.333	1:16.331	144.8	12:24.400
6	2	2:27.933	33.313	38.211	1:16.409	147.1	14:52.333

60 — Pedro Bastos Rezende
1.Pedro Bastos Rezende — PORSCHE 911 — H75

Vlt.	P	Tempo	Inter. 1	Inter. 2	Inter. 3	V.Máx	Decorrido
1	1	1:53.938	27.502	28.512	57.924		1:53.938
2	1	1:52.073	24.069	29.543	58.461	227.1	3:46.011
3	1	1:52.710	24.408	29.783	58.519	204.4	5:38.721
4	1	1:52.520	24.472	29.198	58.850	215.2	7:31.241
5	1	1:51.529	24.491	28.880	58.158	208.2	9:22.770
6	1	1:52.345	23.660	29.316	59.369	224.4	11:15.115
7	1	1:51.404	23.875	29.565	57.964	221.2	13:06.519

67 — Marco Pinto
1.Marco Pinto — BMW 1600 (1.9) — GR5

Vlt.	P	Tempo	Inter. 1	Inter. 2	Inter. 3	V.Máx	Decorrido
1	1	2:07.015	32.430	32.310	1:02.275		2:07.015
2	1	1:58.043	26.201	31.218	1:00.624	185.5	4:05.058
3	1	2:06.714 **B**	26.223	30.916	1:09.575	172.4	6:11.772
4	1	3:04.779	1:32.350	31.592	1:00.837		9:16.551
5	1	1:59.707	26.548	30.533	1:02.626	178.3	11:16.258
6	1	1:57.737	25.586	30.936	1:01.215	182.1	13:13.995

69 — Romulo Mineiro
1.Romulo Mineiro — FORD Escort RS 1600 MK1 — H75

Vlt.	P	Tempo	Inter. 1	Inter. 2	Inter. 3	V.Máx	Decorrido
1	1	1:56.242	29.269	29.319	57.654		1:56.242
2	1	1:50.821	23.881	29.005	57.935	207.8	3:47.063
3	1	1:51.820	24.337	29.115	58.368	203.6	5:38.883
4	1	1:51.478	23.784	28.947	58.747	224.8	7:30.361
5	1	1:51.538	24.113	29.030	58.395	200.7	9:21.899
6	1	1:53.800	23.889	30.109	59.802	217.3	11:15.699
7	1	1:52.168	24.049	29.787	58.332	209.0	13:07.867

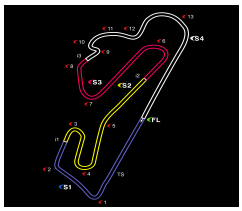

CPVC + CPVC 1300

ESTORIL SUPER RACING SERIES

Corrida 2

Volta por volta

Melhor marca pessoal | Melhor da sessão | **B** Cruzando a linha de chegada para o pit lan

76 — Luis Carlos

1.Luis Carlos — FORD ESCORT RS MK II — GR5

Vlt.	P	Tempo	Inter. 1	Inter. 2	Inter. 3	V.Máx	Decorrido
1	1	1:59.882	29.900	30.131	59.851		1:59.882
2	1	1:57.402	25.058	30.363	1:01.981	196.0	3:57.284
3	1	1:57.675	24.944	31.202	1:01.529	195.0	5:54.959
4	1	1:56.763	25.033	30.148	1:01.582	197.4	7:51.722
5	1	1:57.421	25.605	30.500	1:01.316	188.0	9:49.143
6	1	2:00.240	25.959	31.100	1:03.181	190.9	11:49.383
7	1	1:59.912	25.664	30.292	1:03.956	188.3	13:49.295

77 — Luis Nunes

1.Luis Nunes — FORD Escort — GR5

Vlt.	P	Tempo	Inter. 1	Inter. 2	Inter. 3	V.Máx	Decorrido
1	1	2:08.094	32.973	31.311	1:03.810		2:08.094
2	1	2:02.071	26.791	32.097	1:03.183	202.5	4:10.165
3	1	2:20.380	29.398	37.975	1:13.007	197.4	6:30.545
4	1	2:18.902	27.940	36.758	1:14.204	190.3	8:49.447
5	1	2:26.921	31.161	37.059	1:18.701	163.0	11:16.368
6	1	2:18.065	30.523	36.285	1:11.257	155.2	13:34.433